

Informed Visibility® Mail Tracking & Reporting (IV®-MTR) Release Notes

These Release Notes describe new features and enhancements implemented in releases for the IV-MTR application. The document is organized by release date, with the most recent release first. To see the information for a release, click the release date below:

- [June 29, 2024](#)
- [June 1, 2024](#)
- [April 13, 2024](#)
- [October 28, 2023](#)
- [March 26, 2022](#)
- [August 28, 2021](#)
- [May 22, 2021](#)
- [September 12, 2020](#)
- [July 18, 2020](#)
- [June 20, 2020](#)
- [June 6, 2020](#)
- [April 25, 2020](#)
- [January 11, 2020](#)
- [December 4, 2019](#)
- [November 9, 2019](#)
- [September 21, 2019](#)
- [August 14, 2019](#)
- [June 28, 2019](#)
- [May 11, 2019](#)
- [March 30, 2019](#)
- [February 19, 2019](#)
- [January 29, 2019](#)
- [January 14, 2019](#)
- [January 5, 2019](#)
- [November 19, 2018](#)
- [November 1, 2018](#)
- [October 6, 2018](#)
- [August 25, 2018](#)
- [July 11, 2018](#)
- [June 15, 2018](#)
- [June 9, 2018](#)
- [May 10, 2018](#)
- [April 2, 2018](#)
- [March 31, 2018](#)
- [March 7, 2018](#)
- [February 17, 2018](#)
- [January 27, 2018](#)
- [January 6, 2018](#)
- [November 18, 2017](#)

June 29, 2024

New USPS Ship Data Fields

13 new Promotion Discount fields have been added to the Package Attributes feed for USPS Ship (formerly Package Platform Concept, PPC) available via the Informed Visibility® Mail Tracking & Reporting (IV®-MTR) web application:

- Date Reporting On
- Client ID
- Tracking Number
- Label Date
- Merchant Rate Charged
- Platform Rate
- Gross Commission
- EPA
- EPS Transaction Type
- EPS Transaction Date
- EPS Transaction ID
- CRID
- Name of the Shipper CRID

For attributes and additional information, see the [USPS Ship Data Dictionary](#). For instructions on setting up USPS Ships data feeds, see the [Provisioning EPS and USPS Ship Data through Informed Visibility® \(IV®\)](#) user guide.

June 1, 2024

New USPS Ship Feed Data Types

IV-MTR has added four new USPS Ship feed data types:

- IMpb Error Details Returns

- IMpb Daily Returns
- IMpb Monthly Returns
- IMpb Monthly Transactions

For attributes and additional information about the new data feeds, see the [USPS Ship Data Dictionary](#). For instructions on setting up USPS Ships data feeds, see the [Provisioning EPS and USPS Ship Data through Informed Visibility® \(IV®\)](#) user guide.

April 13, 2024

New Enterprise Payment System (EPS) Feed Data Type

IV-MTR has added a new feed data type, “Payment Transactions – eDoc Submitter,” enabling users to create feeds for postage transactions in which they are the eDoc Submitter.

Feed types available after selecting “Payment Transactions - eDoc Submitter” include:

- Transactions - Commercial Mailings
- Postage Statement Details

For instructions on setting up EPS data feeds, see the [Provisioning EPS and USPS Ship Data through Informed Visibility® \(IV®\)](#) user guide. For additional information about EPS data feeds, see the [EPS Data Dictionary](#)

October 28, 2023

New USPS Ship Data Fields

Three new USPS Ship (formerly Package Platform Concept, PPC) data fields have been added to the Census Attribute data feeds available via the Informed Visibility® Mail Tracking & Reporting (IV®-MTR) web application:

- SKU
- Zones
- Price Group

For instructions on setting up USPS Ships data feeds, see the [Provisioning Enterprise Payment \(EPS\) and USPS Ship \(formerly Package Platform \(PPC\)\) Data through Informed Visibility® \(IV®\)](#). For additional information about the new data feeds, see the [USPS Ship Data Dictionary](#).

March 26, 2022

New Package Platform Concept (PPC) Feed Data Type and Data Fields

IV-MTR has added a new data feed type, “Statistical Quality Assessment” (SQA), under the Package Attributes category, available in three new data feed sub-types:

- *SQA Package Level Details*
- *SQA Monthly Assessment*
- *SQA Monthly Transaction*

The following new data fields have been added for Census Attribute and Pricing Notifications data feeds:

Census Attributes

- *Manifest Nonstandard Fee - Len Threshold 1*
- *Manifest Nonstandard Fee - Len Threshold 2*
- *Manifest Nonstandard Fee - Vol Threshold*
- *Scan Nonstandard Fee - Len Threshold 1*
- *Scan Nonstandard Fee - Len Threshold 2*
- *Scan Nonstandard - Vol Threshold*

- *Noncompliance Fee*
- *Destination Country Code*

Pricing Notification

- *Manifest Nonstandard Fee - Len Threshold 1*
- *Manifest Nonstandard Fee - Len Threshold 2*
- *Manifest Nonstandard Fee - Vol Threshold*
- *Destination Country Code*

For instructions on setting up PPC data feeds, see the [Provisioning EPS and PPC Data through IV-MTR User Guide](#). For additional information about the new data feeds, see the [PPC Data Dictionary](#).

August 28, 2021

Option to Include Only ACH Withdrawal ID Transactions in EPS Data Feeds

Users now have the option to include only Transactions with ACH Withdrawal ID for the following EPS data feed sub-types:

- *Commercial Mailings*
- *Network Returns*
- *Outbound Transactions*

When the checkbox is selected, Transaction data will be provisioned only if ACH Withdrawal ID is populated.

May 22, 2021

New PPC Feed Data Type

Users now have the ability to create a data feed for a new stand-alone data type, Package Errors and Warnings (PEW), which provides details on the errors and warnings for packages within a manifest.

Users can only send PEW data to a specified server; they cannot download the files via IV-MTR. Additionally, the file columns are in a set order and cannot be rearranged.

For instructions on setting up PPC data feeds, see the [Provisioning EPS and PPC Data through IV-MTR User Guide](#). For additional information about the new data feeds, see the [PPC Data Dictionary](#).

September 12, 2020

Additional EPS and PPC Feed Data Types

Users now have the ability to create a data feed for the following EPS data types:

- *Commercial Postal Store Transaction Details*
- *Commercial Postal Store Order Item Details*
- *Credit Card Payments*

Users now have the ability to create a data feed for the following PPC data types:

- *Unmanifested Packages*
- *Duplicate Packages – Outbound*

For instructions on setting up EPS and PPC data feeds, see the [Provisioning EPS and PPC Data through IV-MTR User Guide](#). For additional information about the new data feeds, see the [EPS Data Dictionary](#) or [PPC Data Dictionary](#).

July 18, 2020

Additional Package Platform Concept (PPC) Feed Data Type

Users now have the ability to create a data feed for *Unused Labels*.

For instructions on setting up PPC data feeds, see the [Provisioning EPS and PPC Data through IV-MTR User Guide](#). For additional information about the new data feed, see the [PPC Data Dictionary](#).

New PPC Data Fields

The following data fields are now available for PPC Pricing Notification data feeds:

- *Assessed Warnings*
- *Earliest Scan Date*

For additional information about these fields, see the [PPC Data Dictionary](#).

June 20, 2020

Support for Informed Delivery® Post-Campaign (IDPC) Detailed Data

IDPC Detailed data is now provisioned in IV-MTR, allowing users to set up one-time queries and data feeds with near real-time IDPC Detailed data. Users can also delegate their IDPC data to other users.

For instructions on setting up IDPC one-time queries, data feeds, and delegations, see the [Provisioning IDPC Data through IV-MTR User Guide](#). For additional information about the data available in the IDPC data stream, see the [IDPC Data Dictionary](#).

June 6, 2020

Additional EPS and PPC Feed Data Types

Users now have the ability to create a data feed for the following data types:

- EPS: *Domestic Outbound Package Transaction Details*
- PPC: *Census Attributes*

For instructions on setting up EPS and PPC data feeds, see the [Provisioning EPS and PPC Data through IV-MTR User Guide](#). For additional information about the new data feeds, see the [EPS Data Dictionary](#) or [PPC Data Dictionary](#).

April 25, 2020

Data Delegated to My CRID Data Type Filter

The Data Delegated to My CRID screen has been enhanced with a data type drop down menu. This allows users to filter their data delegation records. By default, the page will display all data types for users with less than 50,000 records. Users with over 50,000 records must select a data type before the page loads records.

In-App Notification Updates

The in-app notification banner and inbox that display actions and alerts for users have been updated to auto-clear after 3 weeks. Please see the [IV Mail Tracking & Reporting User Guide](#) for more details.

Piece-Level One-Time Query Filter Update

The Piece-level One-Time Query Additional Filters menu has been updated to remove an extra *Scan DateTime* field. Users will still be required to enter the default *Scan DateTime* field, which supports a timeframe of up to 14 days.

Container-, Handling Unit-, and Bundle-level One-Time Queries are unaffected by this update and can be configured to retrieve more than 14 days of data.

Updated Your Feeds Table

On the Create and Manage Data Feeds tab, the Your Feeds table has been updated to automatically size all columns to fit the browser window. This eliminates the need for users to scroll horizontally to view all entries.

Logical Delivery Event Enhancements

Enhancements to improve generation of LDEs.

January 11, 2020

Additional PPC Data Feeds

You now have the ability to create a data feed for the following data types from PPC:

- *Manifest Error*
- *Manifest Auto-Correct*
- *Duplicate Package Piece & Postage*
- *Rejected Manifest Package*

For instructions on setting up PPC data feeds, see the guide to [Provisioning EPS and PPC Data through IV](#). For additional information about the new data feeds, see the [PPC Data Elements](#).

Renamed EPS Data Feed Attributes

The name for one EPS Data Feed was updated:

Data Type	Previous Feed Name	New Feed Name
Transactions	<i>Deposits</i>	<i>Deposits & Trust Corrections</i>

The names for the following EPS data attributes were updated:

Data Type	Previous Attribute Name	New Attribute Name
Transactions	<i>Vertical Field 2</i>	<i>Transfer/Withdrawal/Correction Reason</i>
Transactions – Commercial Mailings	<i>Customer Name</i>	<i>EPS Account Business Location Name</i>
Transactions – Postage Statement Details	<i>Postage Statement Details</i>	<i>Postage Statement Line ID</i>

For additional information about these data attributes, see the [EPS IV-MTR Data Elements](#).

New EPS Data Attribute

The following data attribute is now available for EPS Transactions – Deposits & Trust Corrections data feeds:

- *ServiceNow Ticket Number*

For additional information about this data attribute, see the [EPS IV-MTR Data Elements](#).

Predicted Delivery Date (PDD) Update

The PDD data attribute in Piece Scan data no longer populates with the Anticipated Delivery Date (ADD). See the [IV-MTR External Data Dictionary](#) for more information.

December 4, 2019

USPS-Provided Servers Re-Enabled for EPS/PPC Data Feeds

When creating an EPS or PPC data feed, the Target Server dropdown menus have been updated to include USPS-provided servers.

November 9, 2019

Email Notifications Removed from One Time Queries and Data Feeds

The option to sign up for email notifications about One Time Queries and Data Feeds has been removed to prevent users from receiving unnecessary emails.

USPS-Provided Servers Filtered from EPS/PPC Data Feed

When creating an EPS or PPC data feed, the Target Server dropdown menus have been updated to filter incompatible USPS-provided servers from the list.

Address Book Server Test Connection Update

The Test Server Connection functionality has been updated to use the server address entered by the user instead of an internal server.

API Enhancements

The following updates were made to enhance the user experience in APIs:

- Five digit Op Codes are now mapped to three digit Op Codes
- Performance for querying large numbers of CRIDs has been enhanced so errors are no longer generated
- Return Ballot Receipt verbiage updated

September 21, 2019

Data Feed Modification Confirmation Screen

When you modify a data feed, a confirmation screen now appears for you to review your selections. If you are satisfied with the selections, click **Confirm** and a success message will appear. If you need to make any changes, click **Back** at the bottom-left corner and update your selections.

August 14, 2019

IMpb Special Services Indicator Added to One-Time Query

You can now receive piece-level data for Special Services with the *IMpb* attribute. See the [IV-MTR External Facing Data Dictionary](#) for more information.

Usability Enhancements (available 8/10/2019)

The following changes were made to improve the user experience:

- All Data Feeds:
 - The default Your Feeds screen now displays 25 rows instead of 10 rows, and the maximum number of rows viewable on the screen is now 75 instead of 50.
 - The Data Feed Detail screens now display the date and time the feed was last modified by any user.
 - The Create Feed time zone option now defaults to Central Time instead of Atlantic Time.
- MQD Data Feeds:
 - The Full-Service Nesting/Sortation option was removed. This data is available in the Seamless Acceptance Nesting/Sortation feed.

June 28, 2019

Additional EPS Data Feed for iCAPS Invoices

You now have the ability to create a data feed for Internal Centralized Automated Payment System (iCAPS) invoice data from EPS with the following data attributes:

- *Invoice Number*

- *Invoice Amount*
- *Billing Start Date*
- *Billing End Date*
- *Due Date*
- *Payment Date*
- *Status*

For instructions on setting up EPS data feeds, see the guide to [Provisioning EPS and PPC Data through IV](#). For additional information about the new data attributes, see the [EPS IV-MTR Data Elements](#).

New EPS Data Attributes

The following data attributes are now available for EPS Transactions data feeds:


- *Due Date*
- *Available Balance*

For additional information about these data attributes, see the [EPS IV-MTR Data Elements](#).

New & Updated BlueTube Videos

New BlueTube videos are now available:

- *Manage the CRID Default (new)*
- *One-Time Query: Mail Object Navigator (new)*
- *One-Time Query: Retrieve Results (updated)*

To access the videos when logged in, click the **Mail Tracking Help**  (question mark) widget at the top-left of the screen. When not logged in, go to <https://www.iv.usps.com> and click the link next to the question mark icon on the left side of the page.

May 11, 2019

Create Single Mail Quality Data Feed for Multiple CRIDs

You now have the ability to create a single Mail Quality Data feed for multiple CRIDs or to add multiple CRIDs to an existing data feed. For additional information, see the guide to [Provisioning Mail Quality Data through IV-MTR](#).

Suppression of Operation Code 873 for Mail.XML

The Mail.XML file format currently does not support assumed Container Appointment Arrival events (Operation Code 873). Therefore, the provisioning of container assumed events for Mail.XML is being suppressed in IV-MTR. Assumed Container Appointment Arrival events are available in the delimited and JSON file formats. The complete list of assumed handling events available in IV-MTR is provided in the *Available Assumed Handling Events* section of the [IV Mail Tracking & Reporting User Guide](#).

Mail Object Navigator

An issue was fixed where drilling to the Handling Unit Scan Detail displays a blank screen even when data is available. Mail Object Navigator now displays all entries for data available in this view.

March 30, 2019

Start-the-Clock Mail.XML Messages

You can now receive container Start-the-Clock information via Mail.XML pull or push messages. The supported pull messages are *StartTheClockQueryRequest* and *StartTheClockQueryResponse*. The supported push messages are *StartTheClockDelivery* and *StartTheClockNotification*. IV-MTR supports Mail.XML versions 12.0A, 12.0B, 14.0A, 16.0, and 21.0 for the Start-the-Clock messages.

Delegation of Mail Quality Data

Data delegation to provide or receive visibility of Mail Quality Data is now available. For additional information, see the guide to [Provisioning Mail Quality Data through IV-MTR](#).


Additional STIDs for MID-Based Data Feeds

Return ballot STIDs 777, 778, and 779 are now available for MID-based data feeds. These STIDs were previously only available for routing code-based feeds.

New BlueTube Videos

New BlueTube videos are available:

- *Manage Permissions by CRID*
- *Manage Permissions by User*

To access the videos when logged in, click the **Mail Tracking Help**  (question mark) widget at the top-left of the screen. When not logged in, go to <https://www.iv.usps.com> and click the link next to the question mark icon on the left side of the page.

February 19, 2019

Screens for Testing JSON Web Service Connectivity

The screens for testing server connectivity when adding a new JSON web service to your address book were updated to align with the screens for testing connectivity when adding a new Secure FTP (SFTP) server.

One-Time Query Confirmation Screen

When you submit a one-time query, a confirmation screen now appears for you to review your selections. To make any changes, click **Update** at the bottom-right corner. When finished, click **Confirm**.

Enhanced Details Window for One-Time Queries

Additional information was added to the Details window for queries in the One-Time Query Output History.

Submit Multiple Piece-Level One-Time Queries


When a piece-level one-time query is processing, you can now submit up to 9 additional **piece-level** queries to be processed. The additional queries are queued and processed in order of submission once the original query finishes processing. Previously, if you had a piece-level one-time query processing, you were not able to submit another piece-level query.

You can submit an unlimited number of container, handling unit, or bundle one-time queries while a piece-level query is processing.

New BlueTube Videos

New BlueTube videos are available:

- *Manage Roles by CRID*
- *Manage Roles by User*

To access the videos when logged in, click the **Mail Tracking Help**  (question mark) widget at the top-left of the screen. When not logged in, go to <https://www.iv.usps.com> and click the link next to the question mark icon on the left side of the page.

January 29, 2019

New EPS and PPC Data Attributes

The following data attributes are now available for EPS data feeds for the **Transactions – Commercial Mailings** data type:

- *Job ID*
- *Number of Pieces*
- *Number of Copies*
- *eDoc Submitter CRID*

The *Package Scan Grouping ID* data attribute is now available for PPC data feeds for the **Pricing Notification** data type.

Removed and Renamed EPS and PPC Data Attributes

The *Original Transaction ID (for Refund/Reversal/Adjustment)* data attribute was removed for EPS data feeds for the **Transactions – Deposits** data type. Existing data feeds receiving this attribute will receive it until the next time the data feed settings are modified.

The names for some EPS data attributes were updated:

Data Type	Previous Attribute Name	New Attribute Name
Transactions	<i>Business Address/CRID</i>	<i>Business Location</i>
	<i>Payment Method Type</i>	<i>Payment Method</i>
Transactions – Commercial Mailings	<i>Permit ZIP Code</i>	<i>ZIP of Verification</i>
	<i>Permit Business Location Name</i>	<i>Permit Holder CRID</i>
	<i>Permit City/State</i>	<i>City/State of Permit</i>
Transactions – PO Boxes	<i>CRID</i>	<i>PO Box CRID</i>
Transactions – PC Postage	<i>Meter Number</i>	<i>PSD Serial Number</i>

January 14, 2019



Increase for Piece One-Time Query Date Range Filter

The required date range filter for piece-level one-time queries was increased from 7 to 14 days.

January 5, 2019

New Output History Interface for One-Time Queries

There is a new Output History interface for one-time queries. The Output History table is on the bottom half of the **View Data** tab, just below where you perform a one-time query. The table displays queries from the past 72 hours for the Data Download and Send to Address delivery methods.

For additional details about a query, click the details  icon in the **Action** column. To view and download the files for a query, click the files  icon.

Simultaneous One-Time Query File Transmissions

As part of performance enhancements, the number of one-time query files sent to a server simultaneously was reduced. This was done to ensure IV-MTR does not negatively impact the recipient server's ability to receive and process a large volume of files.

Desired BSA Requirement Removed

Companies are no longer required to name a Desired Business Service Administrator (BSA) when getting access to IV-MTR. Desired BSA information was used as part of the migration from the IMb Tracing application to IV-MTR and is no longer necessary. This change does not impact existing application users.


Updated Handling for 94 Barcodes

Application rules were updated to enable provisioning of data for pieces with USPS-applied IMb barcodes (94 barcode types). IV-MTR provisions Origin scan data for feeds and one-time queries when “Non-Tracing STIDs” is selected and the routing code is authorized for tracking by USPS.

New BlueTube Videos


New BlueTube videos are available:

- *Request Data Delegation*
- *Manage Data Delegation*
- *Delegate Data to Others*
- *View Rules for Data Delegated to My CRID*

To access the videos when logged in, click the **Mail Tracking Help**  (question mark) widget at the top-left of the screen. When not logged in, go to <https://www.iv.usps.com> and click the link next to the question mark icon on the left side of the page.

November 19, 2018


Return Ballot IMb-Keycode Interface

An interface was added to facilitate receiving keycodes for tracking election mail on USPS.COM. To access the interface, click the **Other Features**  (graph) widget at the top-left of the screen.

New BlueTube Videos

New BlueTube videos are available:

- *Manage Contacts in the Address Book*
- *Manage In-App Notifications*
- *Manage Email Notifications*

To access the videos when logged in, click the **Mail Tracking Help**  (question mark) widget at the top-left of the screen. When not logged in, go to <https://www.iv.usps.com> and click the link next to the question mark icon on the left side of the page.

November 1, 2018

Enhancements for Payment Transactions Data Feeds

Two enhancements were implemented for the ability to receive Enterprise Payment System (EPS) data through an IV-MTR data feed:

- *Vendor Name* attribute added for the **Transactions – PC Postage** data type
- Hourly option available for data feed frequency

October 6, 2018

Data Retention Extended

Data retention has been extended from 45 to 120 days. This means you can perform a one-time query to retrieve data from up to 120 days in the past. You are still required to select a 14-day range when performing a query for piece-level data.

Create Data Feeds for Routing Codes with Tracing and Non-Tracing STIDs

Previously, only data for Tracing STIDs was available through a data feed. With approval and assistance from the IV Solutions Center, you can now have a data feed for routing codes with **all** STIDs (Tracing and non-Tracing). Contact the IV Solutions Center for additional information.

Support of Return Ballot STIDs

The return ballot STIDs (777, 778, and 779) are now available as STIDs you can add to a routing code in a data feed.

New Data Attributes

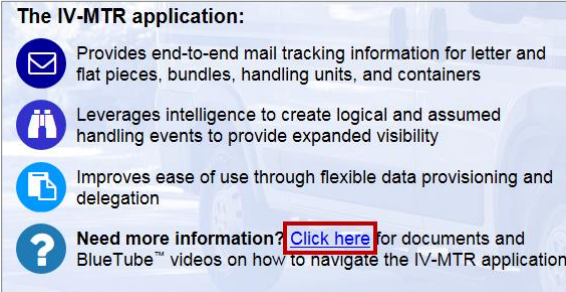
The following data attributes are now available for containers:

- *FAST Appointment Scheduled DateTime*
- *FAST Appointment Unload Start Time*
- *FAST Appointment Unload End Time*

For additional information about these data attributes, see the [IV-MTR External Facing Data Dictionary](#).

Videos and Resources Without Login

You can now access the BlueTube videos and other resources from the IV-MTR landing page, without needing to log in. Simply go to <https://www.iv.usps.com>. Next to the question mark icon on the left side of the page, click the link. A panel opens, displaying user documentation and BlueTube videos.




The IV-MTR application:

- Provides end-to-end mail tracking information for letter and flat pieces, bundles, handling units, and containers
- Leverages intelligence to create logical and assumed handling events to provide expanded visibility
- Improves ease of use through flexible data provisioning and delegation
- Need more information? [Click here](#) for documents and BlueTube™ videos on how to navigate the IV-MTR application

New BlueTube Videos

New BlueTube videos are available:

- *One-Time Query: Select Entity(s)*
- *One-Time Query: Select Delivery Method*
- *One-Time Query: Define Filters and Fields*
- *One-Time Query: Retrieve Results*

To access the videos when logged in, click the **Mail Tracking Help**  (question mark) widget at the top-left of the screen. When not logged in, go to <https://www.iv.usps.com> and click the link next to the question mark icon on the left side of the page.

August 25, 2018

Piece-Level One-Time Query Available

Piece-level one-time queries are now available to all users through the IV-MTR web application. Please note the following:

- Guardrails are in place for these queries to ensure system availability and stability. Please see the [IV Mail Tracking & Reporting User Guide](#) for information.
- When performing a piece-level one-time query, you may select to include Tracing STIDs, non-Tracing STIDs, or both.
- All one-time query files are now available from the File History for 72 hours instead of 24 hours.

New Data Attributes

The following data attributes are now available:

- *Expected Delivery Date (EDD)* for pieces
- *Anticipated Delivery Date (ADD)* for pieces

For additional information about these data attributes, see the [IV-MTR External Facing Data Dictionary](#).

New BlueTube Videos

New BlueTube videos are available on the Mail Tracking Help page:

- *Create a Data Feed for EPS and PPC Data*
- *Manage Servers in the Address Book*

To access the videos, click the **Mail Tracking Help**  (question mark) widget at the top-left of the screen.

July 11, 2018

Help Desk Rebranding

The IV-MTR Help Desk has been renamed as the IV Solutions Center. The application was updated to reflect this change, and IV-MTR documentation will be updated in the next few weeks.

Confirmation Window When Modifying Entities for a Data Feed

When you modify the entities for an existing data feed, a confirmation window now appears. The window displays the entities removed and added, final selection, and names of any linked data feeds (if applicable).

New BlueTube™ Videos

New BlueTube videos are available on the Mail Tracking Help page:

- *Create, Load, or Modify a Saved Entity*
- *Create, Load, or Modify a Saved Filter*
- *Create, Load, or Modify a Saved View*
- *Create, Load, or Modify a Saved Report*
- *Associate a Saved Entity to a Data Feed*

To access the videos, click the **Mail Tracking Help**  (question mark) widget at the top-left of the screen.

June 15, 2018

Scan Event Codes 873, 876, and 878

As part of the phased approach to enable *Scan Event Codes 873-878*, codes 873, 876, and 878 will be available on June 15, 2018.

June 9, 2018

New Data Attributes

The following data attributes are now available:

- *eDoc Parent Container IMcb* for handling units
- *Parent Tray eDoc IMtb* for pieces
- *Parent Container eDoc IMcb* for pieces

For additional information about these data attributes, see the [IV-MTR External Facing Data Dictionary](#).

Update to Confirmation Window When Modifying Saved Entity

When modifying a saved entity, a confirmation window appears. The window now displays the entities removed and added, the final selection, and the names of any linked data feeds.

May 10, 2018

Update to Data Delegation Rules


All existing data delegation rules were updated to provide visibility of all data fields that are currently available in the application. This update enables parties receiving delegation to see data for fields that were added after the delegation was approved.

Note: This only affects data delegation rules. Data feeds were not changed. If you wish to receive data for a particular field, you need to modify your data feed to include that data field.

New BlueTube™ Videos

New BlueTube videos are available on the Mail Tracking Help page:

- *Create a Data Feed: Select Initial Options*
- *Create a Data Feed: Select Entity(s)*
- *Create a Data Feed: Define Filters and Fields*
- *Manage an Existing Data Feed*

To access the videos, click the **Mail Tracking Help**  (question mark) widget at the top-left of the screen.

April 2, 2018

Scan Event Codes 875 and 877

As part of the phased approach to enable *Scan Event Codes 873-878*, codes 875 and 877 will be available on April 2, 2018.

March 31, 2018

“Add All” Option for CRIDs and MIDs

An “Add All” option for CRIDs and MIDs is now available on the Select Entity(s) screen. This allows you to select all available CRIDs or MIDs to include in a one-time query, data feed, data delegation request/rule, or saved entity.

New Scan Event Codes

The following *Scan Event Codes* (operation codes) are now available: 361-369, 690-702, 704, 710, 711, 715, 716, 741, and 970-979. For additional information, see the [IV-MTR Operation Codes List](#).

New BlueTube™ Videos

New BlueTube videos are available on the Mail Tracking Help page:

- *Introduction to Data Delegation*
- *Introduction to Roles & Permissions*
- *Introduction to Saved Reports*
- *Introduction to Notifications*

To access the videos, click the **Mail Tracking Help**  (question mark) widget at the top-left of the screen.

Selected Entities Removed from Available Entities

On the Select Entity(s) screen, when you select a CRID, MID, or routing code, your selection now disappears from the available entities on the left side of the screen to indicate it is already selected.

March 7, 2018

Video Closed Captioning

The BlueTube™ videos now have closed captions. Click **CC** in the video player to toggle the captions on and off.

February 17, 2018

New Data Attributes

The following data attributes are now available:

- *Piece Identifier* for pieces (**Note:** This field will be available on February 20, 2018.)
- *Mail Phase* for pieces
- *Scan Event Code* (operation code) for containers and handling units
- Recipient role fields (e.g., *Recipient Mail Owner CRID*) for all mail objects
- Start-the-Clock fields (e.g., *Start the Clock Date*) for all mail objects
- *Postage Statement Finalization DateTime* and *Postage Statement Finalization Facility Name* for containers

For additional information about these data attributes, see the [IV-MTR External Facing Data Dictionary](#).

Multi-Value Field Delimiter

The new recipient role fields (e.g., *Recipient Mail Owner CRID*) can be populated with multiple CRID values. Therefore, when selecting one or more recipient role fields for a delimited data feed, users must specify a multi-value field delimiter.

Associate a Saved Entity to a Data Feed

A public saved entity can now be associated to one or more data feeds. This allows you to update the saved entity and have the selected entities for the associated data feed(s) automatically updated. You may associate a saved entity to a data feed when creating a new data feed or by modifying an existing one. For instructions, see the *Associate a Saved Entity to a Data Feed* section of the [IV Mail Tracking & Reporting User Guide](#).


Scan Event Codes 873-878

Handling events for *Scan Event Codes* 873-878 will be available in a phased approach in the coming weeks. In the first phase, code 874 will be enabled on February 20, 2018.

New BlueTube™ Videos

New BlueTube videos are available on the Mail Tracking Help page:

- *Introduction to Data Feeds*
- *Introduction to the Address Book*

To access the videos, click the **Mail Tracking Help**  (question mark) widget at the top-left of the screen.

January 27, 2018

Discontinued Support for Non-Secure FTP

Support for non-secure file transfer protocol (FTP) in the IV-MTR application is being discontinued on January 31, 2018. On January 27th, the option to choose FTP as a data transfer method will be removed from the application, preventing new non-secure FTP selections.


On January 31st, remaining non-secure FTP feeds in IV-MTR will be converted to the Online Download transfer method. On February 1st, USPS Data Transfer Services (DTS) will disable non-secure FTP support. Collection of scan data will continue, and mailers will be able to access their data through either Online Download or by selecting an available Secure FTP server.

January 6, 2018

New Landing Page

IV.USPS.COM has a new look. Existing users should click **Log In** to continue to the login page. For new users, there is information about the benefits of IV-MTR and instructions for applying for access.

Exportable Entity List

When performing a one-time query, you can export a list of the selectable entities (Customer Registration IDs [CRIDs], Mailer IDs [MIDs], and routing codes). Click the export icon  to the top-right of the **Add MID(s)** section. Select the file format (CSV, XLSX, or XLS), and click **Export**.

Mail Object Navigator

The mail object navigator—a feature for one-time queries—allows you to view handling events for containers and drill down to view handling units nested to a specific container. You can then view handling events for the nested handling units. For instructions, see the *Mail Object Navigator* section of the [IV Mail Tracking & Reporting User Guide](#).

Number of Failed Files for Data Feeds

The **Your Feeds** table now includes a column for the number of failed files. The number represents those files that failed to send to the target location and failed retry attempts.

Enhanced Search for Your Feeds List

The search function for the **Your Feeds** table has been enhanced to search on additional columns of the table. As you enter text, the table filters to display those data feeds matching your entry.


Update Selected Entities for Existing Data Feeds

You now have the ability to modify the selected CRIDs and routing codes, in addition to the MIDs and Service Type IDs (STIDs), for an existing data feed. The functionality is similar to that of the Select Entity(s) screen when creating a new data feed. For additional information, see the *Modify Details* section of the [IV Mail Tracking & Reporting User Guide](#).


Email Notifications

Email notifications are now available for certain scenarios. For example, email notifications are available when a one-time query file is ready for download or when a data delegation rule is requested, approved/denied, created, or modified. For information about the available notifications, see the *Notifications* section of the [IV Mail Tracking & Reporting User Guide](#).


Notifications Management

You now have the ability to set your preferred email address to receive email notifications from IV-MTR, and you can also opt in and opt out of in-app and email notifications. To manage your notifications, click the **Settings** widget  (gear) at the top-left of the screen. Then, click **Email Preferences** or **Notification Settings**. For additional information, see the *Manage Notifications* section of the [IV Mail Tracking & Reporting User Guide](#).

Contact Us Widget

A new widget provides contact information for the IV-MTR Help Desk. To access this information, click the **Contact Us** widget  (telephone) at the top-left of the screen.

Enhanced Mail Tracking Help Page

The Mail Tracking Help page has been enhanced to include BlueTube™ video tutorials. Additional documents have also been included on the page. To access these resources, click the **Mail Tracking Help** widget  (question mark) at the top-left of the screen. Additional videos will be added to the page in the future.

Additional Items

- An issue was fixed where the eDoc ID for a handling unit was not properly associated to the *eDoc Container ID* data field.
- An issue was fixed where MIDs that should not have appeared were appearing when modifying an existing data feed.
- An issue was fixed that caused duplicate email notifications upon successful file transfer.
- The handling event de-duplication process was enhanced to provide better visibility of origin pieces with routing codes.

November 18, 2017

In-App Notifications

Multiple notifications are now available within the application (in-app notifications). Email notifications will be available in a future release. Notifications are available for the following:

- One-time query file is ready for download
- Data delegation is requested, approved/denied, created, modified, or removed
- Visibility permissions are assigned or removed

The in-app notifications appear in notifications bars near the top of the IV-MTR application. The orange-red bar is for actions, and the yellow bar is for alerts. Alerts notify you that an event has occurred within the application. Action notifications require that you take action.

Additional information about your notifications is available in the notifications inbox. To access the inbox, click the notifications widget (bell) at the top-left of the screen.

For additional information regarding the available notifications, the notifications bar, and the notifications inbox, see the *Manage Notifications* section of the [IV Mail Tracking & Reporting User Guide](#).

Servers List

Within the Address Book, the **Servers** list has been reformatted as a table. This format allows you to sort the table easily by clicking a column heading. Click once to sort in ascending order, and click again to sort in descending order.

To adjust the width of a column, hover on the line between two column headings. When the mouse icon changes, click and drag to adjust the column width.

Action Icons

Throughout the IV-MTR application, icons have replaced some action text. For example, in the **Servers** list, there are now icons to modify, delete, or view the change history for a server. Hover-over text tells you what action is available.