

# Postal Service Technical Specification

# Mail.dat

**Version 1**  
**Release 47.1**

**March 25, 2018**

# PREFACE

This document is a comprehensive technical guide that outlines steps for exchanging electronic data with the *PostalOne!*<sup>®</sup> system using the Mail.dat<sup>®</sup> file format. The intended audience is business mailers who create or use mailing data in the preparation or production of business mail and who also want to conduct business electronically in lieu of the hardcopy forms and processes that were traditionally used in business mail acceptance. For the purpose of conducting business electronically although this technical specification provides an overview of the *PostalOne!* system, the intended recipient of this document is the person or team that will make necessary technical infrastructure preparations/alterations and conduct testing to ensure Mail.dat electronic data is consistently and reliably sent to the *PostalOne!* system. This document only discusses this form of electronic data exchange.

This technical specification is organized as follows: Section 1 provides an overview of the *PostalOne!* program benefits, the basic requirements for participation in the program, and how to apply for participation. Sections 2 and 3 provide detailed technical information about the *PostalOne!* application. Sections 4 and 5 contain technical information about the electronic data used by or returned by the system. Section 6 details mailing scenarios and how to populate your eDoc successfully. It also includes mappings of Mail.dat input to the postage statements. Section 7 details status receipts and event types. Section 9 includes Mail.dat validations.

On behalf of the *PostalOne!* team, we welcome you into the program. You will be joining many other business mailers who are successfully using the *PostalOne!* system to improve the collaboration with the U.S. Postal Service<sup>®</sup>. We welcome your feedback and look forward to working with you.

The following trademarks are owned by the United States Postal Service:

ACS<sup>®</sup>, CASS<sup>™</sup>, CASS Certified<sup>™</sup>, Certified Mail<sup>™</sup>, DMM<sup>®</sup>, FAST<sup>®</sup>, First-Class<sup>™</sup>, First-Class Mail<sup>®</sup>, Full-Service ACS<sup>™</sup>, IM<sup>®</sup>, IMb<sup>™</sup>, IMb Tracing<sup>™</sup>, Intelligent Mail<sup>®</sup>, OneCode ACS<sup>®</sup>, OneCode Solution<sup>®</sup>, PLANET Code<sup>®</sup>, *PostalOne!1*<sup>®</sup>, POSTNET<sup>™</sup>, Postal Service<sup>™</sup>, Priority Mail<sup>®</sup>, Registered Mail<sup>™</sup>, RIBBS<sup>™</sup>, Standard Mail<sup>®</sup>, The Postal Service<sup>®</sup>, United States Postal Service<sup>®</sup>, USPS<sup>®</sup>, USPS.COM<sup>®</sup>, ZIP<sup>®</sup>, ZIP Code<sup>™</sup>, ZIP + 4<sup>®</sup> and ZIP+4<sup>™</sup>

Idealliance<sup>®</sup> Mail.XML<sup>™</sup> and Mail.dat<sup>™</sup> are registered trademarks of the International Digital Enterprise Alliance, Inc.

Sun<sup>™</sup>, Sun Microsystems<sup>™</sup>, and Java<sup>™</sup> are trademarks or registered trademarks of Sun Microsystems, Inc.

Microsoft<sup>™</sup>, Microsoft Windows<sup>®</sup>, and Microsoft Internet Explorer<sup>®</sup> are registered trademarks of Microsoft Corporation.

All other trademarks used are the property of their respective owners.

## TABLE OF CONTENTS

PREFACE .....	II
TABLE OF CONTENTS .....	III
LIST OF FIGURES .....	VII
LIST OF TABLES .....	VIII
DOCUMENT CHANGES .....	XI
<b>1. PROGRAM OVERVIEW .....</b>	<b>1</b>
1.1 Idealliance and USPS .....	1
1.2 Releases Addressed .....	1
1.3 Preproduction Environment .....	2
1.4 Test Environment for Mailers (TEM) .....	2
1.5 Production Environment .....	2
1.5.1 Interfacing with Mail.XML .....	2
1.6 <i>PostalOne!</i> System Help Desk .....	2
<b>2. <i>POSTALONE!</i> MAIL.DAT CLIENT SOFTWARE .....</b>	<b>3</b>
2.1 Installation and Configuration .....	3
2.1.1 Overview of the <i>PostalOne!</i> Mail.dat Client .....	3
2.1.2 System Requirements .....	3
2.1.3 Performance Considerations .....	4
2.1.4 <i>PostalOne!</i> Mail.dat Client Memory Settings .....	4
2.1.5 How Much Memory to Allocate .....	5
2.1.6 How to Allocate More Memory .....	6
2.1.7 Troubleshooting Memory Allocation .....	6
2.1.8 Sources for Information on Memory Allocation .....	7
2.1.9 Mail.dat Client 64 Bit Mode .....	7
2.1.10 How to Use a Web Proxy .....	7
2.1.11 Batch Client Automatic Updates .....	8
2.1.12 Supporting Multiple <i>PostalOne!</i> Environments .....	9
2.1.13 Installation (Windows and Solaris UNIX) .....	9
2.2 Program Setup for Windows .....	10
2.2.1 General Settings Tab .....	11
2.2.2 Program Updates .....	11
2.3 Transferring Files Manually .....	11
2.3.1 Validating Files .....	11
2.3.2 Validation Log Errors .....	12
2.3.3 Performing the File Transfer Manually .....	12
2.3.4 Additional Logging .....	14
2.4 Batch Processing .....	14
2.4.1 Batch Mode .....	14
2.4.2 Receipt Polling .....	15

2.4.3	Status Receipt File Naming .....	15
2.4.4	Setting Up the <i>Posta/One!</i> Windows Mail.dat Client to Work in Batch Mode .....	16
2.4.5	Receipt Polling Configuration.....	17
2.4.6	References.....	20
<b>3.</b>	<b>MAIL.DAT FILE DEFINITIONS.....</b>	<b>24</b>
3.1	File Naming Conventions.....	26
3.2	Files Not Supported .....	26
<b>4.</b>	<b>SENDING PROPERLY CONFIGURED MAIL.DAT FILES.....</b>	<b>26</b>
4.1	Key Technical Requirements.....	27
4.1.1	Internet Connection.....	27
4.1.2	Formatted Mail.dat files.....	27
4.1.3	Methods of Transferring Files (Manual and Batch).....	27
4.1.4	<b>Batch mode for Mail.dat</b> .....	27
4.1.5	Technical/Operational Prerequisites .....	27
4.2	Configuring Mail.dat files for Processing .....	30
4.2.1	Mail.dat Submission Process.....	30
4.2.2	Required Files and Fields .....	31
4.2.3	Relationship Constraints Description .....	31
4.3	Postage Payment.....	41
4.3.1	Postage Statement Generation.....	41
4.3.2	Postage Statement Mapping.....	44
4.3.3	Permit Roles.....	49
4.3.4	Postage Statement By/For Information.....	50
4.3.5	Nonprofit Postage Statement By/For Information .....	51
4.3.6	Additional Postage .....	51
4.3.7	Combined Mail .....	52
4.4	Typical File Formatting Problems .....	52
4.5	Sending Job Updates .....	52
4.5.1	Rules for Sending Container Status Updates .....	53
4.5.2	Job Updates .....	54
4.5.3	Transportation Updates.....	55
4.5.4	Rules for Sending Header Status Updates .....	57
4.6	Postage Statement Statuses .....	58
<b>5.</b>	<b>MAIL.DAT FIELD VALIDATION .....</b>	<b>59</b>
5.1	Header Record (HDR) .....	60
5.2	Segment Record (SEG).....	64
5.3	Mail Piece Unit (MPU) .....	68
5.3.1	Mail Piece Unit – Class Values .....	70
5.3.2	Mail Piece Unit – Machinability Indicator Values for Periodicals Mailings .....	70
5.4	MPU/C Relationship Record (MCR) .....	70
5.5	Mailer Postage Account Record (MPA).....	72

5.6	Component Record (CPT)	74
5.6.1	Component Record – Issue Date Values	77
5.6.2	Component Record – Addressed Supplement Scenarios	77
5.6.3	Component Record – Classroom Publication Scenario	79
5.7	Component Characteristics Record (CCR)	79
5.8	Container Summary Record (CSM)	80
5.8.1	Container Summary Record – Container Type Values	88
5.8.2	Container Summary Record – Container Level Values	89
5.8.3	Container Summary Record – Entry Point for Entry Discount	90
5.9	Original Container Identification Record (OCI)	91
5.10	Package Quantity Record (PQT)	91
5.10.1	Package Quantity Record – Package Level Values	92
5.11	Walk Sequence Record (WSR)	93
5.12	Piece Barcode Record (PBC)	93
5.13	Piece Detail Record (PDR)	94
5.14	Postage Adjustment Record (PAR)	96
5.15	Special Fees/Charges Record (SFR)	97
5.16	Container Quantity Record (CQT)	98
5.16.1	CQT Rate Category and Qualification Report Price Level	101
5.17	Un-Coded Parcel Address Record (UPA)	104
5.18	Referenceable Mail Record (RMR)	105
5.19	Referenceable Mail Summary Record (RMS)	105
5.20	Referenceable Mail Barcode Record (RMB)	106
<b>6.</b>	<b>MAILING SCENARIOS</b>	<b>106</b>
6.1	Full Service	107
6.1.1	Claiming Full Service	107
6.1.2	Submitting Barcode Information	107
6.1.3	Submitting By/For Information	108
6.2	Seamless Acceptance	110
6.2.1	Claiming Seamless Acceptance	110
6.2.2	Auto Finalization	110
6.2.3	Seamless Acceptance Processing	110
6.3	eInduction	111
6.3.1	Container Information	111
6.3.2	Pre Induction Verification and Release	112
6.3.3	Post Induction Verification	115
6.3.4	Post Induction Assessment	117
6.4	Start the Clock	119
6.4.1	Induction Method	119
6.4.2	Entry Location	120

6.5 Customer Supplier Agreement Procedures .....	121
6.6 Mail Anywhere .....	122
6.7 Shipping Services File .....	122
6.8 Simple Mailings.....	124
6.9 Value Added Refund.....	124
6.10 Promotions and Incentives.....	124
6.10.1 Programs Enrollment .....	124
6.10.2 Claiming Incentives .....	125
6.10.3 Program Specifics .....	125
6.11 Copalletized Mail.....	125
6.11.1 Bundle Based Copallatization .....	126
6.11.2 Tray Based Copallatization .....	127
6.11.3 Mixed eDocumentation Copalletization.....	128
6.12 Combined Mailings of Standard Mail, Package Services, and Periodicals .....	129
6.13 MLOCR .....	131
6.13.1 MLOCR Updates.....	131
6.13.2 MLOCR with Additional Postage.....	131
6.14 Supplemental Physical Container .....	132
6.15 Spoilage and Shortage .....	133
6.16 Periodicals .....	134
6.16.1 Air Boxes .....	134
6.16.2 Enclosures and Loose Addressed Supplements .....	135
6.16.3 Periodical Procedures .....	137
6.17 Pending Periodicals .....	140
6.17.1 Standard Mail Postage for Pending Periodicals .....	140
6.17.2 Package Services Postage for Pending Periodicals .....	148
6.18 Postage Statement Weight Constraints.....	149
6.18.1 First Class Mail.....	149
6.18.2 Periodicals and Pending Periodicals.....	150
6.18.3 Standard Mail .....	150
6.18.4 Package Services .....	151
6.18.5 Priority Mail .....	152
6.19 Postage Statement Mapping.....	152
6.19.1 First-Class Mail and First-Class Package Service PS 3600 .....	154
6.19.2 Periodicals PS Form 3541 .....	158
6.19.3 Standard Mail Form 3602 R/N .....	168
6.19.4 Package Services PS 3605 .....	180
6.19.5 Priority Mail PS 3600.....	189
6.19.6 Extra Services by Postage Statement .....	196
6.20 Informed Delivery.....	198
6.21 Creating a Single Piece Mailing.....	199

6.22	Unsupported Mailing Scenarios .....	199
<b>7.</b>	<b>STATUS RECEIPT FILE LAYOUT .....</b>	<b>199</b>
7.1	Status Receipt File Content .....	200
7.2	Record Format .....	200
7.3	Postage Statement Filter .....	200
7.4	Receipt Availability .....	200
7.5	ASCII Receipt File Format .....	201
7.5.1	ASCII Event Types .....	201
7.5.2	ASCII Field Descriptions .....	201
7.5.3	ASCII Receipt Examples .....	202
7.6	XML Receipt File Format .....	203
7.6.1	XML Event Types .....	204
7.6.2	XML Field Descriptions .....	205
7.6.3	XML Receipt Examples .....	206
7.7	Enhanced XML Receipt File Format .....	212
7.7.1	Enhanced XML Event Types .....	213
7.7.2	Enhanced XML Field Descriptions .....	213
7.7.3	Enhanced XML Receipt Examples .....	215
<b>8.</b>	<b>ERROR CODE STRUCTURE .....</b>	<b>219</b>
8.1	Processing Order .....	220
8.2	Issue Resolution .....	220
<b>9.</b>	<b>ERROR MESSAGES .....</b>	<b>222</b>
9.1	Mail.dat Pre-validation Error Messages .....	222
9.2	Mail.dat Client Error Messages .....	223
9.3	Mail.dat Client Warning Messages .....	338
9.4	Mail.dat Server Error Messages .....	346
9.5	Mail.dat Server Warning Messages .....	355
9.6	Mail.dat Client Info Messages .....	360
<b>10.</b>	<b>CHANGE HISTORY ARCHIVE .....</b>	<b>362</b>
<b>INDEX</b>	<b>.....</b>	<b>A</b>

## LIST OF FIGURES

Figure 2-1	Web Proxy Settings .....	8
Figure 2-2	<i>PostalOne!</i> Mail.dat Client Sign In Screen .....	11
Figure 2-3	<i>PostalOne!</i> Mail.dat Client Main Screen .....	11
Figure 2-4	<i>PostalOne!</i> Mail.dat Client Batch Settings Screen .....	16
Figure 2-5	Receipt File Settings .....	18
Figure 4-1	The <i>PostalOne!</i> System - Electronic collaboration via the Internet .....	26
Figure 4-2	Postage Payment Roles .....	50

# LIST OF TABLES

Table 1-1-1 Releases and Mail.dat Versions .....	1
Table 2-1-1 JVM Option Recommendations for Different JVM Heaps .....	4
Table 2-2 PDR, PQT, and CQT and Requirements for Optimum Performance .....	4
Table 2-3 PDR, PQT, and CQT and Memory for Optimum Performance.....	6
Table 2-4 Examples of incorrect settings .....	6
Table 2-5 Command Line Options .....	21
Table 2-6 Batch Processing Files .....	21
Table 2-7 Batch Processor Settings .....	24
Table 3-1-1 Mail.dat Files and Definitions.....	25
Table 4-1-1 RAM Requirements Based on Net Job Size .....	28
Table 4-2 Requirements for Number of Pieces in Trays.....	37
Table 4-3 Key Postage Statement Generation Fields for Non-Periodicals.....	42
Table 4-4 Key Master Postage Statement Consolidation Fields for Non-Periodicals.....	42
Table 4-5 Key Postage Statement Generation Fields for Periodicals.....	43
Table 4-6 Key Postage Statement Consolidation Fields for Periodicals.....	44
Table 4-7 Key Verification Statement Consolidation Fields for Periodicals .....	44
Table 4-8 Mailing Group Summary Information Fields .....	45
Table 4-9 Mailer Information – Non Periodicals.....	46
Table 4-10 Mailing / Postage Summary Information – Non Periodicals .....	47
Table 4-11 Mailing Group Summary Information Fields .....	47
Table 4-12 Mailer Information – Periodicals .....	48
Table 4-13 Mailing Information – Periodicals.....	49
Table 4-14 Mail Preparer (By) – PDR or PBC .....	50
Table 4-15 Mail Owner (For) – PDR or PBC.....	51
Table 4-16 Nonprofit Identification .....	51
Table 4-17 Files Included in Original and Update Transfers .....	53
Table 4-18 Sending Job Updates to the <i>PostalOne!</i> System .....	53
Table 4-19 Allowable CSM Container Status Values .....	54
Table 4-20 Allowable CSM Transportation Update Values .....	56
Table 4-21 File and Record Level Status Values.....	57
Table 4-22 Postage Statement Statuses .....	59
Table 5-1 ASCII Symbols Allowed .....	59
Table 5-2 Header Record – HDR.....	64
Table 5-3 Segment Record – SEG .....	68
Table 5-4 Mail Piece Unit – MPU .....	70
Table 5-5 Supported Mail Piece Unit – Class Values .....	70
Table 5-6 Machinability Indicator Values for Periodicals .....	70
Table 5-7 MPU/C Relationship Record – MCR.....	71
Table 5-8 Mailer Postage Account Record – MPA .....	74
Table 5-9 Component Record – CPT .....	77
Table 5-10 Suggested Issue Date Values by Frequency .....	77
Table 5-11 Component Record – Classroom Publication Scenario .....	79
Table 5-12 Component Characteristics Record – CCR.....	80
Table 5-13 CCR Characteristics Field .....	80
Table 5-14 Container Summary Record – CSM .....	88
Table 5-15 Container Type Values .....	89
Table 5-16 Container Level Values.....	90
Table 5-17 Entry Point for Entry Discount – Facility Type Values .....	90
Table 5-18 Original Container Identification Record – OCI .....	91
Table 5-19 Package Quantity Record – PQT .....	92
Table 5-20 Package Level Values .....	92
Table 5-21 Walk Sequence Record – WSR.....	93
Table 5-22 Piece Barcode Record.....	94



Table 5-23 Piece Detail Record – PDR .....	96
Table 5-24 Postage Adjustment Record – PAR.....	97
Table 5-25 Special Fees/Charges Record – SFR.....	98
Table 5-26 Container Quantity Records .....	100
Table 5-27 Periodicals In-County – Rate Category and Corresponding Price Level.....	101
Table 5-28 Periodicals Outside-County – Rate Category and Corresponding Price Level .....	102
Table 5-29 Standard Mail – Rate Category and Corresponding Price Level.....	103
Table 5-30 First-Class Mail – Rate Category and Corresponding Price Level.....	104
Table 5-31 Parcel Select – Rate Category and Corresponding Price Level.....	104
Table 5-32 Un-Coded Parcel Address Record .....	105
Table 5-33 Referenceable Mail Record .....	105
Table 5-34 Referenceable Mail Summary Record.....	106
Table 5-35 Referenceable Mail Barcode Record.....	106
Table 6-1 Data Distribution Fields (PDR with CPT and MCR).....	108
Table 6-2 Data Distribution Fields (PDR with MPA) .....	109
Table 6-3 eInduction Fields.....	112
Table 6-4 Imcb Character Length Verification (E1).....	112
Table 6-5 Imcb Numeric MID Verification (E3) .....	112
Table 6-6 EPD Container Verification (E4) .....	113
Table 6-7 Deepest Entry Discount Claimed CQT/CSM Verification (E7) .....	113
Table 6-8 USPS Pickup and Destination Entry Verification (E8) .....	113
Table 6-9 Unique Imcb for 45 Days Verification (E10) .....	113
Table 6-10 Zone Container Verification (E13) .....	113
Table 6-11 USPS Container on Appointment Verification (E14) .....	114
Table 6-12 3 Digit/5 Digit Container Division on Labeling List Verification (E15).....	114
Table 6-13 Misshipped Container Verification (E29) .....	114
Table 6-14 EPD Container Verification (E4P).....	115
Table 6-15 Misshipped Container Verification (E29P).....	116
Table 6-16 Numeric Zone Container Verification (E13P) .....	116
Table 6-17 Non-Numeric Zone Container Verification (E13AP) .....	116
Table 6-18 Payment Container Verification (E11P) .....	116
Table 6-19 Duplicate Container Verification (E17P) .....	117
Table 6-20 <i>True</i> Undocumented Container Verification (UNDOC).....	117
Table 6-21 EST Payment Container Verification (E28P).....	117
Table 6-22 EPD Container Assessment (E4P).....	117
Table 6-23 Misshipped Container Assessment (E29P).....	118
Table 6-24 Numeric Zone Container Assessment (E13P).....	118
Table 6-25 Non-Numeric Zone Container Assessment (E13AP) .....	118
Table 6-26 Payment Container Assessment (E11P) .....	118
Table 6-27 Duplicate Container Assessment (E17P) .....	118
Table 6-28 Undocumented Container Assessment (UNDOC) .....	119
Table 6-29 Undocumented Container Assessment (E28P) .....	119
Table 6-30 .CSM Fields BMEU .....	119
Table 6-31 .CSM Fields DMU Verified.....	119
Table 6-32 .CSM Fields Origin Verified .....	120
Table 6-33 .CSM Fields Drop Ship to NDC, ADC, FSS, or SCF .....	120
Table 6-34 .CSM Fields Drop Ship to Delivery Unit.....	120
Table 6-35 Local Key Data Source for Entry Point – Actual/Delivery Local Key Field .....	120
Table 6-36 CSA Data Integration with Mail.dat.....	122
Table 6-37 SSF Acceptable Values .....	123
Table 6-38 SSF Dynamic Field File Names.....	124
Table 6-39 Bundle Based OCI Fields to be populated .....	126
Table 6-40 Example CSM File (Selected Values) at the Origins .....	127
Table 6-41 Example CSM and OCI File (Selected Values) at the Consolidator.....	127
Table 6-42 Tray Based OCI Fields to be populated.....	128
Table 6-43 Example CSM File (Selected Values) at the Origins .....	128

Table 6-44 Example CSM and OCI File (Selected Values) at the Consolidator.....	128
Table 6-45 Combined Mailing of Standard Mail and Periodical Fields to Populate .....	131
Table 6-46 MLOCR Additional Postage .....	132
Table 6-47 Use of Supplemental Physical Container ID Definition 1.....	132
Table 6-48 Use of Supplemental Physical Container ID Definition 2.....	133
Table 6-49 PDR/PBC for Spoiled/Shorted Mailpieces.....	133
Table 6-50 PAR Postage Adjustment for Spoiled/Shorted Mailpieces .....	133
Table 6-51 Enclosure Fields in eDoc .....	135
Table 6-52 Example Host Periodical with an Addressed Supplement.....	136
Table 6-53 Example Addressed Supplements with a Repositionable Note and Ride Along.....	136
Table 6-54 Mapping from Periodicals Flats to Standard Mail Flats – Zone DDU .....	141
Table 6-55 Mapping from Periodicals Flats to Standard Mail Flats – Zone DSCF .....	142
Table 6-56 Mapping from Periodicals Flats to Standard Mail Flats – Zone DNDC .....	143
Table 6-57 Mapping from Periodicals Flats to Standard Mail Flats – Zone None 1-9.....	144
Table 6-58 Mapping from Periodicals Letters to Standard Mail Letters – Zone DDU.....	144
Table 6-59 Mapping from Periodicals Letters to Standard Mail Letters – Zone DSCF.....	145
Table 6-60 Mapping from Periodicals Letters to Standard Mail Letters – Zone DNDC .....	146
Table 6-61 Mapping from Periodicals Letters to Standard Mail Letters – Zone None 1-9 .....	148
Table 6-62 Mapping from Periodical Flats to BPM Flats 16 oz. but less than 24 oz. ....	149
Table 6-63 Weight Validations – First Class Mail .....	150
Table 6-64 Weight Validations – Periodicals and Pending Periodicals .....	150
Table 6-65 Weight Validations – Standard Mail.....	151
Table 6-66 Weight Validations – Package Services .....	152
Table 6-67 Weight Validations – Priority Mail .....	152
Table 6-68 Postage Statement Mapping Rate Ingredients .....	153
Table 6-69 First Class Mail Postage Statement Mapping.....	158
Table 6-70 Periodical Postage Statement Mapping.....	167
Table 6-71 Standard Mail Postage Statement Mapping .....	179
Table 6-72 Package Services Postage Statement Mapping .....	189
Table 6-73 Priority Mail Postage Statement Mapping .....	196
Table 6-74 Extra Services Postage Statement Mapping All Forms.....	197
Table 7-1 Event Types ASCII.....	201
Table 7-2 Event Types XML.....	205
Table 7-3 Event Types Enhanced XML .....	213
Table 9-1 Mail.dat Pre-validation Error Messages.....	223
Table 9-2 Mail.dat Client Error Messages.....	338
Table 9-3 Mail.dat Client Warning Messages .....	346
Table 9-4 Mail.dat Server Error Messages .....	355
Table 9-5 Mail.dat Server Warning Messages.....	360
Table 9-6 Mail.dat Client Info Message .....	362

## DOCUMENT CHANGES

The Change History Logs for Previous versions are found in the Section 10, Change History Archive.

Section	Title	Release Functionality	Description
3.2	Files Not Supported	R47.1	Updated to align to Idealliance Mail.dat version 18-1
5.1	Header Record (HDR)	R47.1	Updated to align to Idealliance Mail.dat version 18-1
5.2	Segment Record (SEG)	R47.1	Updated to align to Idealliance Mail.dat version 18-1
5.8	Container Summary Record (CSM)	R47.1	Updated to align to Idealliance Mail.dat version 18-1
5.10	Package Quantity Record (PQT)	R47.1	Updated to align to Idealliance Mail.dat version 18-1
5.14	Postage Adjustment Record (PAR)	R47.1	Updated to align to Idealliance Mail.dat version 18-1
5.16	Container Quantity Record (CQT)	R47.1	Updated Notes for 3 Digit / 5 Digit Container Conversion
5.18	Referenceable Mail Record (RMR)	R47.1	Updated to align to Idealliance Mail.dat version 18-1
9.2	Mail.dat Client Error Messages	R47.1	Added validation 4820, 4821, 4822, 4823, 4825, 4826, 4827, 4828, 4829, 4860, and 4861 Modified validation 0577, 0578, 0998, 1114, 2208, 3963, and 4768 Removed validation 0659, 0740, 4382, 4421, 4474, 4475, and 4812
9.3	Mail.dat Client Warning Messages	R47.1	Added validation 4862, 4863 Modified validation 0579, 0580, 0729, 2614, 3753, 3966, 3985, 4010, 4237, 4238, 4239, 4272, 4449, 4450, 4451, and 4452 Removed validation 3699
9.4	Mail.dat Server Error Messages	R47.1	Modified validation 7000
9.6	Mail.dat Client Info Messages	R47.1	Modified validation 7227

# 1. Program Overview

The *PostalOne!* system is an electronic suite of services being developed for business mailers by the United States Postal Service. To dramatically improve the mailing process. The system takes advantage of the advances in technology and leverages them to significantly improve and simplify the mailing experience.

One of the ways the system enables customers to electronically send detailed information is using the mailing industry's standardized Mail.dat format. Customers using Mail.dat files no longer have to complete manual qualification reports (standardized documentation) or postage statements because these can be automatically generated by the *PostalOne!* system using the information in the Mail.dat files. Much of the acceptance and verification process has been automated, enabling a faster and more accurate method of verifying, accepting, and finalizing postage statements.

Applying for and obtaining access to the *PostalOne!* System is quick and easy. For information on how to apply and obtain access see the User Access to Electronic Mailing Information and Reports Guide available on RIBBS at Intelligent Mail Guides & Technical Specifications.

Customers with access to the *PostalOne!* system can download the estimated postage, view individual postage statements within a mailing, see a running total of postage statement activity, and view the reconciliation of the information at the end of a mailing information exchange process (mailing job). By automating and incorporating payment processing into the *PostalOne!* System, payments for mailing jobs can be electronically processed with local trust accounts, Centralized Account Payment System (CAPS) trust accounts or CAPS debit accounts. See [Centralized Account Processing System](#) website for more information on CAPS.

## 1.1 Idealliance and USPS

Idealliance is a not-for-profit membership organization. Idealliance advances core technology to develop standards and best practices to enhance efficiency and speed information across the end-to-end digital media supply chain – creation, production, management, and delivery of knowledge-based multimedia content – digitally and in print.

The Mail.dat File Specification is a key document from Idealliance. A nonprofit organization, Idealliance charges a nominal fee to license the file specification. The fee covers the costs of changes, updates, printing, and notifications to customers. The current copy of the Mail.dat specification is available to download at [Idealliance Mail.dat Specifications](#).

The Idealliance Mail.dat Working Group collaborates with the Postal Service to find solutions for new business needs in future releases. All Mail.dat licensees may participate in the Mail.dat Discussion Forum on the [Idealliance](#) collaborative Web site. Any *PostalOne!* system user may join the Mailers Technical Advisory Committee (MTAC) User Group 11 for the *PostalOne!* system, SASP and Intelligent Mail, by contacting the leaders of the group.

## 1.2 Releases Addressed

This technical specification version covers the following Mail.dat versions. Detailed information about the Mail.dat Versions used for each *PostalOne!* release below is available at [USPS® Support of Idealliance® Specifications](#) on PostalPro.

Date	Release	Mail.dat Versions Available
March 2018	47.1	17.1.0.2, 17.2.0.3, 18.1

Effective Date in 2018	Mail.dat Version
Deployment Date: March 25 <sup>th</sup>	17-1, 17-2, 18-1 (new submissions and updates)

**Table 1-1 Releases and Mail.dat Versions**

This technical specification discusses Mail.dat versions 17-1, 17-2, and 18-1 which support the full-service option. All Mail.dat versions use the same upload client as described in Section 2, *PostalOne!* Mail.dat Client Software.

Mailers must successfully complete testing Mail.dat in the Test Environment for Mailers (TEM), before files can be submitted in the Production Environment.

### 1.3 Preproduction Environment

This environment will contain pre-release software and is intended for mailer testing software development testing with production data. This environment will be available typically one month prior to Production and TEM release using a different client download from both TEM and Production.

### 1.4 Test Environment for Mailers (TEM)

This environment is part of the software approval process for all mailers prior to moving into the production environment. Mailers must work with the *PostalOne!* Help Desk to start the approval process for their software, and must be approved in the TEM environment, prior to sending Mail.dat transactions to the Production environment. For further information, see the Test Environment for Mailers: Checklist and Troubleshooting Guide, available on RIBBS at [Intelligent Mail Guides & Technical Specifications](#).

### 1.5 Production Environment

This environment will be used by all customers that have been approved in the TEM environment by the USPS to start sending Mail.dat transactions for postage payment.

#### 1.5.1 Interfacing with Mail.XML

The Mail.dat files may be used with some full-service and profile management Mail.XML messages. See the Postal Service Mail.XML Technical Specification for Profiles and Full-service Feedback (MID-CRID), available on [Intelligent Mail Guides & Technical Specifications](#).

Mail.dat files may be used with some postage payment-related Mail.XML messages. See the Postal Service Mail.XML Technical Specification for Postage Payment and Reporting (eDoc), available on [Intelligent Mail Guides & Technical Specifications](#).

The Transportation Management functions of the *PostalOne!* system provides users with the ability to make surface and air transportation assignments, and to route mail in the mailers own plant. This capability is a great benefit to many of the larger First-Class Mail customers because they can track mailings more accurately with detailed routing information. This capability includes, but is not limited to, information found in Mail.dat files.

Mail.dat files may be used with Mail.XML to schedule appointments. See the Postal Service Mail.XML Technical Specification for Appointment Scheduling (FAST), available on [Intelligent Mail Guides & Technical Specifications](#).

### 1.6 *PostalOne!* System Help Desk

The *PostalOne!* program has a staffed *PostalOne!* System Help Desk to assist customers who may have questions or need assistance with a problem or technical issue with the *PostalOne!* system. The *PostalOne!* System Help Desk is available Monday through Friday from 8:00 a.m. to 5:00 p.m., CST, and can be contacted via e-mail or telephone. The phone number below is available for after-hours assistance with some issues. Our after-hours staff will forward unresolved issues to the *PostalOne!* System Help Desk at the beginning of the next workday.

*PostalOne!* System Help Desk Telephone **(800) 522-9085**

*PostalOne!* System Help Desk e-mail [postalone@email.usps.gov](mailto:postalone@email.usps.gov)

If you experience any difficulties when using the *PostalOne!* systems, have questions, or need more information about the *PostalOne!* system, contact the *PostalOne!* System Help Desk. Your calls will be answered by the *PostalOne!* System Help Desk in a priority order, with preference given to fully enrolled customers having a signed *PostalOne!* user agreement on file.

If you have comments or suggestions regarding this technical specification, e-mail the *PostalOne!* System Help Desk.

## 2. *PostalOne!* Mail.dat Client Software

### 2.1 Installation and Configuration

#### 2.1.1 Overview of the *PostalOne!* Mail.dat Client

The *PostalOne!* Mail.dat Client Software is used to validate and upload Mail.dat files to the *PostalOne!* system. All file versions must use the Mail.dat Client Software described in detail in this section. By doing most of the validation at the mailers site, it can reduce the workload of the servers and improve end-to-end processing time. It will also give mailers an earlier indication of problems with their Mail.dat files so they can be corrected before uploading. The Windows version of the *PostalOne!* Mail.dat Client has a user interface that allows mailers to select files for validation and uploading as well as viewing validation errors and file statuses. In Windows and Solaris UNIX, it can also be operated in batch mode to provide automated validation and uploading as well as status receipt polling. Unlike the previous batch upload program, the *PostalOne!* Mail.dat Client does not need a SSL Certificate to do batch processing.

Currently, there are separate versions of the program for the TEM and Production Environments. The letters after the program version on the title bar will indicate which environment the *PostalOne!* Mail.dat Client is communicating with. Mailers can install multiple versions of the *PostalOne!* Mail.dat Client on a computer to support multiple environments. Care should be taken to process production jobs in the Production environment.

**Note:** Participants must successfully transfer Mail.dat files to the Testing Environment for Mailers (TEM) *PostalOne!* System before transferring Mail.dat files to the Production *PostalOne!* System.

#### 2.1.2 System Requirements

Operating Systems Supported:

Microsoft Windows 2000 Professional, Windows XP, Microsoft Server 2000, Windows 7

Sun Solaris x 86 : 32 bit versions 8, 9 or 10

Sun Microsystems' Java 2 Runtime Environment, Standard Edition or Java 2 SDK, Standard Edition, versions 1.8 update 121 ([Oracle Products – Java](#)) – this download supplies the installation and the batch files that invoke the program that will set search paths to the supplied version.

**Internet Requirements:** a fast continuous connection to the Internet is required with port 443 available. The faster the upload speed, the faster the data will reach *PostalOne!*

**Note:** These memory requirements are for a single instance of the program; when validating multiple simultaneous jobs, use the sum of all net sizes to estimate memory requirements.

JVM HeapSize	Recommended Sun HotSpot JVM Options	Recommended HP/IBM JVM Options
512 MB	-Xms512m -Xmx512m -XX:NewSize=256m -XX:MaxNewSize=256m	-Xms512m -Xmx512m -XX:NewRatio=2
1024 MB	-Xms1024m -Xmx1024m -XX:NewSize=512m -XX:MaxNewSize=512m	-Xms1024m -Xmx1024m -XX:NewRatio=2



JVM HeapSize	Recommended Sun HotSpot JVM Options	Recommended HP/IBM JVM Options
2048 MB	-Xms2048m -Xmx2048m -XX:NewSize=1024m -XX:MaxNewSize=1024m	-Xms2048m -Xmx2048m -XX:NewRatio=2
4096 MB and above	-Xms4096m -Xmx4096m -XX:NewRatio=2	-Xms4096m -Xmx4096m -XX:NewRatio=2

**Table 2-1 JVM Option Recommendations for Different JVM Heaps**

### 2.1.2.1 Using Sun Hotspot JVM only

Please note changes in JVM Settings for optimal performance. Windows users can check available memory in the Performance tab of Task Manager. See Options for usage examples.

The Mail.dat client includes Java Runtime Environment (JRE) version 1.8 update 121. Users who modified their configuration to use alternate JREs should apply these changes again after installing the new version of the client. Users utilizing the Solaris version of the Mail.dat client must ensure they have downloaded and installed version 1.8 update 121.

**NOTE:** Users utilizing the Solaris version of the Mail.dat client must ensure they have downloaded and installed version 1.8 update 121. The version can be downloaded from [Oracle, Java Archive Downloads](#)

### 2.1.3 Performance Considerations

The speed of the validation process will depend on the amount of available system memory (not disk space), CPU speed and CPU type. If you are using separate instances of the *PostalOne!* Mail.dat Client to concurrently validate multiple files, each instance (in Windows) can use up to 2 GB of RAM and CPU count may impact performance as well. The speed of the upload process will depend on the upload speed of your Internet connection. Many Internet service providers provide much faster download speeds than upload speeds and it is the upload speed that counts. If you need to improve validation speeds, you can upgrade your computer. If you need to improve file transfer speeds, you can upgrade your Internet connection. This program can also be run on multiple workstations at a mailers site, but each workstation must have its own log file.

The Mail.dat client can be run in a Graphical User Interface (GUI for manual upload) or in batch mode. The deployment package comes with separate scripts to run the appropriate mode. It's recommended to use the GUI mode for relatively smaller submissions on windows desktops. Use the batch upload for larger submissions and more efficient processing from windows desktops or UNIX machines. Below are some general guidelines that can be followed for choosing which mode to operate in.

Mail.dat Job Characteristics	Recommendation
Contains less than 500,000 PDR records	Use GUI or Batch
Contains less than 100,000 PQT records	Use GUI or Batch
Contains less than 100,000 CQT records	Use GUI or Batch
Contains greater than 500,000 PDR records	Use Batch for efficient processing
Contains greater than 100,000 PQT records	Use Batch for efficient processing
Contains greater 100,000 CQT records	Use Batch for efficient processing

**Table 2-2 PDR, PQT, and CQT and Requirements for Optimum Performance**

### 2.1.4 PostalOne! Mail.dat Client Memory Settings

The *PostalOne!* Mail.dat Client Application is written in Java and runs on the Java Virtual Machine, which is a program that runs on several operating systems including Microsoft Windows, Solaris, MacOS, and Linux. The Java Virtual Machine is allocated a chunk of memory by the host operating system.

Memory allocated to Java is used mostly for heap, which can be thought of as scratch space, where variables (copies of data) are temporarily held while work is done on them. If there is not enough memory available to the application, such as when processing a very large job with a lot of records, the program may run very slowly, and could run out of memory before completing validation of your files. If Java runs out of memory, the application will halt in the middle of whatever its doing and die. If this happens, you need to try to allocate more memory to the application and attempt to validate your job all over again.

The *PostalOne!* Mail.dat Client Application ships with a default heap setting of 512 megabytes. This amount of memory should be sufficient for most small-to-medium size Mail.dat jobs processed using the Mail.dat client in GUI mode. However, larger jobs can require more memory. Unfortunately, there is no hard and fast rule of thumb for determining how much memory to allocate to process a particular job – it all depends.

## 2.1.5 How Much Memory to Allocate

If you have two gigabytes or more of physical RAM in your workstation, and are not running many other applications, allocate a full gigabyte to the Mail.dat Client. If you have only one gigabyte of RAM, you probably won't be able to allocate more than the default of 512 megabytes.

The amount of memory you can allocate to Java is limited by the amount of available memory on your PC and by the architecture of your hardware. Most desktop PCs use a 32 bit architecture, which means that the size of a memory address is 32 bits. This means that each application running on your computer could theoretically address up to four gigabytes (two to the power of 32) of memory, with each memory location containing one byte. However, other factors limit this to a much smaller amount of memory (the operating system itself, as well as resources needed by the Java virtual machine). This means that the maximum you could reasonably allocate to Mail.dat client on a standard (32-bit) PC is one and a half gigabytes (-Xmx1536m). Some computers accommodate a size of a memory address that is 64 bits. In this case there is the option to use the 64 bit memory. Starting with the March 2016 release and going forward, the Mail.dat client software can be downloaded in 64 bit mode. The instructions for this are in Section 2.1.9 Mail.dat Client 64 Bit Mode.

It's best to try to allocate only as much memory as you will need, to allow for a little breathing room on your workstation. If you regularly run large data sets and have at least two gigabytes of RAM, try allocating one gigabyte to the application and only increase it to one and a half if you find that a gigabyte isn't sufficient.

If you are able to allocate a gigabyte (and doing so enables your large jobs to be processed), but your machine acts sluggish, you might try scaling back your heap allocation to 768 megabytes (the setting for this is -Xmx768m).

On the other hand, if a gigabyte and a half still is not enough, and you're running the application in GUI mode, try running the application in batch mode, which uses memory more efficiently (the user-friendly interface eats up a fair amount of memory).

The Mail.dat client is designed to handle high volume processing before the files are transferred to *PostalOne!* providing quick turnaround on validation errors that may occur on the submitted files. For jobs containing large numbers of PDR, PQT or CQT records, more memory may be required for processing efficiently. The Mail.dat client scripts come with a few predefined heap configurations to choose from. With larger jobs it's recommended a higher heap configuration is used. Some of these configurations may require moving to a 64-bit operating system that supports larger memory allocation. That will speed up very large submissions and make a significant improvement in processing time.

The following table contains minimum recommended heap configuration and RAM for processing Mail.dat files

Mail.dat Job Characteristics	JVM Heap Setting	Minimum Free RAM
Up to 500,000 PDR records	1024MB	2GB
500,000 – 2 Million PDR records	2048MB	3GB
2 – 5 Million PDR records	3072MB	4GB
5 – 10 Million PDR records	4096MB	5GB
Up to 100,000 PQT records	512MB	1GB
Up to 500,000 PQT records	1024MB	2GB
1 – 2 Million PQT records	1536MB	2GB
2 – 3 Million PQT records	2560MB	3GB



Mail.dat Job Characteristics	JVM Heap Setting	Minimum Free RAM
4 – 5 Million PQT records	3072MB	4GB
Up to 100,000 CQT records	512MB	1GB
Up to 500,000 CQT records	1024MB	2GB
1 – 2 Million CQT records	1536MB	2GB

**Table 2-3 PDR, PQT, and CQT and Memory for Optimum Performance**

A combination of any of the job characteristics will require additional heap for efficient processing.

## 2.1.6 How to Allocate More Memory

To allocate more memory to the Java virtual machine, you need to pass it two parameters – the initial heap size (-Xms) and the maximum heap size (-Xmx). This is done by editing the .bat file that you use to launch the application, which may be done using any text editor such as Notepad, Textpad, Notepad++, and so forth. Do not use Microsoft Word or any other word processor – use an editor designed for editing plain text.

The easiest way to go about this is to use one of the preset memory configurations defined in the .bat file.

First, disable the default memory settings. Open the .bat file and find the line that starts with

**SET MEMALLOC= -Xms64m -Xmx512m**

Change that line to read

**REM SET MEMALLOC= -Xms64m -Xmx512m**

Next, enable a somewhat larger memory configuration: find the line that reads

**REM SET MEMALLOC= -Xms512m -Xmx1024m**

Delete the REM so that the line now reads:

**SET MEMALLOC= -Xms512m -Xmx1024m**

Now save the .bat file (File>Save), close the text editor, and try running the application again.

## 2.1.7 Troubleshooting Memory Allocation

If the Mail.dat client still runs out of memory after setting your maximum heap size, double-check your settings.

A common mistake is to introduce spaces where there shouldn't be spaces. Another one is leaving off the memory unit indicator (m or M for megabyte, g or G for gigabyte), or using an incorrect indicator.

Example	Problem	Corrected Version
-Xmx768	missing memory unit indicator	should read -Xmx768m
-Xmx 768m	extra space	should read -Xmx768m
-Xmx768 m	extra space	should read -Xmx768m
-Xmx=1024m	includes an equals	should read -Xmx1024m

**Table 2-4 Examples of incorrect settings**

### 2.1.7.1 Other common errors include

- Changing both initial and maximum heap size so that initial is greater than maximum heap size: -Xms1024m -Xmx512m WRONG!
- Not including both parameters; you must specify both the initial heap size (-Xms) and the maximum heap size (-Xmx).
- Heap size is larger than your computer's physical memory or larger than the maximum addressable space (1.5 gigabytes on most PCs) e.g. -Xmx1024g WRONG!
- Incorrect memory unit (again, use m or M for megabyte, g or G for gigabyte): -Xmx768mb WRONG!

- Value is not expressed as a whole number. For example, -Xmx1.5g WRONG!

## 2.1.8 Sources for Information on Memory Allocation

[JAVAWORLD](#)

[Informix](#)

[Java How To](#)

## 2.1.9 Mail.dat Client 64 Bit Mode

The Mail.dat client software can be downloaded in 64-bit mode. In 64-bit architecture, the same data occupies more space in memory due to longer pointers and alignment padding, etc. This increases the memory requirements of any given process, so plan on increasing the memory allocation settings by approximately 50%. For instance, if you normally run the Mail.dat client app on a 32-bit machine with a minimum heap size of 1G and a maximum of 1.5G, you'll want to run it on 64-bit hardware with a minimum heap size of 1.5G and a maximum of 3G. However, follow the guide on Table 4-1 as additional RAM may be needed depending on the size of the Mail.dat job files being processed.

## 2.1.10 How to Use a Web Proxy

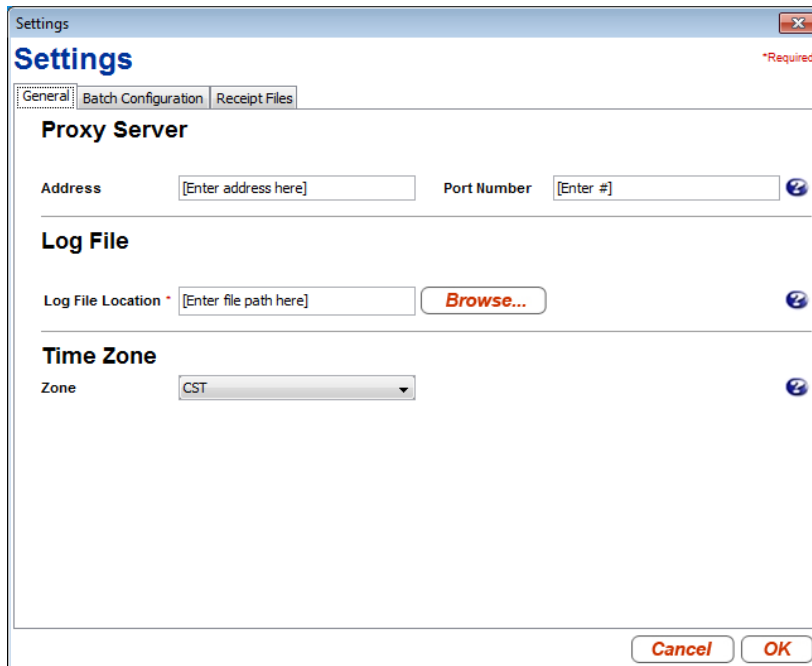
Many networks have a proxy server that sits between a workstation and the Internet. A proxy server acts as an intermediary for requests from a web client application, such as a web browser or the *PostalOne!* Mail.dat Client Application. A web client connects to the proxy server, requesting information from a server on the Internet. The proxy server evaluates the request according to its filtering rules, and either sends the request to its intended destination or blocks the request. The response from the remote server also passes back through the proxy server to the web client that originally made the request. A proxy may implement a firewall and unless the web client is configured to work through it, a connection cannot be established with the servers (e.g. *PostalOne!* servers) on the Internet.

Like a web browser, the *PostalOne!* Mail.dat Client uses the HTTP protocol to communicate with *PostalOne!* servers. If your network requires a proxy, you will likely need to configure the Client Application to use the proxy server to upload files into the *PostalOne!* system.

There are two ways of configuring the *PostalOne!* Mail.dat Client Application to use a web proxy.

The first option is to use the *PostalOne!* Mail.dat Client user interface to allow use of a proxy server, using the Settings screens. See the steps below for instructions on use of this option:

1. Launch the MDR Client Application in GUI mode using the run-mdclient.bat or run-mdclient.sh shell script.
2. Click the SETTINGS link in the upper right-hand corner of the logon screen.
3. On the General tab, enter the host name and port number for your web proxy. Click OK.
4. Restart the application.



**Figure 2-1 Web Proxy Settings**

The second way is to edit your mdrsettings.conf file. See the steps below for instructions on use of this option.

1. Ensure the MDR Client Application is not currently running.
2. Using a text editor (not a word processor) such as Notepad, open config/mdrsettings.conf and find the lines that read `http.proxy.port=` and `http.proxy.host=`.
3. Change these lines to include the proxy host name or IP address, and the IP port. The example below shows the relevant lines for a web proxy with a host name of `yoyodyne.proxy.server` with a port of 8080:
4. `http.proxy.port=8080`
5. `http.proxy.host=yoyodyne.proxy.server`
6. Save the file.
7. Restart the application.

### 2.1.11 Batch Client Automatic Updates

The Mail.dat client application may be configured to automatically update itself if its expiration date has passed and there is a newer version of the application available. It will only do this while it is running in batch mode, either validation/upload or receipt polling mode.

Automatic updates are useful because batch processes typically are run using a scheduling utility, with little or no human supervision, and overnight runs are not uncommon. The Mail.dat client can be configured to allow automatic updates using a configuration entry in mdrsettings.conf file. By default, automatic update is turned off.

- To turn automatic update on, add the following line to the mdrsettings.conf file: `automatic.updates=Y`
- To turn automatic update off, delete the mdrsettings.conf entry, `automatic.updates=Y` or change it to: `automatic.updates=N`.

The key points to be noted for automatic update functionality are:

- The automatic upgrade functionality is restricted to batch processing. Running the client in manual mode will never trigger an automatic upgrade.

- The ability to upgrade automatically is controlled by two factors:
  - The release version being upgraded to must be marked to support automatic updates, which is controlled by the *PostalOne!* system.
  - The client itself must be configured to allow automatic updates, which is controlled by the user. This feature is turned off by default.
- The update process is simple and straightforward – certain types of files in the distribution are replaced with newer ones.
- The automatic update process is non-reversible. Once the new files are copied over the old ones, the old files are gone forever. You cannot get the old version back.
- This process does not support user-modified shell scripts.
- The runBatchUpload and runReceiptPoller scripts will trigger the automatic upgrade process if the version is outdated, but the runBatchVersionCheck script will not.
- The entire update process is largely invisible to the user, aside from a few minutes spent downloading the new client and copying the files. All status messages pertaining to the update process are written to the client.log and debug.log files.
- The update process itself uses very little memory.
- The update process requires that the user have write access to the entire installation directory. It will fail if the user does not have these privileges, or if any files are locked or read-only.

### 2.1.12 Supporting Multiple *PostalOne!* Environments

Many mailers may need to work with both *PostalOne!* TEM and production environments. Separate installations of the *PostalOne!* Mail.dat Client will be needed for each *PostalOne!* environment. It is important to keep them in separate folders during installation procedures and when installing updates. The title bar at the top of the program will indicate the *PostalOne!* environment and version being supported by that installation of the program.

### 2.1.13 Installation (Windows and Solaris UNIX)

The *PostalOne!* Mail.dat Client is completely contained in a zip file that can be unzipped into a program folder on a workstation hard drive. A new user must login to the Business Customer Gateway and access the Electronic Data Exchange page before they use Mail.dat client to upload files. (See the step referencing the Electronic Data Exchange page below.)

**Note:** No space should exist in the directory path.

1. Create an install directory where the batch processor will be located. Example: C:\postal1
2. Depending on which environment you want to work with, log onto either the production or TEM *PostalOne!* system.
3. On the left menu bar, click on Electronic Data Exchange (*PostalOne!*) in the Mail and Transport section
4. Select Electronic Data Exchange on the left side of the screen.
5. Download links appear for the Windows and Solaris versions of the Client Application under the Mail.dat heading.
6. Click on the link to download the desired version. Be sure to save and extract the selected version into the correct folder for each environment.
7. Extract the files from the archive using Pkzip, WinZip, Windows or any Zip file extraction program. If an option to preserve the directory structure of the ZIP file is shown, please select it.
8. The contents of the install directory should now contain the following sub-folders:
  - a. Installation folder: contains batch files for executing the program

- b. Program folder: will contain batch files (Windows) or shell scripts (UNIX) to execute the *PostalOne! Mail.dat Client* and supplied utilities and the following subfolders:
  - i. Subfolder: jre 1.8.0 – Java Runtime Environment (Windows only – Unix users must supply their own Java Runtime Environment. To link to the JRE, run setup\_jre\_link.sh shell file.)
  - ii. Subfolder: lib – *PostalOne! Mail.dat Client* program files
  - iii. Subfolder: Config – includes mdrsettings.conf file which contains most settings.
- 9. Create a repository directory where the Mail.dat files are to be collected. Example: C:\postal1\data
- 10. Create a directory where the batch processor can place successful Mail.dat transmissions. Example: C:\postal1\successful
- 11. Create a directory where the batch processor can place unsuccessful Mail.dat transmissions. Example: C:\postal1\unsuccessful
- 12. Create a directory where the batch processor can place status receipt files. Example: C:\postal1\receiptfile
- 13. Once the installation file is unzipped, invoke the program by calling the run-mdclient.bat (Windows) or the run-mdclient.sh shell file (UNIX).
  - a. It is recommended that Windows users create a desktop shortcut to that file to make access easy for the user.

Windows users can start the *PostalOne! Mail.dat Client* to do program setup.

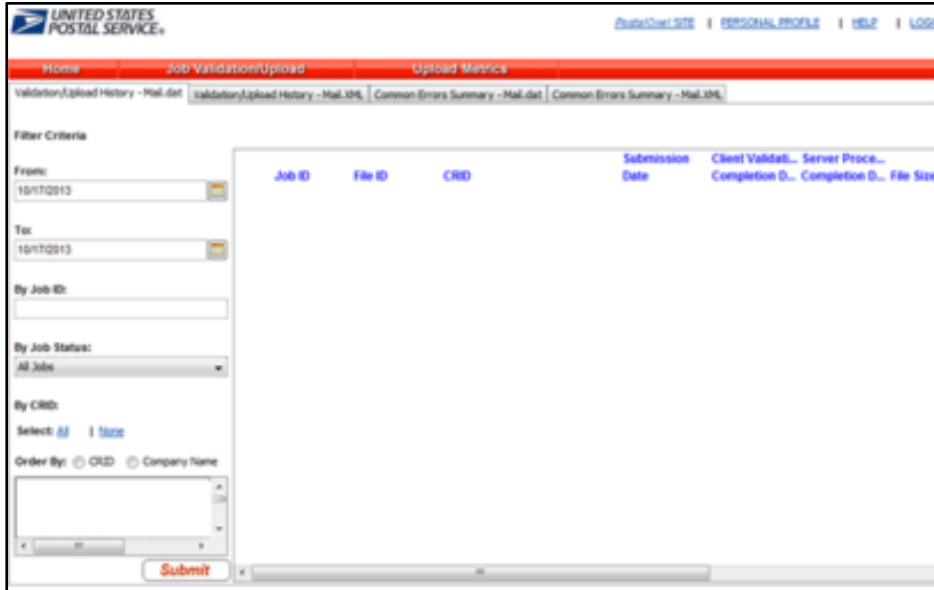
UNIX users manually configure the mdrsettings.conf file with the appropriate values as described in the UNIX setup section below.

## 2.2 Program Setup for Windows

Enter your *PostalOne!* login and password in the Existing Users section of the Sign In page:

Click the Sign In button to be taken to the main screen of the *PostalOne! Mail.dat Client*

**Note:** The characters “&” and “/” allowed in the Business Customer Gateway username and password are not currently supported for the Mail.dat Client username and password.



**Figure 2-3 PostalOne! Mail.dat Client Main Page**

When you start using the program to validate and upload Mail.dat files, you will see a list of all those files on the *PostalOne!* Mail.dat Client Main Page.

The first thing you must do is to select the settings by selecting Preferences at the top of the page.

## 2.2.1 General Settings Tab

1. If you are using a proxy server, enter the address and port number that is being used.

Next specify a folder for your log file that will list all the Mail.dat files validated and uploaded and display their statuses. If you are planning to install the *PostalOne!* Mail.dat Client on multiple computers, this should be a local folder or a folder on your network that only this workstation will access. You should not use a shared folder for the log file. You can click the Browse Button to select a folder.

Select your time zone in the list.

If you do not wish to setup Batch Mode operation or Receipt File options, click the OK button to save your settings.

## 2.2.2 Program Updates

From time to time updates to the *PostalOne!* Mail.dat Client may be available. The version of the Mail.dat Client that is used for each *PostalOne!* environment may be different. Users can download new versions and re-install according to the above instructions but no additional setup will usually be needed.

## 2.3 Transferring Files Manually

The *PostalOne!* Mail.dat Client can be used to validate and upload Mail.dat files using its user interface to transfer files individually. The individual file transfer described in this section includes the steps for validating files, correcting validation errors if any occur, and transferring the file to the *PostalOne!* system.

### 2.3.1 Validating Files

The File Validator checks your Mail.dat files to ensure that all required fields are populated and contain the correct character format. This section explains how to use the File Validator feature.

Before using the File Validator, verify that the Physical Memory (RAM) available meets the recommendations listed in Section 2.1.5, How Much Memory to Allocate.

To validate your Mail.dat files

1. Open the *PostalOne!* Mail.dat Client and sign in.
2. Click Job Validation / Upload.
3. Click Add Jobs.
4. Select the Mail.dat jobs to validate from your file system.
5. Leave the Just Validate Jobs option selected and click Validate.
6. To change the location of the Validation Log File, click Settings.

### 2.3.2 Validation Log Errors

If your job fails the validation process, an error message appears.

To determine why the validation failed, write down the error message, and then inspect the log file written by File Validator.

If you have not changed the name and location of the Validation Log file, its default is C:\Validation.log.

Use a text editor or other tool to view the log file.

**Note:** *The Validation Log file is a simple (flat) ASCII file. To view it, use a text editor, such as Microsoft WordPad.*

To use WordPad to view the Validation Log file, follow these steps:

- a. Click Start and select Run. The Run dialog box opens.
- b. In the Open box, type WordPad and click OK to open the WordPad window.
- c. From the File menu, select Open to open the Open dialog box.
- d. Ensure that C: appears in the Look in box. If it does not, select it from the list.
- e. In the File name box, type validation.log, then click Open. WordPad opens the file and displays error messages from the oldest to most recent.

Scroll through the list of error messages and write down the error message you received for your job.

If the File Validation Log entry indicates that your mailing job (Mail.dat file) did not pass validation, you will need to analyze the Mail.dat file.

- a. If you produced your mailing file using a third-party vendor's software product, you will probably need to contact them for help in resolving the problem.
- b. If you produced the mailing file using in-house software, you will probably need to analyze the file or contact technical resources to help you resolve the problem.

Some customers use a third-party Mail.dat viewer to analyze their Mail.dat files to resolve problems.

Other customers analyze the Mail.dat file using a text editor capable of counting lines and character positions.

For a complete listing of error messages that appear in the Validation.log file, see Section 9 Error Messages.

### 2.3.3 Performing the File Transfer Manually

Before transferring your jobs to the Postal Service, you should first validate your files. For more information, see Section 2.3.1, Validating Files.

**To transfer job files manually:**

1. On the left menu bar, click File Transfer. A Security Warning message may open. If you do not see it, minimize or move the browser window, it may be hiding the message. Click Yes. If you do not click Yes, you cannot transfer files to the *PostalOne!* system. The File Transfer page displays the All Folders and File Contents of panes.

2. The All Folders pane on the left displays your computer's local hard drives (usually A, C and D). Click the plus sign (+) next to the drive on which your jobs are saved.
3. In the All Folders pane, scroll up or down to locate the folder in which your job is saved.
4. Select the proper folder by clicking the folder name. The File Contents pane on the right displays the job header files.

**Note:** If the folder containing your job is in a subfolder, click the plus sign (+) next to the main folder to display the subfolders. From the subfolders, locate and select the appropriate folder.

In the File Contents pane, select the header file of the job you want to transfer.

**Note:** All files associated with a mailing job are transferred as a result of selecting the header file. To transfer multiple jobs simultaneously, hold down the CTRL key and click the header files of the jobs one at a time to select them.

Once you have selected the job header files, determine the location and name of the log file, just as when using the File Validator. To do this, click Validation Log File. By default, the File Validator writes the results to C:\Validation.log.

Click Transfer files to begin the transfer. While the file is transferring, you see a status bar beneath the File Contents pane indicating transfer progress.

After your job has transferred, a message indicating the transfer status appears. Click OK to close the message and continue working. If you are transferring multiple jobs, the transfer message appears after each job is transferred. When each message appears, click OK to continue working.

**Note:** If you do not click OK to close the message, the remaining jobs will continue to transfer in the background.

To check the status of your transferred jobs, click Transfer Summary.

### **Check File Transfer and Upload Status**

To check transferred job and file upload status for files:

1. Click Home.
2. Search by entering one or more of the following:
  - a. Date Range
  - b. Job ID
  - c. Mailing Facility IDs
3. Click Submit. Each mailing job submission is listed with the following information:
  - a. Job ID
  - b. File ID
  - c. Mailing Facility ID
  - d. Submission Date
  - e. # of Files
  - f. File Status
  - g. Submission Type
  - h. Submission Status
  - i. Postage Statement Generation Indicator
  - j. Qual Report Generation Indicator



4. To analyze each job submission in detail, click that job submission. The Job Validation / Upload Details screen will show the following information for the job submission:
  - a. Error Location
  - b. Submission Time
  - c. File Size
  - d. Message Type
  - e. Record ID
  - f. Field Name
  - g. Field Position
  - h. Message Description

### 2.3.4 Additional Logging

In addition to the Validation Log, by default the Mail.dat Client will create two other log files, the Client Log file (default location: C:\client.log) and the Debug Log (default location: C:\debug.log).

The Client Log file will contain informational messages, warnings and errors that occur while the Mail.dat Client is running.

The Debug Log file contains the same information as the Client log file, as well as debugging level information. If users are interested in monitoring logging of the Mail.dat Client, they can monitor the Client Log file for events. The Debug Log is used by the *PostalOne!* Help Desk while investigating issues.

Users may also find it useful to monitor the Standard Out and Standard Error streams when the Client is running. All Debug level and above events are outputs to Standard Out.

The Mail.dat Client uses the log4j logging system to generate log events. These settings can be customized by modifying the log4j.properties files in the config folder. The log4j system is an industry standard Java logging library. More information can be found here: [Apache log4j™](#)

## 2.4 Batch Processing

### 2.4.1 Batch Mode

The *PostalOne!* Mail.dat Client can be used to validate and upload Mail.dat files using an unattended batch mode. Batch mode also makes it possible to receive Status Receipt files. The Status Receipt files provide information about which stage of the *PostalOne!* process each Mail.dat file is in.

*PostalOne!* Mail.dat Client allows two methods of batch load:

#### 2.4.1.1 One-time validation and upload of all Mail.dat files in a specified folder

The RunBatchUpload batch file or script file will do this when run by another program such a Commercial Mail.dat manipulation program or a scheduler. Command line options even allow specific Mail.dat files to be specified for validation and upload.

#### 2.4.1.2 Automated Batch Processing

Automatically validates and uploads any Mail.dat files placed in the jobs repository folder at user-specified intervals.

The Run Time and Sleep time settings must be set to do automated batch processing.

There can only be one instance of the *PostalOne!* Mail.dat Client Application doing automated validation and upload at any one time.

If large Mail.dat files are being transferred to the Jobs Repository Folder for processing, it is advised to zip them before transferring them or transfer the HDR files last. This ensures that it is not possible for the program to start validation of an incomplete set of Mail.dat files.

In all cases, Mail.dat files will be moved from an input folder to one of three output folders, one for files that successfully validate, another for files that fail validation and another that are rejected prior to validation. Files are placed in the rejected folder if there are files that are not listed in the HDR file, files that are not recognized as standard Mail.dat files (HDR, SEG, SEG, etc.) or files that are identified as a non-supported Mail.dat spec.

The *PostalOne!* Mail.dat Client can also check for and download new receipt files, either while uploading and validating Mail.dat files or in as separate process (RunReceiptPoller batch or script file)

Mail.dat files processed in batch mode can only be validated and uploaded. There is no Validate Only option like there is with the manual user interface.

Upon successful validation, the batch processor immediately uploads the Mail.dat file. If there is more than one Mail.dat file to validate and upload, the next file will begin validation while the first is being uploaded.

If a Mail.dat file fails validation, the user interface can be used to view validation error logs, just as if the validation was done using the user interface.

Batch processing will queue original and update jobs if both are in the batch repository folder. The original job (with the higher Header History Sequence Number) will be processed first, and subsequent processing will pick up the update jobs.

## 2.4.2 Receipt Polling

When files are uploaded in batch mode, the *PostalOne!* System can return Status Receipt files that can be extremely useful to the mailer. Receipt polling does not take place automatically after Mail.dat files are uploaded. Users can use a command line option to download receipts after upload. It is better to use a separate instance of the *PostalOne!* Mail.dat Client Application in batch mode to do automated, continuous polling so that receipt data can be available close to real-time without interference from validation and upload activities. These receipt files will indicate the status of the Mail.dat file that was uploaded.

These statuses can be very useful to inform the mailer of what is happening to their submitted Mail.dat files. The automated return of this data combined with its automated use by mailer applications can provide important alerts to different parties that have an interest in the outcome of a Mail.dat submission.

Section 4.5 describes how various job statuses and container statuses affect subsequent processing given the current job or container status available in the receipts. Section 7 describes status receipt file layouts for all format types.

## 2.4.3 Status Receipt File Naming

The Status Receipt files are available in XML, flat file formats or Enhanced XML. The current naming convention is root file name with a 3 digit file extension that increments with each receipt, specified in the MDRSETTINGS.CONF file. When the extension reaches 999, it will restart at 001. These files are placed in a receipt folder also specified in the MDRSETTINGS.CONF file.

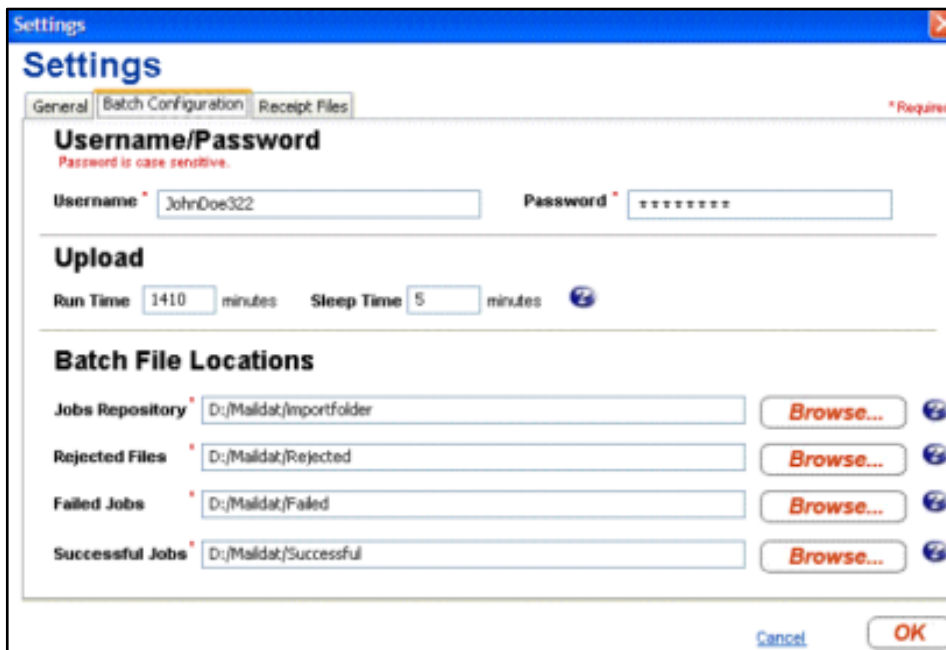
**Warning:** *Mailers using this naming method should clean out the receipt files out of their receipt download folder frequently. Receipts will stop downloading if a file with the same name already exists in that download folder. Mailers can match the receipt to the Mail.dat file based on the Job ID in the file.*

This version of the *PostalOne!* Mail.dat Client offers a new file naming option. This new naming convention will be triggered automatically if the Receipt File Name in MDRSETTINGS.CONF is blank. The file name is status\_receipt\_job-id\_HDR-historical-sequence-no\_creation-date/timestamp. The extension is either .xml or .txt depending on the format. This format allows the mailer to match up the receipt not only to the Job ID but also to the Header Historical Sequence Number which must be unique for each submission for that Job ID. If the mailer sent an original file and three updates, the result is four different Header Historical Sequence numbers submitted. Learn more about these naming options and token values in Section 2.4.5, Receipt Polling Configuration.

## 2.4.4 Setting Up the *PostalOne!* Windows Mail.dat Client to Work in Batch Mode

No matter which batch mode you use, the login, password and folder structure that will be used must be configured in the *PostalOne!* Mail.dat Client. To do this:

1. Start the *PostalOne!* Mail.dat Client.
2. Click on the Settings option on the menu bar.
3. In the General tab do the following:
4. If you must work through a proxy server, enter the proxy server address and port number.
5. Select a folder to place your log file in. This log file is a list of all Mail.dat files that have been processed for validation and/or upload.
6. Select your time zone from the pull down.
7. Click on the Batch Configuration tab.
8. Enter the *PostalOne!* user name and password that will be used to transfer validated files. This information allows the *PostalOne!* Mail.dat Client to upload files in batch mode without the SSL Security Certificate that had previously been required on the original Batch Upload program.



**Figure 2-4 *PostalOne!* Mail.dat Client Batch Settings Screen**

This information will be populated in the MDRSETTINGS.CONF file that is in the CONFIG sub-folder under the program folder where the *PostalOne!* Mail.dat Client is installed. The password and login information will be encrypted.

To edit this encrypted information outside of the *PostalOne!* Mail.dat Client Setup Screen invoke the RUN-CLIENT\_CREDENTIALS.BAT batch file in the *PostalOne!* Mail.dat Client program folder. This program will prompt you for a new login name and password then encrypt it in the MDRSETTINGS.CONF file.

### **UPLOAD Settings:**

To do automated batch processing, populate the required upload settings. The Run Time specifies the number of minutes the program will run. 1410 minutes represents 23.5 hours. After that time the program will automatically terminate. In this case, execute the scheduler every 24 hours to process Mail.dat files all but 30 minutes per day leaving time for system maintenance or backup. The Sleep Time indicates the interval that the program will be checking for new Mail.dat files. It should not be set to less than every 5 minutes.

## Batch File Locations:

Select the Job Repository folder which will hold the Mail.dat files you wish to validate and/or upload. When doing automated batch processing, this folder will act as a hot folder.

Select the folders where these files will be moved based on the outcome of the validation

- a. Choose a folder for files that fail validation
- b. Choose another folder for files that validate successfully
- c. Choose a folder for files that cannot be validated at all (rejected files)

## 2.4.5 Receipt Polling Configuration

### 2.4.5.1 Configuration and Setup

It is recommended that mailers using Status Receipt files schedule a separate instance of the *PostalOne!* Mail.dat Client to poll receipts. Automated polling can be implemented by populating the Receipt Run Time and Sleep Time settings.

- Windows users set a sleep time of 30 minutes (will retrieve receipt data every 30 minutes).
- In the Receipt Files tab, populate the following fields:
- Receipt Event Generation – choose Enable or Disable to turn on or off receipt file generation
- Receipts Repository – select the folder to which you want to save your receipt files.
- Receipt Format – choose Enhanced XML, XML, or ASCII
- Delimiter – If you selected the ASCII format, select the character to use for a delimiter. You can also enter your own delimiter if you select other
- Postage Statement Filter – if you selected the Enhanced XML format, choose Submission or Billable level. Enhanced XML is the only format that supports the use of both levels.
  - o Submission Level: one receipt record will be generated for all related events for that Job ID and Historical Header ID level.
  - o Billable Level: only receipt records for postage statements with a USPS Processing Due, Finalized, Reversed, or Cancelled status will be provided
- Receipt File Name – You can leave blank for the default format or populate it with a naming convention you wish to use that includes tokens to represent different data elements. Tokens can be used to define a unique file name. These tokens are surrounded by brackets {}. The following substitution tokens are recognized in the receipt filename:
  - o {0} The current date (YYYY\_MM\_DD)
  - o {1} The current time (HH\_MM\_SS\_SSS)
  - o {4} The receipt file sequence (001-999)
  - o {5} The file extension: xml or txt depending on the receipt type.

**Example:** *StatusReceipt\_{0}\_{1}.{5} generates a file such as StatusReceipt\_2009\_06\_12\_12\_28\_10\_581.txt*
- The default name format if you leave the file name blank is status\_receipt\_{2}\_{3}\_{0}\_{1}.{5}
- The receipt file name sequence increments from 001 to 999, and wraps to 001 after reaching 999. If this token is used without the date token, the receipt directory should be periodically emptied out. Note that if the directory already contains a receipt file with the requested name, it is not overwritten unless the overwrite Files flag was set on application startup. If this value is not set, the system will generate a receipt file name using the default format: status\_receipt\_{0}\_{1}.{5}

- Receipt Poll Run Time – If automated receipt downloading is desired, this is the number of minutes the Receipt Poller will run before terminating. If scheduling the program to run once per day this should represent less than 24 hours. Using 1410 lets the program run 23 hours and 30 minutes before shutting down.
- Receipt Poll Sleep Time – this is how often the program will check for new receipts. You should not check too often since this may overload the *PostalOne!* server. Do not use a value of less than 5 minutes.
- Click OK to save your settings

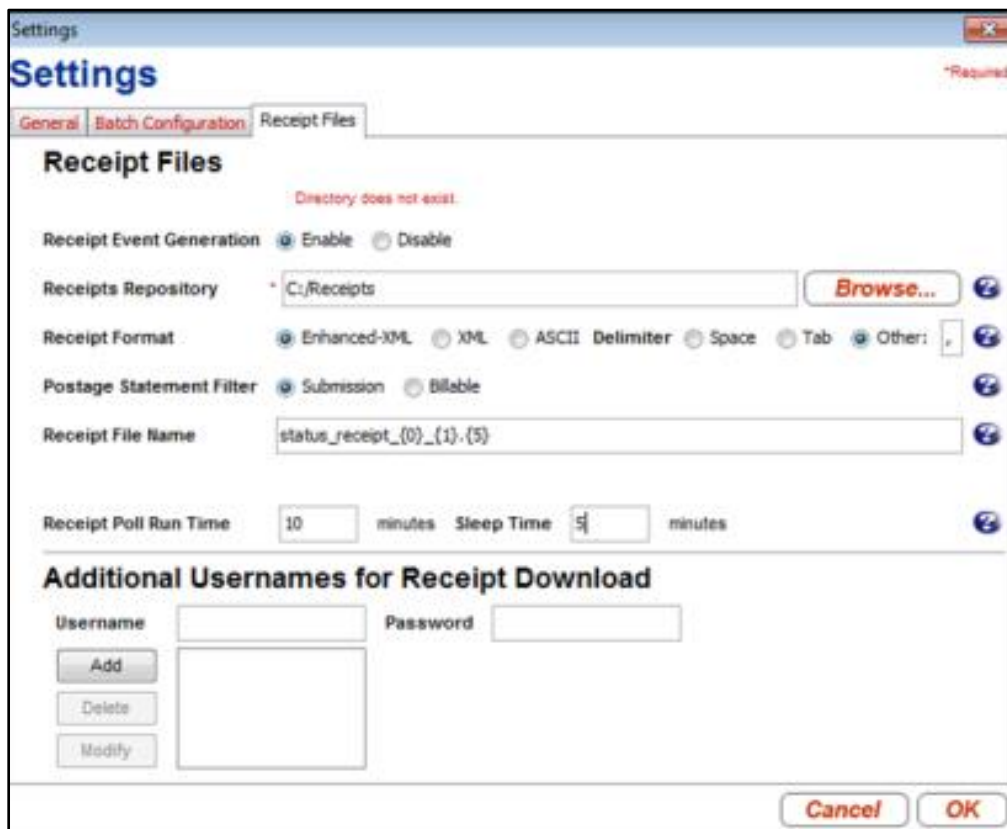


Figure 2-5 Receipt File Settings

### Additional Usernames for Receipt Download

When the batch application starts, it uses the batch username/password credentials to log into the *PostalOne!* system. These entries are also used by the receipt processor to log into the *PostalOne!* system and to determine which users' receipts to download. Only receipts produced by jobs that were uploaded by this user will be downloaded. To use a single receipt processor instance to download receipts produced by jobs uploaded by more than one user, you may add up to ten additional username and password pairs in this section. You do not need to re-enter the username and password entered on the Batch Configuration tab as receipts produced by jobs uploaded by this user are always downloaded.

### Important Considerations:

- This version of the *PostalOne!* Mail.dat Client creates Status Receipts but does not create Postage Statement Receipt files.
- Run only one instance of a receipt polling process.

### 2.4.5.2 Invoking Batch Processing or Receipt Polling Using A Scheduler

Invoke the *PostalOne!* Mail.dat Client Application in Batch Mode at specific times of the day to validate all files in the Jobs Repository. To do this:

1. Have the scheduler execute the runBatchUpload batch or script file without any of the Upload Run Time or Sleep Time values populated in your settings. Some versions of this file may have a pause statement at the end, which should be removed.
2. In Windows, use Start/Control Panel/Scheduled Tasks.
3. Select Add a Task and browse to the folder you installed the *PostalOne!* Mail.dat Client.
4. Select the RunBatchUpload.bat file and click Open.
5. Select the frequency. If you want to validate and upload your entire file starting at 11 pm, select Daily, click Next.
6. Enter the time; specify whether you want this to run every day or weekdays.
7. Enter start date.

It is possible to set up multiple scheduled tasks to execute the upload throughout the day. No additional MDRSETTINGS.CONF configuration options are needed. Take care not to schedule batch processes for validation or uploading too close together. Run only one validate and upload process or receipt polling process at the same time.

When running the batch process from a scheduler to validate and upload files, the program captures a list of files in the repository. It will process them in file name order. When processing is complete, the program will terminate. Schedule the validation and upload processes so that only one is running at any one time.

### Special Considerations

To transfer and write large files to the Jobs Repository, either zip these files first and transfer the zip files or write the HDR Mail.dat files last. If all of the individual Mail.dat files that belong to a job being validated are open by another process for writing or transfer, validation will fail.

### AUTOMATED VALIDATION & UPLOAD

For automated validation and upload, setup the schedule to run the program once per day and set the Upload Run Time to a value of less than 1440. 1410 allows the program to run for 23.5 hours. You also have to populate the Upload Sleep time.

### AUTOMATED RECEIPT POLLING

For automated receipt polling, schedule the RunReceiptPoller script or batch file once every day and populate the Receipt Poll Run Time to a value less than 1440 as well. Also populate the Receipt Poll Sleep Time.

## 2.4.5.3 Invoking Batch from another Program

Many mailers use either a commercial Mail.dat product or a program they wrote themselves to manage the submission of Mail.dat files. These programs will create Mail.dat files according to *PostalOne!* naming conventions and place them in the Jobs Repository folder. These programs can launch the Mail.dat Client Application just like a scheduler but they can also specify the specific Mail.dat files they want to validate and upload in the command line. This way the program can continue to generate more Mail.dat files for upload but ensure they are not processed until the Mail.dat application instructs the Mail.dat Client to do so.

To add a file list, the Mail.dat application can edit the runBatchUpload.bat batch file, and then invokes the Mail.dat Client. The runBatchUpload.bat contents are shown below.

```
SET JAVA_HOME=.\\jre1.8.0
SET PATH=%JAVA_HOME%\bin;%JAVA_HOME%\lib;%JAVA_HOME%\lib\i386;.lib\windows\x86;%PATH%
FOR %%i in (lib\*.*) DO CALL lcp.bat %%i
SET CP=.;./lib/windows;%CP%;
SET CLASSPATH=./config;%CP%
%JAVA_HOME%\bin\javaw.exe -client -classpath %CLASSPATH%
gov.usps.mdr.client.controller.CmdController uploadMode
```

This is the batch file that needs the last line modified at the end of the line to include the HDR or ZIP file names of all Mail.dat files to be validated.



For example, if the Mail.dat Application created four Mail.dat files, the Header names of each of the four files are listed after uploadMode separated by spaces.

**Example:** `uploadMode ABCD0001HDR ABCD0002HDR ABCD0003.ZIP`

This validates and uploads the three Mail.dat files identified by their HDR or ZIP file names. The files are validated in order and upload is started after each validation is completed. If one of the files was large and the other two were small, consider putting the small ones first so they validate and upload quickly without having to wait for the large file to validate first.

If the computer had enough available memory, the Mail.dat program could call separate instances of the Mail.dat Client for each file or one for large files and another for small files. For optimum performance, each instance of the program should have up to 2 GB of system memory (RAM) available. If the computer does not have more than 3 GB of RAM, use a single upload instance. When another program calls the Mail.dat Client and passes one or more file names, no other configuration settings are needed in the MDRSETTINGS.CONF file.

#### 2.4.5.4 Special Considerations

The length of the entire batch file line in Windows cannot exceed 255 characters. This leaves only 141 characters for the file names. This accommodates ten 8.3 file names separated by spaces. Other operating systems may have larger limits or no limits at all.

#### 2.4.5.5 Stopping the Program

When running the *PostalOne!* Mail.dat Client to automatically do upload and validation or to poll receipts and then to shut it down before the run time is over, do not just end the task or kill the process. This could result in data corruption. The best way to stop the Mail.dat Client when operating in batch mode is to go to the window that executing the program will have opened and typing *CTL-C* on the keyboard. If this fails to work, Windows users can go the Windows Task Manager (*CTL-ALT-DEL*), click on the Processes tab, highlight *Javaw.exe* and click the *End Task* button.

#### 2.4.5.6 Setting Up Batch Mode for Solaris UNIX

Review the installation instructions above for Windows for a description of operation modes and MDRSettings.conf parameters. The user name and password will have to be populated by running the *run-client\_credentials.sh shell* file. In scheduled mode, use the UNIX scheduler to invoke the program or as an alternative download the Windows version of the *PostalOne!* Mail.dat Client Application. Configure it as desired and then transfer the MDRsettings.conf file to the appropriate folder on the Solaris machine.

### 2.4.6 References

#### 2.4.6.1 Command Line Options

Command line option	Description
Java Options	Should appear after Java executable in command line
-Xmsnm Example: -Xms512m	Initial size of Javas memory allocation pool. This value must greater than 1MB (1024KB). Append the letter k for kilobytes (multiples of 1024) or m for megabytes: The default value if not specified is 2MB. Example shows 512 MB. See requirements section for recommended values.
-Xmxnm Example – Xmx512m	Maximum of Java memory allocation pool This value must a multiple of 1024 kb or greater than 2MB. Append the letter k or K to indicate kilobytes, or m or M to indicate megabytes. The default value is 64MB. Example shows 512 MB. See requirements section for recommended values.
Batch Operation Operations	These arguments appear after gov.usps.mdr.client.controller. CmdController in a command line.
receiptPollMode	Activates receipt polling mode
uploadMode	Activates batch validation and upload mode
uploadMode receiptPollMode	Activates batch upload and receipt polling mode

Command line option	Description
Mail.dat hdr or zip file names	Specifies specific Mail.dat jobs files to validate and upload. Should be in command line after the above command line options. If files are not specified when starting in uploadMode, the program will attempt to upload the entire batch of files found in the upload directory at the time the system starts up. There may be operating system limitations on the length of the command line arguments that can be used, so be aware of this when specifying multiple files.
versionCheckMode	It will check its version against the server to see whether or not it is supported. This option preempts all other behavior – once the check is complete, the application quits.
showVersion	This causes the application to write its version to the console. This option may be used in conjunction with other modes. Note that the version is always written to the log file, no matter the value of showVersion.
overwriteFiles	A file that exists in the success or failed directory will not automatically be overwritten (the file will remain in the repository after processing). To enable overwrite mode, use the overwriteFiles flag.
Dmail.dat.settings.file.path= c:\path\filename.extension	When specified in the command line as the first argument, this will allow the mailer to define the location and name of the configuration file. Unlike paths in MDRSettings, the servers, drives and paths are defined using the operating system standards. The full file name and extension should also be defined. If not present, the settings will be maintained in MDRSettings.conf located in the CONF subfolder under the program folder.

**Table 2-5 Command Line Options**

The following is an example of several of these command line options used at the same time in a modified runBatchUpload batch or shell file (file should be renamed if modified to avoid being overwritten by an update):

```
Start %JAVA_HOME%\bin\javaw.exe -Dmail.dat.settings.file.path= c:\work\mail\settings.cfg -Xms512m -Xmx512m
-client -classpath %CLASSPATH% gov.usps.mdr.client.controller.CmdController uploadMode overwriteFiles
```

In this example Java will allocate 512MB of memory up-front, get its settings from a file called settings.cfg in c:\work\mail, upload and validate files in batch mode and overwrite any Mail.dat files in the failed or successful output folders.

#### 2.4.6.2 Batch Files (Windows) and Shell Scripts (UNIX)

Batch File/Shell Name	Description
Run-mdclient.bat	Sets the paths to the local installation of Java and executes the <i>PostalOne!</i> Mail.dat Client to display the user interface. Windows Only.
RunBatchUpload	Executes batch verification and upload for all files in the repository folder. Add file names to process selected files.
Run-receiptpoller	Checks <i>PostalOne!</i> server for receipt files and terminates. See instructions for how to enable automated operation.
Run-Client_credentials	Prompts for login name and password and encrypts these in MDRConfig. Required for UNIX users. Windows users can use setup screen of user interface.
RunBatchVersionCheck	Checks to see if version of program is currently supported. If it is not supported, the batch process is terminated and a notice of this is written into the validation log.
Setup_jre_link.sh (Unix Only)	Links to Java JRE environment that was installed by the user.

**Table 2-6 Batch Processing Files**

#### 2.4.6.3 MDRSettings.conf Settings



Setting	Description	Populated by <i>PostalOne!</i> Mail.dat Client User Interface
logfile.path	The location where the log files are going to be stored.	Yes
successful.jobs.path	Mail.dat jobs will be moved to these directories after processing, according to success or failure of processing.	Yes
failed.jobs.path		Yes
rejected.jobs.path		Yes
Dmail.dat.settings.file.path	Optional setting to specify where the MDRSettings.conf user settings file will be written and maintained. Must be manually added to MDRSettings.conf.	No
Uid	User ID for login – encrypted – must be populated by Mail.dat Client User Interface Setup Screen or by using Run-client_credentials_tool utility.	Yes
PW	Password for Login – encrypted must be populated by Mail.dat Client User Interface Setup Screen or by using Run-client_credentials_tool utility	Yes
http.proxy.host	The host name of the http proxy server controlling access to the Internet. Leave blank if no proxy server is required.	Yes
http.proxy.port	The port that should be used for http traffic processing the internet via an http proxy server. Leave blank if no proxy server is required.	Yes
http.connect.retries	The number of times to retry http connections if the initial attempt fails due to timeout.	Yes
repository.location	This specifies the directory that contains the Mail.dat job files to be uploaded. Use a forward slash for the file path separator.	Yes
application.reporting.timezone	The time zone used for receipt file processing. Acceptable values include: EST, CST, MST, PST, GMT-14, GMT-13, GMT-12, GMT-11, GMT-10, GMT-9, GMT-8, GMT-7, GMT-6, GMT-5, GMT-4, GMT-3, GMT-2, GMT-1, GMT, GMT+1, GMT+2, GMT+3, GMT+4, GMT+5, GMT+6, GMT+7, GMT+8, GMT+9, GMT+10, GMT+11, GMT+12, and GST.	Yes
automatic.updates	Setting for batch automatic updates. A value of Y will trigger automatic updates to batch client wherever appropriate. The default setting is N.	No
<b>STATUS RECEIPT FILES</b>		
status.receipt.file.repository.location	The directory that the Status Receipts will be written to.	Yes
status.receipt.enabled	Enabled turns on status receipts Disabled turns off status receipts	Yes
status.receipt.type	The file type of the Status Receipt: A creates ASCII delimited receipt files X creates XML receipt files E creates Enhanced XML receipt files	Yes
status.receipt.field.delimiter	If A (ASCII) was set as receipt file type, set the optional character delimiter to be used. If not set, the system will default to comma , delimited.	Yes
*status.receipt.filter	The level of detail on the Status Receipt: Submission indicates one receipt record will be generated for all related events for that Job ID/Historical Header ID Billable indicates receipt records will only be generated for postage statements with a USPS Processing Due (UPD), Finalized (FIN), Reversed (REV), or Cancelled (CAN) status	Yes

Setting	Description	Populated by <i>PostalOne!</i> Mail.dat Client User Interface
status.receipt.filename	<p>The Status Receipt file name. This is for legacy backwards compatibility naming convention support. The following substitution tokens are recognized in the receipt filename:            {0} The current date.            {1} The current time.            {4} The receipt file sequence.            {5} The file extension: xml or txt depending on the receipt type.            The Receipt File sequence increments from 001 to 999, and wraps to 001 after reaching 999. If this token is used without the job or date tokens, the receipt directory should be periodically emptied out.</p> <p><i><b>Note:</b> that if the directory already contains a receipt file with the requested name, it will not be overwritten unless the overwriteFiles flag was set on application startup.</i></p> <p><i>If status.receipt.filename is not set, the system will generate a receipt file name using the default format:            status_receipt_{2}_{3}_{0}_{1}.{5}</i></p>	Yes
status.receipt.poll.run.time.minutes	Time in minutes the receipt poller should run for.	Yes
status.receipt.poll.sleep.time.minutes	Time in minutes receipt poller should sleep between pollings. The system will not allow a time less than 5 minutes to prevent overloading the server with pollings	Yes
count.additional.username	<p>Indicates the number of additional usernames            When the batch application starts, it uses the batch username/password credentials to log into the <i>PostalOne!</i> system. These entries are also used by the receipt processor to log into the <i>PostalOne!</i> system and to determine which users receipts to download. Only receipts produced by jobs that were uploaded by this user will be downloaded. If you want to use a single receipt processor instance to download receipts produced by jobs uploaded by more than one user, you may add up to ten additional username and password pairs in this section. You do not need to re-enter the username and password entered on the Batch Configuration tab as receipts produced by jobs uploaded by this user are always downloaded.</p>	Yes
additional.username.X	Additional User Id for downloading receipts – encrypted – must be populated by Mail.dat Client User Interface Setup Screen. X should be incremented to indicate which additional username it is.	Yes
additional.password.X	Additional Password for downloading receipts – encrypted – must be populated by Mail.dat Client User Interface Setup Screen. X should be incremented to indicate which additional password it is (corresponds to the additional username x).	Yes
<b>VALIDATION AND UPLOAD SETTINGS FOR AUTOMATED BATCH PROCESSING</b>		
upload.run.time.minutes	Time in minutes the batch upload should run for. This is optional, and is only used if setting up a hot batch folder (Automated Mode).	No
upload.sleep.time.minutes	Time in minutes the batch upload should sleep between batch runs. This is optional, and is only used if setting up a hot batch folder (Automated Mode).	No

**Table 2-7 Batch Processor Settings**

### 3. Mail.dat File Definitions

This section contains the names and definitions of the seventeen files used in Mail.dat by the *PostalOne!* system.

File	Definition
Header (HDR) <i>File name.hdr</i>	The Header file is an introduction to the entire Mail.dat. It identifies who created the file, what version of the Idealliance standard was used (ensuring compatibility with other users), and when the file was created. Most importantly, it identifies the total file record count for each file type. If the quantity fields in the Header record say there are a differing number of records than received, it is the first indication that the file is incomplete and, therefore, invalid. The presort software used; history of who has touched this Mail.dat, and other information is also in the Header.
Segment (SEG) <i>File name.seg</i>	The Segment file is used to identify all of those addresses within presort that are considered as a group. It separates parts of a mailing that require different processing. The specification notes: In general, the fewer the segments in a Mail.dat job, the better. It is only appropriate to create a segment file when it is needed to separate part of a mailing for different processing. Segmenting should not be used to differentiate among entry points unless they will need to be processed in some fundamentally different fashion. Similarly, segment files should not be used to create reporting categories from information that is otherwise available in Mail.dat. The Segment file identifies the class and characteristics of the mail preparation for each segment.
Mailpiece Unit (MPU) <i>File name.mpu</i>	The Mailpiece Unit file contains the physical description of the whole mailpiece in terms of physical attributes, such as dimensions and ad percentages. Often, there is a single MPU within a Segment. Each Mail Piece Unit ID must be defined in each Segment ID. A particular Mail Piece Unit ID may be defined as identical to that same Mail Piece Unit ID in a different segment (SEG ID 0001, MPU ID 00001 = SEG ID 0002, MPU ID 00001). A particular Mail Piece ID may be defined as different from that same Mail Piece Unit ID in a different Segment (SEG ID 0001, MPU ID 00001 <> SEG ID 0002, MPU ID 00001). However, co-mingled mail, selectively inserted letters, and selectively bound catalogs/periodicals can have multiple Mailpiece Units associated with one segment. Another example of where there might be multiple Mailpiece Units in one segment is if multiple editions are produced in separate processes, but staged onto the same pallets on the backend in order to be presented as part of one mailing.
Mailer Postage Account (MPA) <i>File name.mpa</i>	The Mailer Postage Account file describes the mailers permit and account information, including the payment method to be used and any special authorizations.
Component (CPT) <i>File name.cpt</i>	The Component file is used to define those parts of a Mailpiece Unit by the mail class for which they qualify. For example, a magazine is in the mail class of Periodicals. However, the publisher may decide to have a mailpiece that's ineligible for Periodicals rates to be attached to the front of the magazine. The ineligible mailpiece might be a Standard Mail™ piece. Each of these parts would be identified with a separate Component record that is linked to the appropriate MPU.
Component Characteristic Record (CCR) <i>File name.ccr</i>	The component characteristics record is used to define zero to many characteristics of a component record. The characteristics may be content of mail, incentives, or fees.
MPU/Component Relationship (MCR) <i>File name.mcr</i>	The MPU/Component Relationship file is a table relating the two variables. Like the MPU and Segments relationships, often there is a one-to-one relationship with an MPU and a Component. However, as described in the above file definition, there are exceptions. Periodicals with First-Class Mail attachments and Periodicals with Standard Mail enclosures are two examples.

<b>File</b>	<b>Definition</b>
Container Summary (CSM) <i>File name.csm</i>	The Container Summary file identifies each container, its level, its destination, the point of entry and the contents in terms of rates, copies, pieces and weight. Pallets, sacks, and trays are containers. There will be one Container Summary per container.
Container Quantity (CQT) <i>Filename.cqt</i>	The Container Quantity file supplies quantitative details about the content of each container. It summarizes the contents of each container in terms of MPUs, zones, and rate categories. It also supplies copy and piece counts at this level of detail. Unlike the usually limited relationship of MPU/Segment, and Component /MPU, it is expected that there will be a great number of Container Quantity records linked to the same Container Summary.
Package Quantity (PQT) (optional) <i>File name.pqt</i>	The Package Quantity file presents a finer level of detail defining the quantity, rate, weight, and package destination for every package in a container. This file is required for MLOCR mailings, or to generate a USPS Qualification report and/or provide input to the USPS <i>PostalOne!</i> system. For mailings, this file is required for production of the PS Form 3541 postage statement, qualification report, and Outside County container and bundle report.
Walk Sequence (WSR) (optional) <i>File name.wsr</i>	The Walk Sequence file provides detail for carrier route packages in a Walk Sequence mailing: package ZIP Code, carrier route number, walk sequence type, total stops made, and total possible stops.
Piece Detail (PDR) (optional) <i>File name.pdr</i>	The Piece Detail file is used by the individual manifest mailing procedures. For non-manifest mailings, PDR files should be used to identify individual wasted pieces in a mailing, or for full-service mailings that lack sequentially numbered IM barcodes or a single mailing ID for all pieces in the mailing.
Postage Adjustment (PAR) (optional) <i>File name.par</i>	The Postage Adjustment file defines any postage adjustments required to be made, as compared to the anticipated production specifics as supplied within the Mail.dat. An example would be a penalty for too many unreadable barcodes. To specify spoilage and shortage use either a PAR, PDR, or PBC file. If using the PAR file, submit only one PAR file per Mail.dat job.
Original Container Identification (OCI) <i>File name.oci</i>	The OCI file links a new container with an original container and allows customers to tie or link container information between Jobs from Mail.dat and Mail.XML.
Piece Barcode (PBC) (optional) <i>File name.pbc</i>	The Piece Barcode files is used as an alternative to the PDR file.
Special Fees/Charges (SFR) (optional) <i>File name.sfr</i>	The SFR file is used to define zero to many service types of a single mail piece.
Un-coded Parcel Address Record (UPA) <i>File name.upa</i>	The UPA file is used to provide addresses for uncoded parcels.
Referenceable Mail Record (RMR) (optional) <i>File name .rmr</i>	The RMR file is used to provide consumers with images of their daily mail before it is delivered to their mailbox.
Referenceable Mail Summary Record (RMS) (optional) <i>File name .rms</i>	The RMS file is used to provide summary information for RMR records.
Referenceable Mail Barcode Record (RMB) (optional) <i>File name .rmb</i>	The RMB file is used to provide detailed information for campaign jobs.

**Table 3-1-1 Mail.dat Files and Definitions**

### 3.1 File Naming Conventions

The file name consists of eight alphanumeric characters plus a 3-character file-specific extension. The file name component is the User License Code, a four digit alphanumeric code unique to Mail.dat licensed user and the File Set ID a four digit alphanumeric identifier designated by licensed user.

### 3.2 Files Not Supported

For a file that is not supported, the *PostalOne!* system will allow the file to be included in a file set; however it will not perform any validations, upload or store those records. The *PostalOne!* system does not support the following Idealliance files.

- Seed Name Record (SNR)
- Special Fee Barcode Record (SFB)
- IJ / Container Relationship Record (ICR)
- Extra Piece Detail (EPD)
- Transportation Summary Record (TSR)
- Transportation Geo-Data Record (TGR)
- Transportation Detail Record (TDR)
- Transportation Container Record (TCR)
- Transportation Container Status Record (TCS)

## 4. Sending Properly Configured Mail.dat Files

To successfully conduct business electronically in the *PostalOne!* system, the Mail.dat files sent via the Internet must be in the mailing industry format maintained in the Idealliance specification for Mail.dat.

Mail.dat files are processed and stored in the *PostalOne!* system. Postal Service personnel access these files over the Internet to conduct business and to support verification and acceptance procedures. The *PostalOne!* System uses the Mail.dat files to generate postage statements, qualification reports, reconciliation reports, eInduction reports and other reports for customers who have presented mailings to the Postal Service and displays that generated information back to the customers. Postal Service acceptance clerks review the generated qualification reports and postage statements together with the physical mail in the mail verification and acceptance process.

The figure below illustrates the relationship between the system and its users. It shows how business mailers submit mailing data to the *PostalOne!* System and how that data is retrieved by Postal Service Business Mail Entry Units (BMEU).

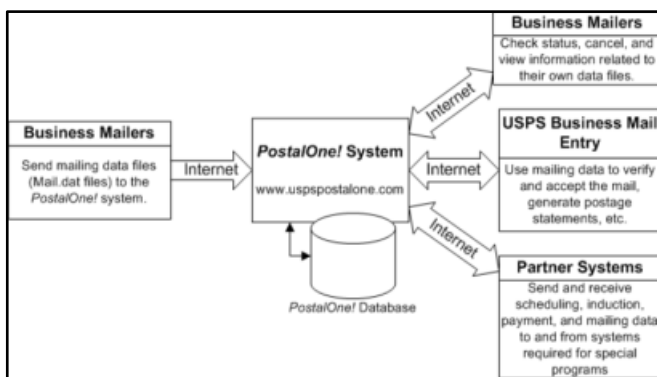


Figure 4-1 The *PostalOne!* System – Electronic collaboration via the Internet

## 4.1 Key Technical Requirements

### 4.1.1 Internet Connection

The minimum required speed for connectivity is 56 kps. For optimal performance, the *PostalOne!* system suggests using a broadband internet connection.

**Note:** *Some service providers grant users faster download than upload speeds. As the file transfer tool is uploading, rather than downloading, files, limits placed on upload speed may impact performance. Users with long upload times may want to review their Internet connection speeds to see if the issue is the upload limits placed by their service providers.*

### 4.1.2 Formatted Mail.dat files

To participate in the *PostalOne!* program, the files and fields must comply with the *PostalOne!* implementation of the Mail.dat File Specification. *PostalOne!* validation and business rules for Mail.dat may differ from what is identified in the Idealliance Mail.dat specification. Additional technical details concerning Mail.dat file format and content, as used by the *PostalOne!* system, are provided in Section 4.2, Configuring Mail.dat files for Processing.

**Note:** *Participants must successfully transfer supported versions of Mail.dat files to the Testing Environment for Mailers (TEM) PostalOne! System before transferring Mail.dat files to the Production PostalOne! System.*

### 4.1.3 Methods of Transferring Files (Manual and Batch)

The *PostalOne!* system provides a choice of transfer methods for Mail.dat files. Mailing data files can be transferred manually (manual) or unattended (batch).

#### 4.1.3.1 Manual mode for Mail.dat 13-1 and later

In manual mode, customers log on to their client application, select the files they want to send, and then upload them. This mode is called manual because a person must actively use the software client provided by the *PostalOne!* system and be present while the files are transferred. See the *PostalOne!* Mail.dat Client Software for instructions to download the *PostalOne!* Mail.dat Client used for all Mail.dat versions in manual mode.

#### 4.1.4 Batch mode for Mail.dat

Customers must download and configure the new software client. See Section 2 for instructions to download the *PostalOne!* Mail.dat Client used for all versions of Mail.dat in batch mode. When using batch mode, the *PostalOne!* servers return file transfer status feedback to the senders workstation automatically. The feedback information (receipt file) is written to the client's workstation in either XML or ASCII text formats. A third format, enhanced XML, is supported. The receipt files may be loaded into a spreadsheet or your own database for storage and viewing. For more information on the receipt file format and its contents, see Section 6.20.

**Note:** *If network failure prevents validation from completing, the system will attempt to reconnect to the network and resubmit the batch job a configurable number of times, currently set to three times. A delay, currently set to five minutes, will occur between each submission to provide time for the network issue to resolve. Files will not fail validation until all resubmissions have failed.*

#### 4.1.5 Technical/Operational Prerequisites

As previously discussed, the system is Internet-based and the basis for conducting business electronically for the successful exchange of mailing data information between business mailers and the Postal Service. As a result, an Internet-based infrastructure must exist that is compatible with the *PostalOne!* system.

This section provides details on all of the technical and operational prerequisites necessary to successfully send mailing data files to the system. Topical areas include:



#### 4.1.5.1 Hardware prerequisites.

The base requirements for the hardware elements of the computer system that will access and send mailing data files to the *PostalOne!* system such as the recommended physical memory amounts.

The minimum workstation requirements to send data files are a PC with a Pentium IV 1 GHz processor, Microsoft Windows 95/98/2000/XP/Windows 7 operating systems, and 256 MB RAM. Depending on the size of the Mail.dat job, RAM requirements vary. The table below details the RAM requirements.

Net Size of Mail.dat Job (MB) *	Recommended Physical RAM
0 – 10	64 MB
11 – 25	128 MB
26 – 50	256 MB
> 50	>1024 MB

**Note:** \* The net size of a Mail.dat job is calculated as the total size of all files associated with a job, minus the size of the PQT, SNR, and PDR files.

**Table 4-1-1 RAM Requirements Based on Net Job Size**

For Mail.dat jobs with a large total file size, file transmission may result in an Out of Memory error on the Mail.dat client software. To resolve this issue, modify the Java™ Virtual Machine (JVM) memory arguments, and then retry the transmission. For more information on how to modify the JVM memory settings, see Section 4.1.3. For detailed information on physical RAM and JVM memory recommendations with *PostalOne!* Mail.dat client software, see Section 2.1.5.

**Note:** UNIX workstations can also be used to send mailing data files in Batch processing mode. For more details, see Section 2.3.4, Additional Logging.

In addition to the Validation Log, by default the Mail.dat Client software will create two other log files, the Client Log file (default location: C:\client.log) and the Debug Log (default location: C:\debug.log). The Client Log file will contain informational messages, warnings and errors that the Mail.dat Client outputs while running. The Debug Log file contains the same information as the Client log file, as well as debugging level information. If users are interested in monitoring logging of the Mail.dat Client, they can monitor the Client Log file for events. The Debug Log is used by the *PostalOne!* Help Desk while investigating issues.

Users may also find it useful to monitor the Standard Out and Standard Error streams when the Mail.dat Client software is running. All Debug level and above events are outputs to Standard Out.

The Mail.dat Client uses the log4j logging system to generate log events. These settings can be customized by modifying the log4j.properties files in the confer folder. The log4j system is an industry standard Java logging library. More information can be found at this online site: [Apache log4j 1.2](#).

#### 4.1.5.2 Software prerequisites

The base requirements for the software elements of the computer system that will access and send mailing data files to the *PostalOne!* system. Windows workstations used for transferring files should be configured with the following software:

A text editor or third-party Mail.dat viewer, this software is necessary to analyze the contents of the Mail.dat files and resolve any file format or content problems reported by the *PostalOne!* system.

Java 1.8 update 121, for Mail.dat versions 15-1 and above, Java is automatically installed, if necessary.

*PostalOne!* Mail.dat Client Software, See Section 2, *PostalOne!* Mail.dat Client Software.

The Batch Processor has a different requirement. For information about batch mode requirements, see Section 2, *PostalOne!* Mail.dat Client Software.

#### 4.1.5.3 Networking prerequisites

The base requirements for the networking elements of the computer system that will access and send mailing data files to the system, such as firewall settings.

The File Transfer software (Manual mode) uses http/https protocol to communicate through ports 80 and 443. The destination address is mdx.usps.com which corresponds to a virtual IP which is accessible to the internet and redirects to servers to a USPS secure enclave in a data center in Eagan MN. If firewall settings prevent http/https communication through ports 80 and 443, reconfigure the firewall to allow this traffic. Port 443 is the standard port for https communication.

The *PostalOne!* Mail.dat client software can be configured to work through a proxy server when needed. See Section 2.1.10, How to Use a Web Proxy for proxy-related configuration steps.

#### 4.1.5.4 Mail.dat prerequisites

The base requirements for the actual files sent are in the Idealliance Mail.dat File Specification. Submitted Mail.dat files must comply with the Idealliance Mail.dat File Specification and the additional business and validation rules implemented by the *PostalOne!* system and noted in this technical specification. This document notes any instances where the *PostalOne!* system differs from the Mail.dat specification, and supersedes the specification in all such instances.

**Note:** Participants must successfully transfer Mail.dat files to the Testing Environment for Mailers (TEM) *PostalOne!* System before transferring Mail.dat files to the Production *PostalOne!* System.

To accurately configure the Mail.dat files, use this technical specification and the appropriate Idealliance Mail.dat File Specification. The current copy of the Mail.dat specification is available to download at [Idealliance Mail.dat Specifications](#).

For technical support, contact the *PostalOne!* Customer Support team. See Section 1.6 for contact information.

#### 4.1.5.5 User License Code (ULC) prerequisites

To participate in the *PostalOne!* program; obtain a valid User License Code (ULC) (sometimes called a provider code) from Idealliance, who assigns a ULC to each Mail.dat user. The ULC uniquely identifies the customer to the Postal Service. Customers who generate, update, or pass along Mail.dat files for subsequent use must have a ULC. The Postal Service systems treat the User License Code as case sensitive.

#### 4.1.5.6 CRID and MID prerequisites

To use Mail.dat, a Customer Registration ID (CRID) is required; a Mailer ID (MID) is optional.

Mail.dat uses the Customer Registration ID (CRID) and Mailer ID (MID) assigned by the USPS to track individual customer locations and to track a mailer within an Intelligent Mail Barcode (Imb). For a Full-Service option mailing, the mailer will provide these IDs to the *PostalOne!* system through the Mail.dat file.

Users who do not log into the Business Customer Gateway (BCG) once a month could have their account disabled due to inactivity.

#### 4.1.5.7 Optional digital certificate prerequisites

Security certificates are not required for Mail.dat transmissions in either batch or manual submissions.

The *PostalOne!* system uses Secure Sockets Layer (SSL) Version 3.0 to transfer files safely over the Internet.

SSL is a secure enhancement to the standard Transmission Control Protocol/Internet Protocol (TCP/IP). It uses a combination of cryptographic processes to authenticate the host computers, and to encrypt and decrypt data transferred between them.

#### 4.1.5.8 Log Files

In addition to the Validation Log, by default the Mail.dat Client will create two other log files, the Client Log file (default location: C:\client.log) and the Debug Log (default location: C:\debug.log). The Client Log file will contain informational messages, warnings and errors that the Mail.dat Client outputs while running. The Debug Log file



contains the same information as the Client log file, as well as debugging level information. If users are interested in monitoring logging of the Mail.dat Client, they can monitor the Client Log file for events. The Debug Log is used by the *PostalOne!* Help Desk while investigating issues.

Users may also find it useful to monitor the Standard Out and Standard Error streams when the Client is running. All debug level and above events are outputs to Standard Out.

The Mail.dat Client uses the log4j logging system to generate log events. These settings can be customized by modifying the log4j.properties files in the confer folder. The log4j system is an industry standard Java logging library. More information can be found here: [Apache log4j](#).

## 4.2 Configuring Mail.dat files for Processing

This section provides details about the Mail.dat File Specification relating to data elements used by the *PostalOne!* system. Specifically, it covers required files and fields, typical problems, sending job updates, and file processing.

### 4.2.1 Mail.dat Submission Process

The Mail.dat submission process involves five steps. These steps are file validation and upload, server validation and upload, report and postage statement generation, verification of the mailing, and finalization (billing) of postage. Payment for postage occurs as a separate process. At the time of postage statement finalization, funds must be available in either a Centralized Account Payment System (CAPS) account or a local trust account.

#### 4.2.1.1 File Validation and Upload

Customers must download the Mail.dat Client to their machine. The Mail.dat Client validates the fields in the files and uploads the files to the database after successful validation. If validation is not successful, error messages are returned to indicate which fields have incorrect values. The validations performed are listed in Section 11.

#### 4.2.1.2 Server Validation and Upload

Server validations are performed to verify the correct values in the fields. Some fields may only be checked for correctness with processing on the server side. If the file passes server validation, it is uploaded to the database. If the file fails server validations, then the server side error messages are returned to the user. The error messages for both the client and the server validation appear in Section 9. Postal Wizard Tables are populated using the Mail.dat data. These tables are the same tables used to generate postage statements no matter if the data is entered by Postal Wizard, BMEU manual entry, Mail.XML or Mail.dat.

#### 4.2.1.3 Reports and Postage Statement Generation

The Mail.dat client software displays upload status, Qualification Report generation status, and Postage Statement generation status. The CSM Container Status determines what reports to generate. The original status generates Qualification Reports and the Container and Bundle report for Periodicals. In addition to the reports generated for the original status, the preliminary status generates the estimated postage statements. Estimated postage statements are provided for customer convenience and are not used by the Postal Service. The ready-to-pay status requires the original or preliminary status to be sent before generating the postage statements to be finalized and billed. A transportation status to update container information and detailed shipping information may be sent after the ready-to-pay status.

#### 4.2.1.4 Verification

The Postal Service mail acceptance personnel perform the initial mail verification. Based on the evaluation of the performance based verification module, the Postal Service mail acceptance personnel perform an In-Depth Verification, if applicable. The Postal Service and the mailer then resolve any outstanding issues. Some issues, if left unresolved, result in additional postage charges applied on the postage statement or a requirement to change the postage claimed (for example from automation to non-automation).

#### 4.2.1.5 Finalization

The Postal Service mail acceptance personnel finalize the postage statements. Finalization prevents further changes to the postage statement and debits the account. However for Centralized Postage Payment publishers there is still the ability to change the Advertising Percentage and to add the postage statement to a payment request. The postage statement debits the account on the date stated in the payment request.

The finalization causes the Mail.dat file information to be sent to the Seamless Acceptance and Service Performance (SASP) system for processing if the Mail.dat job contained any full-service mailpieces, non-full-service containers or an origin submission which was checked in via the Self Service Terminal. The SASP system delivers the start-the-clock information and the Address Change Service information to the Postal Service and the mailers.

## 4.2.2 Required Files and Fields

A Mail.dat job sent to the *PostalOne!* system consists of a maximum of twenty one files. Each file in the set consists of a different record type. Key fields within each record type provide links from one file to another, thus creating a hierarchical relationship between the files. The *PostalOne!* system uses the standards as specified within the Idealliance Mail.dat specification, with a few exceptions. The rules specific to USPS and the *PostalOne!* system have been copied from the Idealliance Mail.dat specification, and placed in this technical specification. In any instance where there is a difference between this technical specification and the Idealliance Mail.dat specification, the rules in this technical specification take precedence.

The *PostalOne!* system supports seventeen files with details on the relationship constraints described below. The *PostalOne!* system does not support the following four files.

- Seed Name Record (SNR)
- Special Fee Barcode Record (SFB)
- IJ / Container Relationship Record (ICR)
- Extra Piece Detail (EPD)

For a listing of the files available for Mail.dat processing in the *PostalOne!* system and their purpose, see Section 3.

To review the field level validation performed by the *PostalOne!* system, see Section 5, Section 5 also notes any fields required by the *PostalOne!* system, but not marked in the Mail.dat specification. To review the error messages, see Section 9, Error Messages.

## 4.2.3 Relationship Constraints Description

The relationship constraints validated by the validation module, based on the different Mail.dat presentation categories for all presentation categories are:

- All key field relationships between the different records of the Mail.dat file are validated, based on the presentation category.
- All Mail.dat records are validated to ensure that no duplicate records exist based on the key field combinations.
- Mail.dat records are validated to ensure that all referenced related records are present, for any given record of a Mail.dat job.

### 4.2.3.1 Header File

**HDR:** (Required for all presentation categories)

- The Header File is the highest file of the single submission. The Job ID is the key field contained in the Header File.
- The Job ID field in the header must be unique within the *PostalOne!* system for 13 months. After 13 months Job IDs can be reused.
- The header file identifies the total file record count for each file type. The record count must match the number of records received, or else file is incomplete (invalid).
- All header records present in a HDR file must belong to a single job.

- Each *PostalOne!* submission for a Job ID must have a current header record with a unique Header History Sequence Number. All previously submitted header records have to be updated so they are history rather than current records.
- There must be only one current header record having HDR Header History Status set to value C = Current.
- The *PostalOne!* system does not load or validate any header record having HDR Header History Status set to value H = History.
- To successfully pass Mail.dat validations, the Mail.dat Presentation Category field in the Header record must be populated with one of the following: P = Conventional Presort, M = MLOCR, N = Single Piece, C = Consolidated Internal Copal Job with MLOCR and Conventional Presort, or E = Consolidated External Copal Job with MLOCR and Conventional Presort.
  - P is used to denote logical trays, sacks, and pallets in a conventional presort. Sibling trays will be tied to logical trays and sibling pallets will be tied to logical pallets in a presort job.
  - M is used to denote physical tray, sack, or pallet in a logical mailing.
  - Mixing of physical and logical handling units and containers in internal copalletization and third party (external) copalletization processes should use a value of C and E respectively.
  - The value of N is used for Priority Mail submissions using .mpu Mail Piece Unit Rate type of T, E, E1, E2, E5, E6, E7, G, J, O, K, T1, T2, T3, T4, and T5
- The *PostalOne!* system will accept a First-Class Commercial Plus mailing when the following conditions are met:
  - .seg Class Defining Preparation field is populated with 1 (First-Class)
  - .seg Principal Processing Category is populated with PF (Parcel First-Class)
  - .mpu Rate Schedule is populated with P (Commercial Plus)
  - The .mpa Permit number used must be associated to Commercial Plus Pricing rates.

#### 4.2.3.2 Segment File

**SEG:** (Required for all presentation categories)

The Segment File separates parts of a mailing that require different processing. A Header File may contain multiple Segment Files (except MLOCR mailers must have only one Segment File).

- There must be one or more segment records present in the SEG file for the unique Job ID present in the header file.
- No duplicate segment records should be present in the SEG file based on the key fields of this record. If there is a new combination of field values for a segment record this must be designated with a different Segment ID.
- If there are all full-service mailpieces in the Mail.dat file, the SEG Full-Service Participation Indicator value is F and for the job a PDR file is expected to document the full-service mailpieces. If there are some full-service mailpieces in the Mail.dat file, the SEG Full-Service Participation Indicator value is M and for the job a PDR file is expected to document all mailpieces. If there are no full-service mailpieces in the Mail.dat file, the SEG Full-Service Participation Indicator value is blank and a PDR or PBC file may be submitted but is not processed for full-service. For the non-full-service mailing the PDR/PBC Wasted or Shortage Piece Indicator values X, T, W and S are processed. For a non-full-service mailing, the PDR/PBC file can be submitted for all mailpieces or only the mailpieces with PDR/PBC Wasted or Shortage Piece Indicator values X, T, W and S.
- The .seg Container and Bundle Charge Method 2 (Charge all to one of the publications) will no longer be supported.

#### 4.2.3.3 Mailer Postage Account

**MPA:** (Required for all presentation categories)

The MPA file designates the preparer (optional), the owner (optional in some cases) and the permit holder for the postage statement.

- The number of mailer postage account records present must match the number in the header file.
- No duplicate mailer postage account records should be present in the MPA file based on the key fields of this record. If there is a new combination of field values for a Mailer Postage Account record this must be designated with a different MPA – Unique Sequence/Grouping ID.
- For metered or precanceled stamp postage, *PostalOne!* validation requires an MPA file detailing the permit to be charged for additional postage. The additional postage MPA ID must be used in the Additional Postage MPA ID field of the MCR file. Additional postage may only be charged to a permit imprint account.
- For mailings including full-service pieces SEG Full-Service Participation Indicator set to M for mixed or F for full-service. For Metered: Lowest MPA Postage Payment Method set to L = Metered: Lowest, the *PostalOne!* system will calculate the postage affixed as the lowest applicable piece price in the mailing minus the Full-Service discount. Example: If the lowest level presort is 5-digit, the calculated postage affixed is 5-digit minus the full-service discount. If the lowest level presort is 3-digit, the postage affixed is the 3-digit minus the full-service discount. When using Metered: Lowest, only the piece rate applies. Metered: Neither should be used to include the pound rate as well. (Business rule: Metered: Lowest will never result in a refund.)
- The .mpa Postage Payment Method field cannot be populated with L = Metered: Lowest for a non-identical weight mailing.
- For mailings including full-service pieces SEG Full-Service Participation Indicator set to M for mixed or F for full-service. For Metered: Correct MPA Postage Payment Method set to C = Metered: Correct, the *PostalOne!* System will calculate postage affixed as equal to the price for the each mailpiece in the mailing (including the full-service discount if applicable). (Business rule: Metered: Correct will never result in a refund or the mailer owing postage.)
- If the Primary MPA ID in the MPU/Component Relationship (MCR) file of an update job is different from the original MPA ID, the new MPA ID must match the MPU – Unique Sequence/Grouping ID in the Mailer Postage Account (MPA) file of the first submission (original or preliminary).
- The Postage Payment Option field in the MPA file is required. Jobs that do not have this field populated fail validation.
- The USPS Publication Number, Permit Number, and Mail Owners Lcl Permit Ref Num / Intl Bill Num cannot have leading zeroes and the job will fail validations if those fields are submitted with leading zeroes.
- The Account Number field is supported for Mail.dat version 13-1 files and above, in addition to the Permit Number for payment processing. If the Account Number field is populated, it indicates that the customer wishes Mail Anywhere processing and validations.

#### 4.2.3.4 Component File

**CPT:** (Required for all presentation categories)

The component record designates the content of the mailpiece. There may be one or more components in a mailpiece.

- There must be one or more component records present in the CPT file for the unique Job ID present in the header file.
- No duplicate component records should be present in the CPT file based on the key fields of this record. If there is a new combination of field values in a Component record this must be designated with a different Component ID.
- The .cpt Component – Class field must match the .mpu Mailpiece Unit – Class field except for when enclosures are included in the mailing.
- Support for Rate Type: V = FCM Election Mail ended with Release 37.

#### 4.2.3.5 Component Characteristics Record File

**CCR:** (Optional for all presentation categories)

The component characteristics record designates the content of the mailpiece, applicable incentive and/or applicable fee.

- There may be from zero to many component characteristics for a component in a mailpiece.
- No duplicate characteristic records should be present in the CCR file based on the key fields of this record.
- The content of the mailpiece for letters or flats in First-Class Mail postage statements, reply card or reply envelope, only contents that are not required to be mailed FCM, DVD/CD or other disk, and round trip only: one DVD/CD or other disk.
- The content of the mailpiece for Standard Mail postage statements, product sample or letter-size or flat mailpiece containing a DVD/CD or other disk.
- A mailing will be processed as round trip only if there is one DVD/CD or other disk when the .mpu Mailpiece Unit – Processing Category field is populated with LT or FL and the .ccr Characteristics field is populated with RT.
- To claim an incentive populate the Characteristic Type = I and the appropriate Characteristic. Program specific conditions are available in each Program guide (search by Promotions on RIBBS). Any Full Service discount will be deducted first then the incentive will be applied to derive the total postage for each line.
- For A/B testing incentive, use of a Characteristic Type = C for Content may accompany a piece claiming an active incentive or be presented alone for pieces not meeting active incentive program requirements. Use of the Characteristic Type = C for Content to identify those pieces for A/B testing is recommended for the Incentive Programs Office to track total volume within the test. The .ccr with the 0X Content Characteristic value should be used for this purpose.

#### 4.2.3.6 Mailpiece Unit File

**MPU:** (Required to describe characteristics of the mailpiece)

A mailpiece must contain one or more components.

- There must be at least one or more mailpiece unit records present in the MPU file for each segment record present in the segment file.
- No duplicate mailpiece unit records should be present in the MPU file based on the key fields of this record. If there is a new combination of field values for a MPU record this must be designated with a different Segment ID and/or MPU ID combination.
- Rate Type: V = FCM Election Mail support is no longer supported
- The .mpu Rate Type will not be used as a postage statement generation variable when the .hdr Presentation Category is populated with N = Single Piece for Priority Mail.
- The .mpu Standard Flat Type field is not supported in Idealliance version 14-2 and above. To identify a mailing as Catalog populate the .ccr Characteristic Type with C = Content and .ccr Characteristic with CT = Catalog.
- When the .mpu Surcharge field is populated with D = Dim Weight, the .mpu Length, Width, and Thickness must be populated. The *PostalOne!* system will use the greater of the calculated Dimensional Weight or the provided .mpu Mail Piece Unit Weight to determine postage calculations.

#### 4.2.3.7 Mailpiece Component Record File

**MCR:** (Required to relate MPU to CPT and MPA)

The Mailpiece Component file is required to indicate what components are in what mailpieces.

- There must be at least one or more mpu/component relationship records present in the MCR file for each mailpiece unit record present in the MPU file.
- There must be at least one or more mpu/component relationship records present in the MCR file for each component record present in the CPT file.

- No duplicate mpu/component relationship records should be present in the MCR file based on the key fields of this record. There must be a MCR record for every combination of Segment ID and/or MPU ID and/or Component ID. The Primary MPA ID must match an MPA ID submitted in the MPA file.

#### 4.2.3.8 Postage Account Record File

**PAR:** (The optional PAR record is not allowed for the SEG Mail.dat Presentation category value MLOCR, or the SEG Class Defining Preparation value Periodicals)

The postage account record is used to make adjustments to postage while the Mail.dat file CSM Container Status is ready-to-pay and before finalization of postage.

- The .par Adjustment types of 3= Spoilage and 4 = Shortage are not supported for Periodicals, Standard/Periodical Co-Mailings, Package Services Parcels (Non Machinable, Machinable, Irregular) or Priority Mail. An adjustment will not be applied.
- To support the spoilage and shortage process in the *PostalOne!* systems, the postage statements (including the downloadable versions) display the summarized data for spoiled, wasted, or shorted pieces on a specific line.
- Because the PAR records are optional, there can be zero or more postage adjustment records present in the PAR file for each mailpiece unit record present in the MPU file.
- Because the PAR records are optional, there can be zero or one postage adjustment record present in the PAR file for each component record present in the CPT file.
- Because the PAR records have a PAR Sequence Number, there can be one or more postage adjustment records present in the PAR file for each MCR record present in the MCR file.
- For each PAR file submitted with Ready to Pay Adjustment Status = R, there must be an associated CSM file with Container Status set to R = Ready to Pay.
- The MPA – Unique Sequence/Grouping ID in a PAR record must refer to a permit in an MPA file with Postage Payment Method set to P = Permit Imprint or G = OMAS Imprint.
- No duplicate postage adjustment records should be present in the PAR file based on the key fields of this record. If there is a new combination of field values for a PAR record this must be designated with a different Segment ID and/or MPU ID and/or Component ID and Sequence Number combination.
- Only one PAR file submission is allowed per Mail.dat job.

#### 4.2.3.9 Container Summary Record File

**CSM:** (This record type contains a record for each container and handling unit)

The Container Summary provides information about both Containers and Handling Units at the container or handling unit level. Container Summary records contain one or more Container Quantity records.

- The .csm is required for all update or change submissions.
- No duplicate container summary records should be present in the CSM file based on the key fields of this record. The container summary includes records for both containers and handling units in the mailing. If there is a new combination of field values for a CSM record this must be designated with a different Container ID.
- For all presentation categories, there must be at least one or more container summary records present in the CSM file for the unique Job ID present in the header file.
- The .csm Entry Point – Actual/Delivery – Locale Key will be used to assign a Locale Key to a facility on the Postage Register instead of a Zip Code.
- If the Sibling Container field in the CSM record is set to Y, the following fields must have values for the Sibling Container:
  - Job ID
  - Segment ID



- Container ID of the Sibling Container
- Container Type
- Sibling Container Indicator
- Sibling Container Reference ID
- Optionally, the fields in the CSM record that may have values for the Sibling Container are:
  - Label IM Container or IM Tray Barcode
  - Label: Destination Line 1
  - Label: Destination Line 2
  - Label: Contents Line 1
  - Label: Contents Line 2
  - Label: Entry (Origin) Point Line
  - Label: User Information Line 1
  - Label: User Information Line 2
  - Label: Container Label CIN Code

**Note:** All other fields in this CSM record for the sibling container MUST be left blank.

- The Original/Sibling Container relationship is validated if a Sibling Container record exists, its original must be present (stating all the required values that are attributed to the sibling container).
- If a container references a parent container, the parent container must be a valid Container ID in the Container Summary Record.
- Individual container counts and the total container count cannot exceed the total number of pieces in a submitted postage statement.
- For Package Services the .csm Number of Copies can be greater than the .csm Number of Pieces when the .pqt Package Level is S = Multi-PC Parcel and .pqt has copies greater than pieces.
- Container and Tray barcodes are required for Full or Mixed Service mailings. These must be provided in the Label: IM Container or IM Tray Barcode. For sacks or trays containing full-service mailpieces, there is a threshold of 1% for duplicate barcodes compared to the total trays or sacks in the job. For containers containing full-service mail, there is no threshold (0%) for duplicate barcodes. The choice is to obtain the unique barcodes to meet this threshold for full-service or mixed full-service mailings or to make the mailing non-full-service
- For full-service or mixtures of full-service with non-full-service mail, there are two methods for handling convenience pallets (a.k.a. parent pallets) in a Mail.dat file:
  - Do not include the convenience pallet in the Mail.dat file
  - Include the convenience pallet in the Mail.dat file, populate the CSM Label: IMContainer or IMTray Barcode field, and put a barcode placard on the pallet. Do not deviate from these two alternative procedures. Including the convenience pallet in the file and not populating the CSM Label: IM Container or IM Tray Barcode field results in an error code which states, Full-Service Processing, the .csm Label: IM Container or IM Tray Barcode field contains an invalid value: it must contain a 21 character Imcb.
  - Including the convenience pallet in the file, populating the CSM Label: IM Container or IM Tray Barcode field and not placing the barcode placard on the pallet results in noncompliance with required container scans.
- For copalletization, when the Included in Other Documentation field is L an OCI file must be submitted.
- For copalletization, when the Included in Other Documentation field is O the container type must be a sack container type, V, S, 1, 2, 3, 4, or 5 for bundles on pallets or a tray container type for trays on pallets.



- The system will use the CSM Container Type, CSM Container Level, SEG Processing Category, and CSM Number of Pieces to identify trays that do not meet minimum piece requirements or exceed maximum piece requirements for automation mail in the PS Form 3600 First-Class Mail Postage Statement – Part A. These trays will be highlighted in the Qualification Report on the Dashboard, based on the field combinations in the table Requirements for Number of Pieces in trays for the CSM file Container Type field values: O = 1 Tray, T = 2 Tray, E = EMM Tray, and L = Logical Tray.
- The system will process the CSM Included In Other Documentation field value: I = Internal co-palletization indicator from the Origin Job – Original Container. The value of I will indicate to the system that will postage statements shall not be required to be finalized prior to submission of the consolidator file set. A CSM update cannot contain both values O and I in the CSM Included in Other Documentation field in the same mailing/presort. If the original Included in Other Documentation field in the CSM contains O, then I is not an acceptable value; If the original Included in Other Documentation field in the CSM contains I then O is not an acceptable value.
- The CSM Included In Other Documentation field is a postage statement variable and generates unique Postage Statements for origin submissions of tray based copal or consolidator submission of bundle based copal. See Table 4-2 Requirements for Number of Pieces in Trays

CSM Container Level	SEG Processing Category	CSM Number of Pieces
AC = Mixed AADC AA = AADC	LT = Letters CD = Cards	More than 149
AB = Mixed ADC Z = ADC	FL = Flat	More than 89
G = 5 Digit (Auto/Presort) I = 5 Digit (Presort Only) J = 5 Digit (Barcode Only) M = 5D Scheme (Presort) N = 5D Scheme (Auto, Presort) P = 5D Scheme (Barcode) R = 3 Digit (Auto, Presort) S = 3 Digit (Barcode) T = 3 Digit (Presort) U = 3 Digit (CR, Auto, Presort) V = 3 Digit Scheme	LT = Letters CD = Cards	Fewer than 150
G = 5 Digit (Auto/Presort) I = 5 Digit (Presort Only) J = 5 Digit (Barcode Only) M = 5D Scheme (Presort) N = 5D Scheme (Auto, Presort) P = 5D Scheme (Barcode) R = 3 Digit (Auto, Presort) S = 3 Digit (Barcode) T = 3 Digit (Presort) U = 3 Digit (CR, Auto, Presort) V = 3 Digit Scheme	FL = Flat	Fewer than 90

**Table 4-2 Requirements for Number of Pieces in Trays**

- For Mail.dat files, the CSM Postage Statement Mailing Date field values cannot span the price change date; within a job, these dates must be all before or all after the price change.
- When the elnduction indicator is set to Y, the job must meet the following criteria to pass client validations regardless of Full-Service Participation Indicator:
  - All pallets with Container Types P, H, A, G, D, R, C, or Z must have the .csm Label: IM Container Or IM Tray Barcode populated with a 21 character value starting with 99M.

- Containers allocated to virtual sacks will map parent pallets to the pallet lines on the Periodicals 3541 Postage Statement.
- Physical containers can link to logical containers in presort mailings.
- Sibling containers allocated to logical trays are allowed to populate the Label: IM Container Or IM Tray Barcode, for a Container Summary Record.

#### 4.2.3.10 Container Quantity Record

**CQT:** (Describes characteristics required for qualification reports and postage statements)

The Container Quantity file supports reporting of mailpiece piece count and copy count at both the container and bundle level. This file contains information required to generate postage statements including price levels, and surcharges. For periodicals, information on subscribers and non-subscribers is included.

- There must be at least one or more container quantity records present in the CQT file for each container summary record present in the CSM file.
- No duplicate container quantity records should be present in the CQT file based on the key fields of this record.
- The CQT rate category determines the price on the postage statement. For a CQT representing full-service mailpieces, the rate category must be allowed for full-service mailings. To view rate categories accepted by class and presentation category, see Section 3, Mail.dat File Definitions
- The .cqt Rate Category field value S = Single Piece will be accepted for Standard Mail Flats. Single Piece is not valid for full-service
- For Package Services the .cqt Number of Copies can be greater than the .cqt Number of Pieces when at least one .pqt Package Level record is S = Multi-PC Parcel and the .pqt has copies greater than pieces.
- The warning message indicating that the Total Number of Copies and Total Number of Pieces from all .pqt child handling unit records must equal the .cqt parent records Number of Copies will be turned into an error message. If this condition is not met, the job will fail validation.
- The .cqt Rate Category values NG, NK, N5, or N6 are not supported.

#### 4.2.3.11 Package Quantity Record

**PQT:** (This record type contains a record for each bundle.)

The Package Quantity record provides bundle information.

- There can be one or more package quantity records present in the PQT file for each container quantity record present in the CQT file.
- No duplicate package quantity records should be present in the PQT file based on the key fields of this record. If there is a new combination of field values for a PQT record this must be designated with a different CQT DB ID and Package ID (unique within the container).
- For Outside-County Periodicals, the package quantity records are required to determine applicable bundle charges, and to produce the qualification and bundle reports.
- All PQT records with the Saturation – ECR Rate Category of A require one or more associated Walk Sequence (WSR) records or the job will fail validation.
- The warning message indicating that the Total Number of Copies and Total Number of Pieces from all .pqt child handling unit records must equal the .cqt parent records Number of Copies will be turned into an error message. If this condition is not met, the job will fail client/server validations.
- For Package Services the .pqt Number of Copies can be greater than the .pqt Number of Pieces when at least one .pqt Package Level record is populated with S = Multi-PC Parcel.

#### 4.2.3.12 Piece Detail Record

**PDR:** (The PDR is required for full-service)

The Piece Detail Record provides information for full-service at the mailpiece level for each individual mailpiece.

- A PDR or PBC is required when the SEG Full-service Participation Indicator in the segment record value is F or M. This file fulfills the full-service requirement to report the nesting of pieces in the handling units and containers. If there are no full-service mailpieces in the Mail.dat file, the SEG Full-Service Participation Indicator value is blank and a PDR or PBC file may be submitted but is not processed for full-service.
- If this optional file is included, the header file must have the correct record count and file status.
- No duplicate PDR records should be present in the PDR file based on the key fields of this record. If there is a new combination of field values for a PDR record this must be designated with a different Piece ID.
- The CAPS system will receive the total number of pieces minus spoiled/wasted pieces that did not pay postage for postage statement piece counts.
- For full-service pieces, there is no threshold (0.5%) for duplicate barcodes. Duplicate values in the IM Barcode field will result in the job being rejected. The choice is to obtain the unique barcodes to meet this threshold for full-service or mixed full-service mailings or to make the mailing non-full-service
- The STID portion of the Intelligent Mail Barcode in the .pdr file must match the .mpu Mailpiece Unit – Class.
- A PDR file is required in order to receive Tracking Services.
- For IMpb Non-Compliance processing the .pdr IM Barcode must be:
  - 34 characters in length with a 9 or 11 digit .pdr Piece Barcode
  - 34 characters in length or less and the .upa Address must be populated for the corresponding .pdr Piece ID, or the .sfr Service Type must be populated with NP for the corresponding .pdr Piece ID
  - 31 characters in length with a 9 or 11 digit .pdr Piece Barcode
  - 31 characters in length or less and the .upa Address must be populated for the corresponding .pdr Piece ID, or the .sfr Service Type must be populated with NP for the corresponding .pdr Piece ID

*Note: PostalOne! Mail.dat system converts certain mail classes Letters/Flats/Parcel jobs to Shipping Services File (SSF) and sends that data to USPS Product Tracking and Reporting (PTR) system. PTR system further evaluates the SSF data for quality requirements as they relate to IMpb quality, Recipient Address (or 11 digit Zip) quality, and rate ingredients data quality in the SSF. For a complete list of Mail.dat jobs (mail class and processing category combination) that are converted to SSF and transmitted to the PTR system, please refer to section 4.2.12 Shipping Services File Generation.*

#### 4.2.3.13 Piece Barcode Record

**PBC:** (The PBC is required for full-service)

The Piece Barcode Record provides select information for full-service at the mailpiece level for each individual mailpiece.

- A PDR or PBC is required when the SEG Full-service Participation Indicator in the segment record value is F or M. This file fulfills the full-service requirement to report the nesting of pieces in the handling units and containers. If there are no full-service mailpieces in the Mail.dat file, the SEG Full-Service Participation Indicator value is blank and a PDR or PBC file may be submitted but is not processed for full-service.
- The STID portion of the Intelligent Mail Barcode in the .pbc file must match the .mpu Mailpiece Unit – Class.
- The .pbc Barcode field cannot be populated with an IMpb. IMpbs may only be submitted via a .pdr file using the .pdr IM Barcode.

#### 4.2.3.14 Original Container Information Record

**OCI** (Optional and used for copalletization):

- The Container ID field in the OCI file must match a Container ID that exists in the CSM file.
- No duplicate package quantity records should be present in the OCI file based on the key fields of this record. There must be an OCI record for each different Container ID. (This container is the tray placed on a pallet or a virtual sack containing bundles placed on a pallet.)
- The Original Job ID field in the OCI file must match the Job ID of the corresponding job submitted at the origin site.
- The Original User License Code field in the OCI file must match the User License Code field submitted in the HDR file of the corresponding job submitted at the origin site. The Postal Service systems treat the User License Code as case sensitive.
- The Original Segment ID field in the OCI file must match the Segment ID field submitted in the HDR file of the corresponding job submitted at the origin site.
- The Original Container ID field in the OCI file must match the Container ID field submitted in the CSM file of the corresponding job submitted at the origin site for records in the origin CSM file where the Included in Other Documentation field is O and I.
- The Original Display Container ID field in the OCI file must match the Display Container ID field submitted in the CSM file of the corresponding job submitted at the origin site for records in the origin CSM file where the Included in Other Documentation field is O and I.
- The Original Label IM Container or IM Tray Barcode field in the OCI file must match the Label IM Container or IM Tray Barcode field in the CSM file of the corresponding job submitted at the origin site for records in the origin CSM file where the Included in Other Documentation field is O and I.

#### 4.2.3.15 Un-coded Parcel Address Record

**UPA** (Optional and used to provide addresses for uncoded parcels)

- No duplicate Piece ID may be presented.
- Provides address information for uncoded parcels.
- The .upa Piece ID must match .pdr Piece ID.
- The .upa file is required to populate address information when the .pdr Piece Barcode does not contain an 11-digit Delivery Point Zip for the corresponding .pdr Piece ID.

#### 4.2.3.16 Special Fees/Charges Record

**SFR** (Optional and used to provide special fees/charges)

- Provides extra services for Bound Printed Matter, Priority Mail, First Class, and Standard Mail.
- No more than five Service Types can be claimed for a single Piece ID.
- A Piece ID and CQT Database ID in the Special Fees/Charges Record file must match the Piece ID and CQT Database ID in submitted Piece Detail Record file.
- A Piece ID and CQT Database ID in the Special Fees/Charges Record file must match the Piece ID and CQT Database ID in submitted Piece Barcode Record file.

#### 4.2.3.17 Referenceable Mail Record

**RMR** (Optional and used to provide images of mailpieces to consumers)

- Required when .rms file is present.
- For scenarios where RMR and associated piece (PDR/PBC) data is submitted as part of the original eDoc submission, once the containers are ready to pay the eDoc update does not need to contain the RMR and PDR/PBC data.

- RMR record and associated piece data (PDR/PBC) can be updated until and with the Ready to Pay submission.
- The RMR ID must correspond to a .cpt Component ID when the RMR ID Type is C = CPT.
- In the case when RMR ID Type is P = PDR or B = PBC and the RMR ID is not an existing .pdr Piece ID or .pbc PBC Unique ID in the corresponding piece file (PBC/PDR) then PostalOne! will issue a referential-integrity warning to inform eDoc submitters that RMR ID does not match a valid PDR/PBC record. This warning supports mailing scenarios where the containers from a job are being mailed over several days, and the piece data (along with corresponding RMR data) needs to be paired with those containers.
- When the RMR ID Type is P = PDR or B = PBC, the Content Type O = Opt Out the piece identified wish to NOT be included in Real Mail cannot be claimed with any additional Content Types.
- In the case of multiple components, the host component should carry the .rmr URL.

#### 4.2.3.18 Referenceable Mail Summary Record

**RMS** (Optional and used to provide summary information for RMR records)

- When the .rms file is present, either the corresponding .csm Referenceable Mail Start/End Dates or the .rms Start/End Dates must be populated.
- Required when .rmr file is present.
- RMS ID must match an RMS ID in .rmr file.

#### 4.2.3.19 Referenceable Mail Barcode Record

**RMB** (Optional and used to provide barcode information for campaign jobs)

- To be used for Campaign Jobs, which include only .hdr, .rms. and .rmb files
- .hdr Mail.dat Presentation Category must be I = Informed Delivery to use .rmb file
- .hdr eDoc Sender CRID must be populated to use .rmb file

### 4.3 Postage Payment

This section discusses how to list the parties involved in a postage statement, including designating the permits to be used for payment. There are subsections: Postage Statement Generation, Rejection and Conflict Resolution, Permit Roles, Additional Postage, Non-incidentals Enclosures, and Combined Mail.

#### 4.3.1 Postage Statement Generation

This section discusses the key fields used to generate qualification reports, postage statements within a job, and master postage statements based on the Mail.dat specifications and the *PostalOne!* system.

The *PostalOne!* system automatically generates a new qualification report each time there is a new value found in the Segment file Segment ID.

##### 4.3.1.1 Non-Periodicals Key Postage Statement Generation Fields

The *PostalOne!* system automatically generates a new postage statement each time a unique set of information is found in the fields listed below:

Field	Records	Notes
Job ID	(Multiple files)	Must be identical for all files in the job.
Mailing Facility	(Multiple files)	Must be identical for all files in the job.
Provider Code or User License Code	(Multiple files)	Must be identical for all files in the job. This field is case sensitive for Mail.dat validation.
Standard Flat Type	Component (CPT)	Standard mail only.

Field	Records	Notes
Container Status	Container Summary (CSM)	
Postage Grouping ID	Container Summary (CSM)	
Postage Statement Mailing Date	Container Summary (CSM)	This is the Mailers Mailing Date on the postage statement.
Included In Other Documentation	Container Summary (CSM)	
Customer Reference ID (previously known as CAPS Reference ID)	Mailer Postage Account (MPA)	
Federal Agency Cost Code	Mailer Postage Account (MPA)	
Permit Number	Mailer Postage Account (MPA)	Pending Periodicals and non-Periodicals, including enclosures
Permit ZIP+ 4	Mailer Postage Account (MPA)	
Postage Payment Method	Mailer Postage Account (MPA)	
Permit Number for the corresponding .mcr Additional Postage MPA ID.	Mailer Postage Account (MPA)	
Postage Payment Method for the corresponding .mcr Additional Postage MPA ID.	Mailer Postage Account (MPA)	
Rate Type	Mailpiece Unit (MPU)	The .mpu Rate Type will not be used as a postage statement generation variable when the .hdr Presentation Category is N = Single Piece for Priority Mail.
Rate Schedule	Mailpiece Unit (MPU)	
Processing Category	Mailpiece Unit (MPU) or Component (CPT)*	
Mail Piece Unit – Class		
Component Class	Mailpiece Unit (MPU) or	
Component (CPT)*		
Standard Flat Type	Mail Piece Unit (MPU)	Standard Mail only.
<Mail Class> Sacking Criteria	Segment (SEG)	
Packaging Services Packaging Criteria	Segment (SEG)	
Detached Mailing Label Indicator	Segment (SEG)	Standard Mail and Bound Printed Matter
Included in Other Documentation	Container Summary (CSM)	

**Table 4-3 Key Postage Statement Generation Fields for Non-Periodicals**

After individual postage statements are created, if applicable, a Master Postage Statement is generated for each combination of various values in the following fields. If there are several Automation Coding Dates, Carrier Route Coding Dates, or Carrier Route Sequencing Dates, the earliest dates apply to the entire statement.

**Note:** The earliest date will not include the default date of 00010101.

Mail.dat jobs that generate a single billable postage statement will display the verification data in that statement and not in a separate Master Postage Statement.

Field	Records
Job ID	(Multiple files)
Mailing Facility	(Multiple files)
Postage Statement Mailing Date	Container Summary (CSM)
Processing Category	Mailpiece Unit (MPU) or Component (CPT)

**Table 4-4 Key Master Postage Statement Consolidation Fields for Non-Periodicals**

#### 4.3.1.2 Periodicals Key Postage Statement Generation Fields



The *PostalOne!* system automatically generates a new Periodicals postage statement each time a unique set of information is found in the fields listed below:

Field	Records	Notes
Job ID	(Multiple files)	Must be identical for all files in the job.
Mailing Facility	(Multiple files)	Must be identical for all files in the job.
Provider Code or User License Code	(Multiple files)	Must be identical for all files in the job. This field is case sensitive for Mail.dat validation.
Periodicals Issue Number	Component (CPT)	
Periodicals Volume Number	Component (CPT)	
Periodicals Frequency	Component (CPT)	
Periodicals Issue Date	Component (CPT)	
Container Status	Container Summary (CSM)	
Entry Point for Entry Discount Postal Code	Container Summary (CSM)	
Entry Point – Actual/Delivery – Locale Key	Container Summary (CSM)	
Postage Grouping ID	Container Summary (CSM)	
Postage Statement Mailing Date	Container Summary (CSM)	This is the Mailers Mailing Date on the postage statement.
Customer Reference ID (previously known as CAPS Reference ID)	Mailer Postage Account (MPA)	
Permit ZIP+ 4	Mailer Postage Account (MPA)	
Postage Payment Method	Mailer Postage Account (MPA)	
Publication Number	Mailer Postage Account (MPA)	
Rate Type	Mailpiece Unit (MPU)	
Mail Piece Unit (MPU) ID	Mailpiece Unit (MPU)	
Mail Piece Unit Weight	Mailpiece Unit (MPU)	
Mail Piece Unit Name	Mailpiece Unit (MPU)	
Periodicals Advertising Percentage	Component (CPT)*	
Processing Category	Mailpiece Unit (MPU) or Component (CPT)*	
Mail Piece Unit – Class		
Component Class	Mailpiece Unit (MPU) or	
Component (CPT)*		
Automation Coding Date	Segment (SEG)	
Carrier Route Coding Date	Segment (SEG)	
Carrier Route Sequencing Date	Segment (SEG)	
Container and Bundle Charge Method	Segment (SEG)	
MPA ID for Container and Bundle Charge Method	Segment (SEG)	
Full-Service Participation Indicator	Segment (SEG)	
<b>Note:</b> * When both MPU and CPT values are listed, the CPT values are used for enclosures.		

**Table 4-5 Key Postage Statement Generation Fields for Periodicals**

Once postage statements have been created, the *PostalOne!* system reviews the new statements to see if consolidation is necessary. A consolidated and billable statement is generated for each unique set of the listed fields within a job.



Individual postage statements are generated for each unique Permit/USPS Pub number and each distinct Postage Statement Mailing Date column in the CSM file. Additionally, the *PostalOne!* system generates a new postage statement for each unique occurrence of the CRID for the subset of the mailing identified by that ID. For all classes of mail, the child statements are not billed individually but are used to construct the Register.

Individual postage statements will also be generated for multiple CAPS accounts used in a single co-mingled mailing. Unique Permit/USPS Pub numbers and the Postage Payment Option set to T for CAPS will drive the generation of these postage statements.

In the Periodicals mailing class, the child statements are used to calculate the total postage due. For the Periodicals mailing class, the *PostalOne!* system consolidates postage statements across segments for an entire Mail.dat file.

This applies to all files within a job that contain the same values for a postage statement:

Field	Records
Job ID	(Multiple files)
Mailing Facility	(Multiple files)
Periodicals Issue Date	Component (CPT)
Periodicals Issue Number	Component (CPT)
Periodicals Volume Number	Component (CPT)
Container Status	Container Summary (CSM)
Customer Reference ID (previously known as CAPS reference ID)	Mailer Postage Account (MPA)
Federal Agency Cost Code	Mailer Postage Account (MPA)
Permit ZIP Code + 4	Mailer Postage Account (MPA)
Postage Payment Method	Mailer Postage Account (MPA)
USPS Publication Number	Mailer Postage Account (MPA)
Rate Type	Mailpiece Unit (MPU)
Mail Piece Unit Class	
Component Class	Mailpiece Unit (MPU) or
Component (CPT)	
Processing Category	Mailpiece Unit (MPU) or Component (CPT)
Container and Bundle Charge Method	Segment (SEG)

**Table 4-6 Key Postage Statement Consolidation Fields for Periodicals**

After individual postage statements are created if applicable, a Verification Statement is generated for each combination of various values in the following fields. If there are several Automation Coding Dates, Carrier Route Coding Dates, or Carrier Route Sequencing Dates, the earliest dates apply to the entire statement.

*Note: The earliest date will not include the default date of 00010101.*

A verification statement will not be generated when there is only one billable statement. The information for the periodicals verifications statement will be displayed on the billable statement.

Field	Records
Job ID	(Multiple files)
Mailing Facility	(Multiple files)
Postage Statement Mailing Date	Container Summary (CSM)
Processing Category	Mailpiece Unit (MPU) or Component (CPT)

**Table 4-7 Key Verification Statement Consolidation Fields for Periodicals**

## 4.3.2 Postage Statement Mapping

This section outlines how Mail.dat values are mapping to fields on the postage statement.

### 4.3.2.1 Non-Periodicals Postage Statement Mapping – Mailing Group Summary Information

The *PostalOne!* system will populate the Mailing Group Summary Information section of the Non-Periodicals Postage Statements based on information that is provided in the mailing. The fields listed below determine the values that will be populated in the Mailing Group Summary Information section:

Mailing Group Summary Information Fields	Record/Field	Notes
Mailing Group ID	N/A	Mailing Group Unique Sequence Number
Preparer	.seg Mailing Facility ID	Look up Company Name using Permit information from Mailing Facility ID
Description	.hdr Job Name/Title & Issue	
Mailers Job #	.hdr Job ID	
Origin	N/A	Displays MDAT
Finance No:	N/A	
Open Date	N/A	Date the mailing group was opened
Close Date	N/A	Date the Postage Statement was Finalized

**Table 4-8 Mailing Group Summary Information Fields**

#### 4.3.2.2 Non-Periodicals Postage Statement Mapping – Mailer Information

The *PostalOne!* system will populate the Mailer Information section of the Non – Periodicals Postage Statement based on the information that is provided in the mailing. The fields listed below will determine the values that will be populated in the Mailer Information Section of a Periodicals postage statement:

Non-Periodicals Mailer Information	Record/Field	Notes
Permit Holder	.mpa Permit Number	This is the permit charged for the postage statement. For each mailpiece unit, the <i>PostalOne!</i> system uses the MCR file to find the MPA ID. This is represented in the MPA file as Permit Number. The Postage Payment Method, identifies the permit type of the listed Permit Number in the Mail.dat file.
Mailing Agent	.mpa Permit Number	This identifies the organization that prepared the mailing and/or delivered it to the postal service for mailing. This information is linked to the users login account, and is not represented in the Mail.dat file.
To attach a Mail.dat file to a preparer permit, the <i>PostalOne!</i> System looks at the User ID that submitted the file. The system looks at permits linked to the locations that User ID is also linked to. (See Permit Roles for more information.)		
Org. For Mailing is Prepared	.mpa Mail Owners LCL Permit Ref Number	This identifies the organization who owns the mail being sent. For each mailpiece unit, the <i>PostalOne!</i> System uses the MCR file to find the MPA ID. The mail owner is represented in the MPA file as Mail Owners Lcl Permit Num / Intl Bill Num. If this field is left blank, then the default permit in the postage statement is the same as the permit holder.
Permit Holders Permit	.mpa Permit Number	
Mailing Agents Permit	N/A	The system will use Mailing Zip to get the Finance Number.
Use the Finance Number and Mailing Facility		

Non-Periodicals Mailer Information	Record/Field	Notes
to get either Ghost Permit or Permit Imprint		
Permit (Ghost Permit is only used if Permit Imprint Permit is not found). The Permit is used to retrieve display information.		
USPS Nonprofit Auth. No.	.mpa Non-Profit Authorization Number	

**Table 4-9 Mailer Information – Non Periodicals**

#### 4.3.2.3 Non-Periodicals Postage Statement Mapping – Mailing / Postage Summary Information

The *PostalOne!* system will populate the Mailing / Postage Summary information section of the Postage Statement based on information that is provided in the mailing for non-periodicals. The fields listed below determine the values that will be populated in the Mailing Information section:

Non-Periodicals Postage Summary Fields	Record/Field	Notes
Post Office of Mailing	.mpa Permit ZIP+4	
Processing Category	.mpu Mail Piece Unit – Processing Category	
Mailers Mailing Date	.csm Postage Statement Mailing Date	
Federal Agency Cost Code	.mpa Federal Agency Cost Code	
Statement Seq. No	N/A	System generated sequence number
No. & type of Containers	.csm	Sum of containers grouped by Container Type
Type of Postage	.mpa Postage Payment Method	
Weight of a Single Piece	.mpu Mail Piece Unit Weight	If all pieces have one, distinct weight, the weight is displayed; if pieces have multiple weights, zero is displayed
Hold For Pickup	Hold For Pickup	First-Class Mail, Priority Mail, and Package Services only
Combined Mailing	Multiple	When a Master Statement is created for Non-Periodicals mailing based on Table 4-4 Key Master Postage Statement Consolidation Fields for Non-Periodicals
Total Pieces	.cqt Number of Pieces	First-Class Mail, Standard Mail, and Package Services only
Of Total Pieces, # With Simplified Addresses	.cqt Number of Pieces, .cqt Simplified Address Indicator	Standard Mail Only
Of total pieces # with Mobile Interactive Technology	.ccr Characteristic	Use the .ccr Characteristic field to find the CPT ID, MCR ID, and MPU ID affected. Find the number of pieces in the CPT for the MPU ID affected.
Total Weight	.mpu Weight	Sum of weight of pieces using MPU weight.
Permit #	.mpa Permit Number	Additional postage permit number as indicated by the .mcr file Additional Postage MPA ID
For Mail Enclosed Within Another Class	.mpu Mail Piece Unit – Class	First-Class Mail, Priority Mail, and Standard Mail only

Non-Periodicals Postage Summary Fields	Record/Field	Notes
For Automation Price Pieces, Enter Date of Address Matching and Coding	.seg Automation Coding Date	
For Carrier Route Price Piece, Enter Date for Address Matching and Coding	.seg Carrier Route Coding Date	Standard Mail only
For Carrier Route Price Pieces, Enter Date of Carrier Route Sequencing	.seg Carrier Route Sequencing Date	Standard Mail only
For pieces bearing a simplified address enter data of delivery statistics file or alternative method	.seg Delivery Statistics File Date	Standard Mail only
Move Update Method	.seg Move Update Method	First-Class Mail and Standard Mail only for presorted or automation prices. For more information see the <a href="#">Guide to Move Update</a> .

**Table 4-10 Mailing / Postage Summary Information – Non Periodicals**

#### 4.3.2.4 Periodicals Postage Statement Mapping – Mailing Group Summary Information

The *PostalOne!* system will populate the Mailing Group Summary Information section of the Periodicals Postage Statements based on information that is provided in the mailing. The fields listed below determine the values that will be populated in the Mailing Group Summary Information section:

Mailing Group Summary Information Fields	Record/Field	Notes
Mailing Group ID	N/A	Mailing Group Unique Sequence Number
Preparer	.seg Mailing Facility ID	Look up Company Name using Permit information from Mailing Facility ID
Description	.hdr Job Name / Title & Issue	
Mailers Job #	.hdr Job ID	
Origin	N/A	Displays MDAT
Finance No:	N/A	Stored Finance Number from mailing group information
Open Date	N/A	Date the mailing group was opened
Close Date	N/A	Date the Postage Statement was Finalized

**Table 4-11 Mailing Group Summary Information Fields**

#### 4.3.2.5 Periodicals Postage Statement Mapping – Mailer Information

The *PostalOne!* system will populate the Mailer Information section of the Periodicals Postage Statement based on the information that is provided in the mailing. The fields listed below will determine the values that will be populated in the Mailer Information Section of a Periodicals postage statement:

Periodicals Mailer Information Fields	Record/Field	Notes
Publication Title and Owner or News Agents Name	.mpa USPS Publication Number	The system will use the Publication Number to look up permit data that will be used to retrieve the Title and Owner of new Agents Name

Periodicals Mailer Information Fields	Record/Field	Notes
Mailers Name, Address, Telephone Number, and Email	.mpa USPS Publication Number	The system will use the Publication Number to look up Permit Holder Information
Entry Post Office Name, State, and ZIP+4	.mpa Permit ZIP+4	The system will look up the Finance Number to retrieve the city, state, and ZIP for the Post Office of Mailing

**Table 4-12 Mailer Information – Periodicals**

#### 4.3.2.6 Periodicals Postage Statement Mapping – Mailing Information

The *PostalOne!* system will populate the Mailing Information section of the Periodicals Postage Statement based on information that is provided in the mailing for Periodicals mailings. The fields listed below will determine the values that will be populated in the Mailing Information Section:

Mailing Information Periodicals Fields	Record/Field	Notes
Statement for bundles/containers only	N/A	
Price Category	.mpu Mail Piece Unit – Rate Type	
Combined Mailing	Multiple	When a Master Statement is created for Periodicals mailing based on Table 4-4 Key Master Postage Statement Consolidation Fields for Non-Periodicals
.mpa Permit Number field will be used for Pending Periodicals		
Consolidated Postage Statement	NA	Consolidated Mailing checkbox will be checked when a Mail.dat job is submitted as a consolidated periodical statement.
Publication No.	.mpa USPS Publication Number	
Edition/Code	.mpu Mail Piece Unit Name	
Mailers Mailing Date:	.csm Postage Statement Mailing Date	
Processing Category	.mpu Mail Piece Unit – Processing Category	
No. of Addressed Pieces Excluding Address Supplements	N/A	Sum of the number of pieces for each line item for each completed part of the postage statement (excluding Addressed Supplements)
In-County Addressed Supplements	.mpu Mail Piece Unit – Class, .cpt Component – Rate Type	Sum of the number of In-County Addressed Supplements
Out-County Addressed Supplements	.mpu Mail Piece Unit – Class, .cpt Component – Rate Type	Sum of the number of Out-County Addressed Supplements
Of total pieces # with Mobile Interactive Technology	.ccr Characteristic	Use the .ccr Characteristic field to find the CPT ID, MCR ID, and MPU ID affected. Find the number of pieces in the CPT for the MPU ID affected.
Issue Date	.cpt Periodical Issue Date	
Volume Number	.cpt Periodical Volume Number	

Mailing Information Periodicals Fields	Record/Field	Notes
Issue Number	.cpt Periodical Issue Number	
Issue Frequency	.cpt Periodical Frequency	
Statement Sequence No.	N/A	System generated sequence number
Weight of Single Ride-Along Piece	.cpt Component – Weight	Calculated for Rate Type H (Ride Along Weight)
Weight per Copy for Issue	.cpt Component – Weight	Calculated for the .cpt records that are not Ride Along or non-incidentals enclosures
Advertising Percentage in This Issue	.cpt Component – Periodical Ad Percentage	
Number and Type of Containers	.csm	Sum of containers grouped by Container Type
For Automation Price Pieces, Enter Date for Address Matching and Coding	.seg Automation Coding Date	
For Carrier Route Price Piece, Enter Date for Address Matching and Coding	.seg Carrier Route Coding Date	
For Carrier Route Price Pieces, Enter Date of Carrier Route Sequencing	.seg Carrier Route Sequencing Date	
For pieces bearing a simplified address enter data of delivery statistics file or alternative method	.seg Delivery Statistics File Date	
Total Postage	N/A	Calculated by summing the total postage for all parts of the postage statement

**Table 4-13 Mailing Information – Periodicals**

### 4.3.3 Permit Roles

Postage statements have three primary roles Permit Holder, Mailing Agent, and Mail Owner. For all three roles The Permit Number or the USPS Publication Number must have Active status in the *PostalOne!* system and have the required fields populated by the acceptance office. The system shall use the Name and Address for the Mailing Agent, Mailing Owner and Preparer from address of the CRID to populate the postage statement record. Each role is explained below.

#### 4.3.3.1 Permit Holder

This is the permit charged for the postage statement. For each mailpiece unit, the *PostalOne!* system uses the MCR file to find the MPA ID. This is represented in the MPA file as Permit Number or USPS Publication Number. The Postage Payment Method identifies the permit type of the listed Permit Number in the Mail.dat file. For Periodicals mail, the permit holder must be the USPS Publication Number. To qualify for Periodicals Nonprofit, Classroom or Science of Agriculture prices, the USPS Publication Number record at the acceptance office must show this price is authorized. If not, the system generates an error message and will not accept the Mail.dat file.

#### 4.3.3.2 Mailing Agent (Preparer)

This identifies the organization that prepared the mailing and/or delivered it to the postal service for mailing. Reference sections 4.3.4 Postage Statement By/For information and 4.3.5 Nonprofit Postage Statement By/For Information for additional information.

#### 4.3.3.3 Organization for Which Mailing is Prepared (Owner)



This identifies the organization who owns the mail being sent. For each mailpiece unit, the *PostalOne!* system uses the MCR file to find the MPA ID. The mail owner is represented in the MPA file as Mail Owners Lcl Permit Num/Intl Bill Num. If this field is left blank, then the default in the postage statement is the same as the permit holder. The permit type for this permit number is Mail Owners Lcl Permit Ref Num/Intl Bill Num Type in the Mail.dat file. For example, if a ghost permit is listed in Mail Owners Lcl Permit Num / Intl Bill Num, then position 98 will be listed as V = Virtual. To qualify for the Nonprofit Standard mail price, in the MPU file Rate Type, the system checks that the CRID associated to the Mail Owners Lcl Permit Num / Intl Bill Num (or if blank the default Permit Number of the permit holder) record in the *PostalOne!* system has a valid nonprofit authorization number assigned to it. If so, the system allows the Nonprofit Standard mail price. If not, the system generates an error message and will not accept the Mail.dat file.

For an example of these fields on a postage statement, see Figure 4-2 Postage Payment Roles below

Postage Summary								
<b>Permit Holder:</b>	PAVER 1 COMMERCE STREET A CITY, ZZ 12345-1234 Contact: JOHN DOE (123) 555-1234 jdoe@pvr.com	<b>Mailing Agent:</b>	MAIL PREPARER 9 PUBLISHER STREET A CITY, ZZ 12345-8878 Telephone: (123) 555-4321	<b>Org. For Mailing is Prepared:</b>	PAVER 1 COMMERCE STREET A CITY, ZZ 12345-1234 Telephone: (123) 555-1234 Email: jdoe@pvr.com			
<b>Permit Holder's Permit:</b>	Permit Imprint 1	<b>Mailing Agent's Permit:</b>	Permit Imprint 999	<b>Processing Category:</b>	Letter (May Include Card)			
<b>Post Office Of Mailing:</b>	BLA800N KY 42141	<b>Mailer Provided Mailing Date:</b>	10/06/2010	<b>Weight of Single Piece:</b>	0.0183 lbs			
<b>Total Pieces:</b>	12,179 pcs.	<b>Total Weight:</b>	222.0787 lbs	<b>Total Postage:</b>	\$ 4,079.97			
<b>No. of Containers:</b>	1 MM Trays	2 MM Trays	10	2 EMU Trays	Flat Trays	Sacks	Pallets	Other:
<b>Wave Update Method:</b>	ACS							
<b>Statement Certification Date:</b> 10/06/2010				<b>Transaction Date:</b> 10/06/2010				

Figure 4-2 Postage Payment Roles

All Mailer Postage Account (MPA) records must have a value in the Permit ZIP+4/Postal Code field. For Non – Periodicals, the Permit ZIP+4 values must be the ZIP Code associated with the Post Office location where the permit is held. For periodicals, an additional entry office location will be added to the Publication Number for the Post Office location associated to the permit ZIP+4/Postal Code. The *PostalOne!* application requires the Permit ZIP+4 field as part of the information necessary to uniquely identify a Permit number or USPS Publication Number at a Post Office location. For the *PostalOne!* system to complete an end-to-end transaction, it is necessary to have the Permit ZIP+4 information with all postage transactions.

#### 4.3.4 Postage Statement By/For Information

The *PostalOne!* system will implement By/For Enhancements for Mail.dat 12-2 and after

The *PostalOne!* system will use the order of precedence determined in the table below to determine the Mail Preparer (By) and Mail Owner (For) for postage statement processing. If a CRID or MID provided in the By/For is determined to be invalid, the *PostalOne!* system will skip that By/For precedence and move on to the next precedence.

Mail.dat File	Mail.dat Field name	Identifies	Order of Precedence
MPA	Mailer ID of Preparer	Preparer	First
MPA	CRID of Preparer	Preparer	Second
N/A	CRID linked to the User which was logged in	Preparer	Third

Table 4-14 Mail Preparer (By) – PDR or PBC

Mail.dat File	Mail.dat Field name	Identifies	Order of Precedence
CPT	Mailer ID of Mail Owner	Owner	First
MPA	Mailer ID of Mail Owner	Owner	Second
CPT	CRID of Mail Owner	Owner	Third



MPA	CRID of Mail Owner	Owner	Fourth
MPA	Mail Owner's Lcl Permit Ref Num / Int'l Bill Num	Owner	Fifth

**Table 4-15 Mail Owner (For) – PDR or PBC**

### 4.3.5 Nonprofit Postage Statement By/For Information

#### 4.3.5.1 Nonprofit Authorization

In the past nonprofit authorization was linked to a permit; mailers who claim nonprofit prices in a mailing were required to identify the authorized nonprofit organization in the electronic documentation (eDoc). This is done by providing a Permit Number that has been linked to an active nonprofit authorization number in the appropriate fields of the eDoc.

Beginning in the November 2014 release and continuing forward, mailers will have additional options for identifying the authorized nonprofit organization. The mail owner Customer Reference ID (CRID) and Mail Owner Mailer ID (MID) can be used to identify the authorized nonprofit organization in the eDoc in addition to a Permit Number.

The validation rule to qualify for the nonprofit prices will not change. Either the paying permit (Permit Holder) or the mail owner identifier used for nonprofit authorization identification in the eDoc must have a valid nonprofit authorization number linked to it. If not, the system generates a server validation error message and hence will fail the Mail.dat file. Note that server validation errors are thrown after a job validates and uploads to the *PostalOne!* system.

#### 4.3.5.2 Nonprofit Mail Owner

For nonprofit mailings, mailers who submit a nonprofit eligible mailing and who identify the authorized nonprofit organization in the eDoc using one of the allowable mail owner identifiers, the nonprofit entity verified by the *PostalOne!* system is deemed to be the Mail Owner for the "For" entity.

There is no change to the manner in which the *PostalOne!* system derives the Mailing Agent "By" entity. For Mail Owner postage statement display, the company name and address of the (authorized nonprofit organization) Mail Owner is displayed on the postage statement mail owner block.

The *PostalOne!* system will first check the Permit Number and Permit ZIP+4 fields to determine if the Permit Holder is authorized. If not, a Mail Owner must be identified through one of the following fields. *PostalOne!* will continue to the next order of precedence until a valid value to identify a nonprofit Mail Owner is detected.

Ghost permits will continue to be supported for mail service providers to identify a mailer who is not the permit holder for the Nonprofit mailing. The Ghost permit is identified in the Mail Owners Lcl Permit Num / Intl Bill Num field for Mail.dat.

NPA Mail Owner Identification Order of Precedence		
Mail.dat File	Mail.dat Field name	Identifies
MPA	Permit Number, Permit ZIP+4, Postage Payment Method	Permit Holder
CPT	Mailer ID of Mail Owner	Owner
MPA	Mailer ID of Mail Owner	Owner
CPT	CRID of Mail Owner	Owner
MPA	CRID of Mail Owner	Owner
MPA	Mail Owner's Lcl Permit Ref Num / Int'l Bill Num, Mail Owner's Lcl Permit Ref Num / Int'l Bill Num – Type	Owner

**Table 4-16 Nonprofit Identification**

### 4.3.6 Additional Postage

When postage affixed (precanceled stamp or meter) is used, the file must include a separate MPA record. This separate MPA record MUST be linked to a Permit Imprint account; Postage Payment Method must be a P.

### 4.3.7 Combined Mail

There is an indicator on the postage statement for combined mail. Mail from several permit holders may be combined. For non-Periodicals mail, the combined mail single-class box on the postage statement is checked if a Master Statement is generated based on Table 4-4.

For Periodicals mail when there are multiple USPS Publication Numbers or pending Periodicals permit numbers in the MPA file, the combined mail single-class box is checked.

If there are multiple permit holders in the mailing and the mail is from different classes or subclasses, the combined mail multiple classes' box is checked. Multiple classes for Package Services combinations of Bound Printed Matter, Media Mail and Library Mail are not supported.

## 4.4 Typical File Formatting Problems

As more customers begin to utilize the *PostalOne!* system, several common errors are made in formatting fields. For details on field validation, see Section 5, the more common errors are:

- The optional date fields defined in the Mail.dat File Specification are often filled with zeroes. The system validates all optional fields containing information and does not consider zeroes to be acceptable date values.
- The file/record level status flags are not used consistently. The system requires that all file/record level flags be consistent and does not allow any mixed Mail.dat transactions. For example, for an original Mail.dat transaction, all file level status flags should be set to O.
- An attempt to transfer a file fails because of an invalid eDoc Submitter CRID in the segment record. When looking at the actual data, the file shows all of the data in the correct positions according to the Mail.dat File specification. However, the software being used has written a blank record in the carriage return and line feed pair causing the data in the Segment file to be off by two characters. Solution: Delete the blank record and resave the file; the data will be in the proper positions in the file.
- If the files were validated and transferred, but not accepted by the database and the error received is Internal System Error, a file may have null characters. The database will not accept a file with null characters. To spot the null characters, open the Mail.dat files using the Text pad utility. The null characters appear as black squares. Delete the black squares, and then resubmit the files.
- If files cannot be transferred due to an issue with the ZIP Code+4 or a permit, verify with the Postal Service that the permit, or in some cases the ghost permit, exists at the same finance number (ZIP Code) as the permits used to pay for the postage statements in the job. The finance number ZIP Code is in the Mailer Postage Account record. (A ghost permit is a record set up by the Postal Service in the *PostalOne!* database to designate parties on the postage statement that are not the permit holder. For example, the mail owner authorized for nonprofit Standard Mail.)
- A Mail.dat job was submitted successfully; however, upon resending the file, the transfer fails because the job has already been submitted under that specific Job ID. When transferring Mail.dat files, once an original Mail.dat job was transferred successfully, only send subsequent updates to that job. To send the original again, delete the job. For details about updates, see Section 4.5, Sending Job Updates.

## 4.5 Sending Job Updates

Large mailing jobs are often split into smaller production units, then produced and presented for acceptance incrementally (along with supporting documentation) over several days or even weeks. Specific details of a mailing job may change. For example, a piece weight may have changed or an initial estimated weight becomes finalized when the mail is produced. Also, in-process mailing jobs may be canceled in whole or in part for a variety of reasons. The *PostalOne!* system, via the Mail.dat File specification, accommodates these and other tasks and provides business mailers the means to communicate them to the Postal Service. These scenarios are handled as updates to the original Mail.dat file initially sent to the system. The list below includes the general guidelines for sending updated Mail.dat files:

The system must receive an original Mail.dat file before any update can be received and processed.

Mailers can send multiple updates to a mailing job, as long as they observe the rules established by the Mail.dat File specification and those of the *PostalOne!* system.

For mailers with an Optional Procedure (OP) mailing system, 100% of the containers in a mailing job must eventually be accounted for when a job is updated.

The table below lists the files a mailer commonly includes in original and update transfers.

Original Mail.dat File	Update
*Header	*Header
*Segment	*Segment
*Mailpiece Unit	Mailpiece Unit
*MPU/C Relationship	Component
*Mailer Postage Account	*Container Summary
*Component	Container Quantity
*Container Summary	Piece Detail
*Container Quantity	Postage Adjustment
*Package Quantity	Package Quantity
Piece Detail	
Walk Sequence Record	Note: * Required files

**Table 4-17 Files Included in Original and Update Transfers**

Following is a common update scenario to an original Mail.dat file: The mailer creates an ORIGINAL mailing data file after presort processing a large job and sends that file to the *PostalOne!* system. For each portion of the job, the mailer produces the incremental portion, presents it for acceptance, and sends an UPDATE to the Mail.dat file. This scenario is illustrated below.

Presort done on entire job		Mail.dat files sent to <i>PostalOne!</i>
1 Mailing Job		Original Mail.dat file sent to <i>PostalOne!</i>
First portion of Mailing Job	Mail produced day X, presented for acceptance.	Updated Mail.dat file sent to <i>PostalOne!</i> for first portion
Second portion of Mailing Job	Mail produced day Y, presented for acceptance.	UPDATED Mail.dat file sent to <i>PostalOne!</i> for second portion
Last portion of Mailing Job	Mail produced day Z, presented for acceptance.	UPDATED Mail.dat file sent to <i>PostalOne!</i> for final portion

**Table 4-18 Sending Job Updates to the *PostalOne!* System**

**Note:** Mailers can indicate that a portion or entire mailing job is ready for payment in an Original mailing file. If an entire job or portion of a job is ready to pay and will be presented for acceptance, an Update is not necessary or required unless postage adjustments need to occur or the mailer needs to update transportation information for CSAs or recurring appointments.

#### 4.5.1 Rules for Sending Container Status Updates

When sending an update transmission, mailers participating in the *PostalOne!* program must follow these rules and requirements: The Header file must contain a U in the appropriate status field.

The *PostalOne!* system validates all container status updates and fails transactions that violate the rules in the following table, which contains the valid container status values to which a given container can be changed. If updating the Container Summary Record, must reflect the appropriate status and have one of the following allowable values:

Container Status	Allowable Next Container Status	Notes
blank or O	D, P, R, X or C	

P	D, P, R or C	
R	X, T, or C	Once the postage statement is finalized by the Postal Service only T is allowed.
C	D, P, X or R	
D		No changes allowed.
T	D, X, T, or C	
X	T	

**Table 4-19 Allowable CSM Container Status Values**

File transfers that include one or more containers with status D result in the cancellation of the entire postage statement and impact the reconciliation report accordingly. The IM Barcodes for the containers, trays, and pieces of a deleted container cannot be used for the 45 days from the time the D status is sent for the container.

Original file transfers can have a container status P or R value. A preliminary or estimated postage statement will be generated with the Qualification Report. This postage statement will have the status EST displayed on the Dashboard.

File transfers with the container status R generate postage statements with a status UPD = USPS Processing Due displayed on the Dashboard. Postal clerks can only finalize (bill) UPD postage statements. If the statement should not be finalized, cancel the job. Postage Statements should not be left open in the UPD status.

If there are CPP Customers who pay postage by having the CPP unit at the Pricing and Classification Service Center in New York enter their postage statements manually, do not send container status R for this mail. Information about how to migrate CPP Customers to eDoc is found in [eDoc Process – A Guide for Centralized Postage Payment \(CPP\) Customers](#).

When the statement is finalized it will be in FIN or FPP status. If a statement for a Mail.dat job is in FIN or FPP status the containers in that Mail.dat job cannot be cancelled. After the postal clerk reverses the postage statement then the postage statement is in REV status and the containers may be cancelled. At this point there are three options

- Send an update ready-to-pay on the same Job ID. The container status R value can only be resent if a container is cancelled (set to C) prior to the second R being sent. The file fails if a second R is sent without canceling the container first.
- If your change cannot be sent as an update, delete the original Job ID and reuse the same Job ID.
- If job deletion fails or there is a requirement for a new Job ID, submit a new Job ID. If there is a FAST appointment, provide the Reservation number, FAST Content ID, and Scheduled Induction Date in the Mail.dat Container Summary CSM file for the new Job ID.

Updates to weight are reflected only in a postage statement with a P or an R value. If an update to weight is received within any other update, it is logged, but no recalculation of the postage statement occurs until a P or an R value is received. Only one estimate of postage is generated for an entire mailing job, unless more than one actual postage statement is required for the mailing or the same containers are sent multiple times with status P. Original job files generate preliminary statements, and group containers by date; to perform these functions, the container status associated with the original submission must be P. A separate update is not required.

A container can be deleted if it is not associated with a postage statement since it is the postage statement that is being deleted, not the existence of the container itself.

A container cannot be deleted if it is associated with a postage statement at one of the following stages: PAV, AVW, FAI, PAS, PEN, COM, FIN, FPP, or UPD.

## 4.5.2 Job Updates

To send an update to an existing Job in the system, make sure that all File Status flags in each file being transmitted reflect a U for update. All subsequent files included in the transfer of an update should include a U in the File Status flag field. For example:

- Even though the HDR file has separate file statuses for each file, all files being submitted must be set to the same value for file status. To add any records to a Mail.dat file, set all submitted files to file status = C. If no records are added, the file statuses can be U. Files that are not being submitted should have a file status of N.
- To add records to a Mail.dat file, those new records should have record statuses of I and existing records should have record statuses of U. All File Status flags in the HDR file must have a C for change.
- If you are adding a file that has not been previously submitted (PAR, PDR, etc.), all file statuses should be C and all records in the new file should have a record status of I.
- If you are adding the PDR file to your Mail.dat in an update, also submit all PQT and CQT records linked to the PDR records submitted.
- The only file that cannot be updated or changed is the PAR file. Only one PAR file can be submitted per job.
- Updates and inserts to the CQT and PQT files will be allowed for Mail.dat files until the CSM Container Status filed is R = Ready to Pay. Existing validations will be rerun for the update or insert job. The Qualification Report is not regenerated after the submission of a CQT or PQT update or insert job. If a postage statement containing updates and inserts to the CQT and PQT files is cancelled, the mailer must resubmit the corresponding updates and inserts in a subsequent Mail.dat submission. After a postage statement is cancelled all updates and inserts are removed.
- Updates to original file records within change jobs will no longer be accepted. If original records (identified by Mail.dat Record Status set to O) are submitted in a change job (identified by HDR File Status set to C), the system compares the submitted values in the change job with the existing values already submitted for that record. If the original records have updated values, the system rejects the job. If a mailer intends to update a record, then the Record Status field must be populated with U to ensure that the job is accepted and the updates are successfully loaded into the *PostalOne!* database.

Alternately, to resend an original file, first delete the job, and then resend the job. The same Job ID can be used if the first attempt to submit if the file is deleted prior to the second attempt. If Job deletion fails or there is a requirement for a new Job ID, submit a new Job ID. If there is a FAST appointment, provide the Reservation number, FAST Content ID, and Scheduled Induction Date in the Mail.dat Container Summary CSM file for the new Job ID.

Duplicate original or update jobs that are submitted simultaneously will be rejected. Previously, if two users submitted the same job at the same time, or if a user submitted a job using the Mail.dat client application at the same time that their batch process submitted it, both jobs would be accepted and neither job could be completed or updated successfully.

Mailers can no longer cancel files submitted using Mail.dat files if the job has been frozen for processing by a postal employee.

Mailers must include the CSM file for all Update and Change jobs. The mailing will be rejected If the CSM file is not included.

Mailers must include the PQT and the PDR for Full-Service or Mixed Service mailings to ensure that Full-Service feedback is provided.

### 4.5.3 Transportation Updates

To update transportation information, use the T value to update the FAST recurring appointment and CSA information and container barcode information in a file set of R or X. The only way to update a file marked X is with a T. A T value is accepted only after an R or X has been sent because no transportation update is necessary until the indication of payment. You can update transportation information only after it has been marked R = Ready to pay or X = Paid and Closed. Original file transfers fail if a T is sent.

For a transportation update, in the Header Record provide a new Header History Sequence Number that is lower than last submission. In the Container Summary File provide Container Summary File Status = U. In the Segment File (SEG) provide SEG Record Status = U for all segments submitted. All other values should be the same as last submission. If a value is changed from the last submission and it is not one of the allowed fields listed below, the Mail.dat file is not accepted. If you don't intend to change a value in one of the fields that can be changed, include the value previously submitted.

For a transportation update, include in the Container Summary File (CSM) all parent, child and sibling records to be updated. For sibling records, the only value that can be changed other than CSM Record and Container statuses are Label: IM Container or IM Tray Barcode. All other fields must have the same values as in the last submission. The validator will accept files that have changes to non-Transportation Update fields. These field changes will be ignored and only allowable Transportation Update fields will be updated in *PostalOne!*

If this creates difficulties, the alternative method to a transportation update is to use the ContainerUpdateRequest Mail.XML message to do the update instead. With Mail.XML, only the changed fields need to be sent.

A Transportation Update job will be rejected if it is submitted more than 30 days after the CSM Postage Statement Mailing Date.

The table below lists the fields that can be changed in a transportation update.

CSM Field Name	Notes:
CSM Record Status	Must be U
Container Status	Must be T
Label: IM Container Or IM Tray Barcode	Only field that can be changed on Sibling records
Label: 10-Character Container Barcode	
Display Container ID	
Reservation Number	
Scheduled Induction Date	If Full-Service or Mixed, must be populated if Reservation Number is populated. Dates must be within 30 days (past or future) of the Postage Statement Mailing Date for a Full-Service mailing.
Scheduled Induction Time	If Full-Service or Mixed, must be populated if Reservation Number is populated
USPS Pick Up Indicator	
Scheduled Ship Date	If Full-Service or Mixed, must be populated if USPS Pickup Indicator=Y. Dates must be within 30 days (past or future) of the Postage Statement Mailing Date for a full-service mailing.
Scheduled Ship Time	If Full-Service or Mixed, must be populated if USPS Pickup Indicator=Y
CSA Separation ID	
FAST Scheduler ID	
FAST Content ID	
Entry Point – Actual / Delivery – Locale Key	
Entry Point – Actual / Delivery – Postal Code	
Stop Designator	
Truck or Dispatch Number	
eInduction Indicator	
Accept Misshipped	

**Table 4-20 Allowable CSM Transportation Update Values**

#### 4.5.3.1 eInduction Indicator Update

Similar to a Transportation Update, the CSM eInduction Indicator field can be updated with the ContainerUpdateRequest Mail.XML message. The eDoc Submitter can use this message to update the eInduction Indicator from N to Y or Y to N. A third party can use this message to update the eInduction Indicator from N to Y. The eInduction Indicator is the only field a third party will be allowed to update. An update to the eInduction Indicator can occur independently of the CSM Container Status.



## 4.5.4 Rules for Sending Header Status Updates

### 4.5.4.1 The Delete Job Transaction

You can close a mailing job (i.e., containers canceled) by sending a delete file. This signals that the product, for whatever reason, is no longer going to mail.

A delete file is composed of a header file and a segment file. The segment file specifies the individual facility using the Mail Facility ID (CRID) field affected. Only one Mail Facility ID is allowed in a Mail.dat Job ID.

### 4.5.4.2 The Change Job Transaction

If the File Status fields in the header file for a Mail.dat job are set to C, the job is considered a Change job. Per the Mail.dat File Specification, available change actions are Insert and Update, based on the values contained in the record level status flags. Although the specification includes support for the Delete flag, the *PostalOne!* system only supports the I, O, and U flags.

If the Primary MPA ID in the MPU/Component Relationship (MCR) file of an update job is different from the original MPA ID, the new MPA ID must match the MPU – Unique Sequence/Grouping ID (positions 9-18) in the Mailer Postage Account (MPA) file of the first submission (original or preliminary).

### 4.5.4.3 Replace Job Transactions

A Mail.dat job may be replaced by sending a delete transaction then resubmitting the same job.

To use the *PostalOne!* system, mailers must use file/record level status flags for all Mail.dat files. The table below lists the file/record level status flags allowed by the system for each transaction type.

Mail.dat Transaction Type	File Level Status	Record Level Status	Required Files (Minimum)
Original	All flags must be set to O.	All flags must be set to O.	HDR, SEG, MPU, MCR, MPA, CPT, CSM, CQT, PQT
Delete	All flags must be set to D.	All flags must be set to D.	HDR, SEG
Replace	Not supported by the <i>PostalOne!</i> system.	Not supported by the <i>PostalOne!</i> System.	Not supported by the <i>PostalOne!</i> system.
Change	All flags must be set to C.	All flags must be set to either I or U.	HDR, SEG
Update	All flags must be set to U.	All flags must be set to U.	HDR, SEG

**Table 4-21 File and Record Level Status Values**

The Mail.dat file structure is validated for the different Mail.dat transaction types, as follows:

- The file level status flags must be consistent for a given Mail.dat transaction. For example, for an original transaction, all file level status flags in the header record must be set to O. If some optional files are not included in the original transaction, the record count for those files must be zero. Similarly, for update or change or delete transactions, all file level status flags must be set to U, C, or D respectively.
- Original transactions – For original Mail.dat transactions, the Mail.dat file structure is verified based on the presentation category, as described above. A PDR or PBC file has to be present in the Original transaction for a full-service or mixed full-service and non-full-service mailing.
- Update transactions – For all update transactions, the Header and the Segment files are required. All other files are optional. However if sending the CSM that is not a sibling container then the CQT and PQT are required. In the case of full-service, if sending the CSM if not a sibling container, the PDR is required.
- For entry level and zone optimization that occurs after sending the Mail.dat file with container status original to generate the qualification report, it is not possible to do a CQT insert. Coordinate with the acceptance office to arrange timing for the original submission after the entry level and zone optimization or cancel the original job and resend it. If there is a FAST appointment involved on the original job be sure to include the Container Summary fields Reservation number, FAST Content ID, and Scheduled Induction Date in the update job.



- Change transactions – For change transactions, the Header and the Segment files are required. All other files are optional.
- Delete transactions – Two types of delete transactions are supported by the *PostalOne!* system.
- To delete a complete job (including all segments of the job), a Header and a Segment file must be sent, referencing the Mailing facility ID within the job. The system will allow the deletion of a Mail.dat job only in the cases where there are no postage statements in the statuses: PAV, AVW, FAI, PAS, PEN, COM, FIN, FPP, and UPD. The postal clerk may finalize and then reverse the postage statements in order to allow the deletion of the job.
- Any time a container is part of a deleted job, the IM barcodes (container or tray) cannot be reused for 45 days from the time the delete transaction was submitted.

## 4.6 Postage Statement Statuses

The postage statement statuses and the expected action from the Postal Service unless otherwise stated are listed in the table below.

Stage	Definition	Action
AVW	Address verification resulted in warnings.	Verify cost avoidance amounts and then finalize the postage statement.
CAN	A mailer canceled the postage statement.	None. View only.
CON	This statement is part of a consolidated postage statement and cannot be individually updated.	None. View only. Any actions must be performed on the statement that contains the consolidated statements.
ERR	A USPS clerk was unable to finalize a statement due to a system error.	None. View only.
EST	The postage is an estimate based on preliminary postage data, not an actual postage statement. This is only available for postage statements submitted by mailers using Mail.dat files.	Mailers must update the file to complete postage statement entry or cancel the mailing.
FAI	The postage statement failed verification.	Look up the statement on the Dashboard and enter the disposition of the failed statement, such as whether it was sent to rework, additional postage collected, and so on.
FIN	The postage statement has been finalized.	None. View only.
FPP	Finalized Pending Payment	This job status set when the clerk finalizes postage and is only for Periodicals CPP customers. It will be changed to FIN status by a payment request or 28 days after the first day of mailing.
INC	Postage statement entry is incomplete – initial entry was interrupted.	Look up the statement on the Dashboard and complete it.
NAP	The statement is not available for processing by the system. This usually indicates a type of postage statement not supported.	None. View only.
PAS	The postage statement passed MERLIN verification, but was not finalized at the machine.	Finalize the postage statement.
PAV	The postage statement is pending address verification.	Finalize the postage statement. If necessary to finalize without waiting for verification, select the check box to skip address verification when entering verification results.
PEN	The postage statement is pending finalization.	Finalize the postage statement.

Stage	Definition	Action
QMR	A postal employee has performed a Quality Mail Review. The QMR stage only appears on a verification receipts entered by postal employees and does not affect postage statements submitted electronically.	None. View only.
REV	A postal employee has reversed the postage statement transaction.	None. View only.
REW	A verification issue has been identified and the mailing has been returned to the mailer for correction or rework.	Mailing must be updated to correct issues. Send an update to the existing job in the system once issues are resolved.
UPD	A file has been received and a postage statement is available for processing (USPS Processing is Due).	If verification is required, look up the statement on the Dashboard, and initiate verification. If no verification is required, finalize the postage statement.

**Table 4-22 Postage Statement Statuses**

## 5. Mail.dat Field Validation

This section contains the field validations the *PostalOne!* system enforces for Mail.dat file submissions, separated by the record containing the field(s). Although very close, these are not identical validations to the Mail.dat Idealliance specifications; rather, this is how the *PostalOne!* system validates the fields.

The following conventions will apply for each data type in the respective fields as indicated, except as noted in specific record layouts.

**Alphanumeric** = the recommendation is to left-justify these fields, and fill the right with spaces. Job ID, User License Code, and .csm Entry Point – Actual / Delivery – Locale Key fields do not allow special characters (letters and numbers only). Other fields labeled alphanumeric accept uppercase letters, lowercase letters, and numbers plus the characters in Table 5-1 ASCII Symbols Allowed. The number sign # is reserved as a closing character, except for use in the .upa Address field.

Hex	Symbol	Description	Hex	Symbol	Description
20		Space	3B	;	Semicolon
21	!	Exclamation Point	3C	<	Less Than Sign
22	"	Double Quotes	3D	=	Equal Sign
24	\$	Dollar Sign	3E	>	Greater Than Sign
25	%	Percent Sign	3F	?	Question Mark
26	&	Ampersand	40	@	At Symbol
27	'	Single Quote	5B	(	Opening Bracket
28	(	Opening Parenthesis	5C	\	Backslash
29	)	Closing Parenthesis	5D	)	Closing Bracket
2A	*	Asterisk	5E	^	Caret – Circumflex
2B	+	Plus Sign	5F	_	Underscore
2C	,	Comma	60	`	Grave Accent
2D	-	Minus Sign – Hyphen	7B	{	Opening Brace
2E	.	Period	7C		Vertical Bar – Currently Unsupported
2F	/	Slash	7D	}	Closing Brace
3A	:	Colon	7E	~	Equivalency Sign – Tilde

**Table 5-1 ASCII Symbols Allowed**

**Numeric** – The recommendation is to right-justify these fields, and fill the left with zeroes. For example, 123 should be 00123. The *PostalOne!* system will accept some numeric fields without leading zeroes. In this case do not use the

same value with and without leading zeroes (e.g., 00123 and 123) for the same field in the same job or in subsequent transmissions because the *PostalOne!* system considers these to be two different values and will in some cases block update jobs or create extra postage statements for key postage statement generation fields.

**Numeric Decimal** – For some fields, a decimal place is automatically added to the field. Fill smaller numbers with zeroes if necessary to place the decimal in the correct location. For these fields, this technical specification uses the letter v to indicate where the decimal appears. For example, to fit in a field marked as 99v9999, the value 1.23 should be 012300.

If a field does not require the use of conventional values and is not used in the mailing, then use a space-filled field.

**Note:** Fields marked with a single asterisk (\*) are required by the *PostalOne!* system, in addition to the fields required by the *Mail.dat* specification. Fields marked with multiple asterisks indicate a special note at the end of the table. Every file record has a closing character # that must be in the position specified by the *Mail.dat* specification and there must be no further characters after the closing character.

## 5.1 Header Record (HDR)

Header Record (HDR)			
Field	Acceptable Values	Required	Notes
Job ID	Alphanumeric	Required	If numeric only, fill left with zeroes. No special characters allowed. The Job ID Field is user managed and must remain unique within one user license code. <i>PostalOne!</i> does not support updates of this field, only one Job ID is allowed in a Mail.dat file.
Idealliance Version	Alphanumeric	Required	17-1, 17-2, 18-1
Header History Sequence Number	Numeric	Required	Required to be unique for subsequent submission of the same job number. <i>PostalOne!</i> does not support updates of this field; Change the Current Active Header record to change the Header History Sequence Number.
Header History Status	C, H	Required	There must be one current C header record present for a job in a HDR file. All history H records will be ignored
Historical Job ID	Alphanumeric	Required	If numeric only, fill left with zeroes.
Licensed Users Job Number	Alphanumeric		The Licensed User's internal Job Number
Job Name/Title & Issue	Alphanumeric	Required	Applicable Job, Title-Issue, Campaign Name or description
File Source	Alphanumeric	Required	Name of the originator supplying the files
User License Code	Alphanumeric	Required	Required by the <i>PostalOne!</i> system. The Postal Service systems treat the User License Code or provider code as case sensitive. Must begin with an alpha code and may not have spaces or special characters.
Contact Name	Alphanumeric	Required	Originator of File
Contact Telephone Number	Telephone Number	Required	No 000 area codes. Must have 10-digits. Example: 9999999999
Contact Email	Alphanumeric	Required	Email address of who created the iteration of Mail.dat

<b>Header Record (HDR)</b>			
<b>Field</b>	<b>Acceptable Values</b>	<b>Required</b>	<b>Notes</b>
Date Prepared	Date	Required	yyyymmdd – Example: 20061225 (cannot be all zeroes)
Time Prepared	Time	Required	HH:MM – Example: 13:30
Mail.dat Revision	Alphanumeric	Required	Mail.dat version revision number. Default value of “0.0 ” Ex: Mail.dat Version 15.1.0.4 would contain “0.4 ”, left justified space added.
Segment Record Count	Numeric	Required	Must match the record count of the Segment file.
Segment File Status	O,C,D,U,N	Required	O,D, N describes action upon an entire field, C and U indicate individual records only are modified
Mail Piece Unit Record Count	Numeric	Required	Must match the record count of the Mail Piece Unit file.
Mail Piece Unit File Status	O,C,D,U,N	Required	Must be populated with N or O if the Mail Piece Unit file is not included. If populated with O the record count must be greater than 0.
MPU / C Relationship Record Count	Numeric	Required	Must match the record count of the MPU/C Relationship file.
MPU / C Relationship File Status	O,C,D,U,N	Required	Must be populated with N or O if the MPU / C file is not included. If populated with O the record count must be greater than 0.
Mailer Postage Account Record Count	Numeric	Required	Must match the record count of the Mailer Postage Account file.
Mailer Postage Account File Status	O,C,D,U,N	Required	Must be populated with N or O if the Mailer Postage Account file is not included. If populated with O the record count must be greater than 0.
Component Record Count	Numeric	Required	Must match the record count of the Component file.
Component File Status	O,C,D,U,N	Required	Must be populated with N or O if the Component file is not included. If populated with O the record count must be greater than 0.
Component Characteristic Record Count	Numeric	Required	Must match the record count of the Component Characteristics file.
Component Characteristic File Status	O,C,D,U,N	Required	Must be populated with N or O if the Component Characteristics file is not included. If populated with O the record count must be greater than 0.
Container Summary Record Count	Numeric	Required	Must match the record count of the Container Summary Record file.
Container Summary File Status	O,C,D,U,N	Required	Must be populated with N or O if the Container Summary file is not included. If populated with O the record count must be greater than 0.
Container Quantity Record Count	Numeric	Required	Must match the record count of the Container Quantity Record file.
Container Quantity File Status	O,C,D,U,N	Required	Must be populated with N or O if the Container Quantity file is not included. If populated with O the record count must be greater than 0.
Package Quantity Record Count	Numeric	Required	Must match the record count of the Package Quantity Record file.
Package Quantity File Status	O,C,D,U,N	Required	Must be populated with N or O if the Package Quantity file is not included. If populated with O the record count must be greater than 0.
Walk Sequence Record Count	Numeric	Required	Must match the record count of the Walk Sequence Record file. Must be present for Rate Category field in the CQT record is set to A (Saturation-ECR)

<b>Header Record (HDR)</b>			
<b>Field</b>	<b>Acceptable Values</b>	<b>Required</b>	<b>Notes</b>
Walk Sequence File Status	O,C,D,U,N	Required	Must be populated with N or O if the Walk Sequence file is not included. If populated with O the record count must be greater than 0. Must be present for Rate Category field in the CQT record is set to A (Saturation – ECR)
Seed Name Record Count	Numeric	Required	Not supported by <i>PostalOne!</i>
Seed Name File Status	O,C,D,U,N	Required	Not supported by <i>PostalOne!</i>
IJ / C Relationship Record Count	Numeric	Required	Not supported by <i>PostalOne!</i>
IJ / C Relationship File Status	O,C,D,U,N	Required	Not supported by <i>PostalOne!</i>
Piece Detail Record Count	Numeric	Required	Must match the record count of the Piece Detail Record file.
Piece Detail File Status	O,C,D,U,N	Required	Must be populated with N or O if the Piece Detail file is not included. If populated with O the record count must be greater than 0.
Piece Barcode Record Count	Numeric	Required	Must match the record count of the Piece Barcode Record file.
Piece Barcode File Status	O,C,D,U,N	Required	Must be populated with N or O if the Piece Barcode file is not included. If populated with O the record count must be greater than 0.
Special Fee/Charge Record Count	Numeric	Required	Must match the record count of the Special Fee/Charge file.
Special Fee/Charge File Status	O,C,D,U,N	Required	Must be populated with N or O if the Special Fee/Charge file is not included. If populated with O the record count must be greater than 0.
Postage Adjustment Record Count	Numeric	Required	Must match the record count of the Postage Adjustment Record file.
Postage Adjustment File Status	O,C,D,U,N	Required	Must be populated with N or O if the Postage Adjustment file is not included. If populated with O the record count must be greater than 0.
Original Container Identification Record Count	Numeric	Required	Required for copalletization. Must match the record count of the Original Container Identification Record.
Original Container Identification File Status	O,C,D,U,N	Required	Required for copalletization. Must be populated with N or O if the Original Container Identification file is not included. If populated with O the record count must be greater than 0.
Un-Coded Parcel Address Record Count	Numeric	Required	Must match the record count of the Un-Coded Parcel Address file.
Un-Coded Parcel Address File Status	O, C, D, U, N	Required	Must be populated with N or O if the Un-Coded Parcel Address file is not included. If populated with O the record count must be greater than 0.
Special Fee/ Charge Barcode Record Count	Numeric	Required	Not supported by <i>PostalOne!</i>
Special Fee/Charge Barcode Status	O, C, D, U, N	Required	Not supported by <i>PostalOne!</i>
Extra Piece Detail Record Count	Numeric	Required	Not supported by <i>PostalOne!</i>
Extra Piece Detail Status	O, C, D, U, N	Required	Not Supported by <i>PostalOne!</i>
Referenceable Mail Record Count	Numeric	Required	Must match the record count of the Referenceable Mail Record file.

Header Record (HDR)			
Field	Acceptable Values	Required	Notes
Referenceable Mail Status	O, C, D, U, N	Required	Must be populated with N or O if the Referenceable Mail Record file is not included. If populated with O the record count must be greater than 0.
Referenceable Mail Summary Record Count	Numeric	Required	Must match the record count of the Referenceable Mail Summary Record file.
Referenceable Summary Mail Status	O, C, D, U, N	Required	Must be populated with N or O if the Referenceable Mail Summary Record file is not included. If populated with O the record count must be greater than 0.
Referenceable Mail Barcode Record Count	Numeric	Required	Must match the record count of the Referenceable Mail Barcode Record file.
Referenceable Mail Barcode Status	O, C, D, U, N	Required	Must be populated with N or O if the Referenceable Mail Barcode Record file is not included. If populated with O the record count must be greater than 0.
Transportation Summary Record Count	Numeric	Required	Not supported by <i>PostalOne!</i>
Transportation Summary Record Status	O, C, D, U, N	Required	Not supported by <i>PostalOne!</i>
Transportation Geo-Data Record Count	Numeric	Required	Not supported by <i>PostalOne!</i>
Transportation Geo-Data Record Status	O, C, D, U, N	Required	Not supported by <i>PostalOne!</i>
Transportation Detail Record Count	Numeric	Required	Not supported by <i>PostalOne!</i>
Transportation Detail Record Status	O, C, D, U, N	Required	Not supported by <i>PostalOne!</i>
Transportation Container Record Count	Numeric	Required	Not supported by <i>PostalOne!</i>
Transportation Container Record Status	O, C, D, U, N	Required	Not supported by <i>PostalOne!</i>
Transportation Container Status Record Count	Numeric	Required	Not supported by <i>PostalOne!</i>
Transportation Container Status Record Status	O, C, D, U, N	Required	Not supported by <i>PostalOne!</i>
Mail.dat Presentation Category	P, M, C, E, N, I, T	Required	Use P for presort, M for MLOCR and C or E for Consolidated Internal/External Copal job with linked logical and presort mailings, N for Priority Mail. There must be one and only one Segment ID if the Header Mail.dat Presentation category is M. Use M to receive VAR/CVAR refund transaction.
Original Software Vendor Name	Alphanumeric	Required	Originator company name of this Mail.dat
Original Software Products Name	Alphanumeric	Required	Originator product name of this Mail.dat
Original Software Version	Alphanumeric	Required	Originator software version of this Mail.dat
Original Software Vendors Email	Alphanumeric	Required	Originator software company email address
Mail.dat Software Vendor Name	Alphanumeric	Required	In-house proprietary software, transmitting agent, name of author



Header Record (HDR)			
Field	Acceptable Values	Required	Notes
Mail.dat Software Products Name	Alphanumeric	Required	Name of product
Mail.dat Software Version	Alphanumeric	Required	Version of software creating the transmitted Mail.dat
Mail.dat Software Vendors Email	Alphanumeric	Required	Email address of party creating product name above
Software Vendors ZAP Option	Numeric	Required	Required for Periodicals with original or preliminary container status. This differs from the Mail.dat specification.
Zone Matrix Date	Numeric		YYYYMMDD
eDoc Sender Crid	Alphanumeric		
Information Exchange	Alphanumeric		
User Option Field	Alphanumeric		
Closing Character	#	Required	Required. No characters are permitted after the closing character.

Table 5-2 Header Record – HDR

## 5.2 Segment Record (SEG)

Segment Record (SEG)			
Field	Acceptable Values	Required	Notes
Job ID	Alphanumeric	Required	Must match Job ID of Header Record.
Segment ID	Alphanumeric	Required	If numeric only, fill left with zeroes. There must be at least one Segment ID. There must be one and only one Segment ID if the Header Mail.dat Presentation category is M. <i>PostalOne!</i> does not support updates of this field, only inserts of new records are supported for the key fields.
Segment Description	Alphanumeric		Describe string; EX: Spring – Remain
Class Defining Preparation	1,2,3,4,6	Required	1 = First Class 2 = Periodicals 3 = Standard Mail 4 = Package Services 6 = Std/Periodicals Co –Mailings For Pending Periodicals, use 2. Must also populate Principal Processing Category.
Principal Processing Category	LT, FL, CD, CM, IR, MP, PF, NP	Required	Describes the physical processing category the mail piece qualify for. Must also populate Class Defining Preparation. Must contain same value as .mpu Processing Category. Principal Processing Category is validated by class as follows. First-Class Mail: LT, FL, CD, PF Periodicals: LT, FL, IR Standard Mail: LT, FL, MP, IR, CM Package Services: FL, MP, IR
Substituted Container Prep	S,T		Denotes if an alternate container is used for preparation and submission of mailing. Ex: Sacking an automated letter.



Segment Record (SEG)			
Field	Acceptable Values	Required	Notes
Periodicals Newspaper Treatment	Y,N		If Periodicals publications are eligible for “Newspaper” handling
Logical/Physical Container Indicator	L,P	Required	Indicates Logical or Physical containers types in the .csm. When populated with L at least one container must be logical. When populated with P no container type can be logical.
Log/Phy Package Indicator	L,P	Required	Indicates Logical of Physical container
LOT Database Date	Date	Required	YYYYMMDD ( cannot be all zeroes) – Example: 20130127.  Note: Fill with 00010101 if no date available; lack of a valid date may impact rate eligibility.
Verification Facility Name	Alphanumeric	Required for the <i>PostalOne!</i> system.	Name of mailing facility where verification occurs
Verification Facility ZIP+4	Numeric	Required for the <i>PostalOne!</i> system.	Fill with the ZIP Code + 4 without a hyphen. Example: 123451234. The facility at this ZIP Code.
L.O.T. Direction Indicator	F,R		
Barcode Verifier Indicator	Y,N	Conditionally required	Required for MLOCR Presentation Category.
Package Services Packaging Criteria	PC,PD,CB	Optional	
Automation Coding Date	Date	Required	YYYYMMDD – Example: 20140127. Fill with 00010101 if no date available or no automation mail; lack of a valid date may impact price eligibility. The system will validate that Automation Coding Date cannot be more than 180 calendar days before the .csm Postage Statement Mailing Date for Non-Carrier Route Mail (CQT Rate Category is E, H, L, L1, L2, L3, or L4). The system will validate that Automation Coding Date cannot be more than 90 calendar days before the .csm Postage Statement Mailing Date for Carrier Route Mail (CQT Rate Category is A, B, D, AF, BF, DF, or O). In the case of multiple dates, the system will use the oldest date that is not the default date of 00010101.
Carrier Route Coding Date	Date	Required	YYYYMMDD – Example: 20140127. Fill with 00010101 if no Carrier Route Mail. In the case of multiple dates, the system will use the oldest date that is not the default date of 00010101.
Carrier Route Sequencing Date	Date	Required	YYYYMMDD – Example: 20140127. Fill with 00010101 if no Carrier Route Mail. In the case of multiple dates, the system will use the oldest date that is not the default date of 00010101.
Move Update Date	Date	Conditionally required	Required for Move Update Method values 1, 2, 3, and 5. YYYYMMDD – Example:20140127. If not applicable use 00010101

Segment Record (SEG)			
Field	Acceptable Values	Required	Notes
Detached Mailing Label Indicator	A, B, Blank		A = Detached Address Label, B = Detached Marketing Label, Blank = Not Applicable Detached Address Labels are supported for Mail.dat Standard Mail Enhanced Carrier Route Flats and Parcels postage statements for the following Class, Processing Category and Rate Category combinations: Class: Standard Mail Processing Category: FL = Flats, IR = Irregular Parcels, MP = Machinable Parcels Rate Category: A = Saturation ECR, B = High Density ECR, D = Basic ECR Class: Bound Printed Matter, Processing Category: FL = Flats
eDoc Sender CRID	Alphanumeric	Required by the <i>PostalOne!</i> system	This USPS-assigned id, CRID, will be used by the USPS to uniquely identify the submitter of electronic documentation to the <i>PostalOne!</i> system. This field will be used to identify eDoc submitter, which may be different from the mail preparer, mail owner, and scheduler roles. Use only numeric characters, left justify and do not add leading zeroes. The Mail Facility ID or eDoc Sender CRID must be a valid CRID associated to the user account that uploaded the file This field must be the same across all records in the .seg file.
Container and Bundle Charge Method	1,2,3,0	Required	For periodicals populate with a non zero value. For all non-periodicals populate with zero. 0 = Non-periodicals 1 = Charge all to a 3 <sup>rd</sup> Party 2 = Charge all to one of the publications 3 = Charge proportionately by copies to each of the publications
MPA ID for Container and Bundle Charge Method	Alphanumeric		Only enter if Container and Bundle Charge Method is 1 or 2. This ID should match the MPA – Unique Sequence/Grouping ID in the MPA file. Container and Bundle Charge Method 1 is not fully supported and requires manual entry of a container and bundle statement for the third party payer; in this case the MPA ID for Container and Bundle Charge Method is ignored.
Less Than a Presort Segment Presentation	Y,N		If this field is Y for Periodicals, the CQT container allocation and PQT bundle allocation fields are used to calculate container and bundle charges.

Segment Record (SEG)			
Field	Acceptable Values	Required	Notes
Full-service Participation Indicator	F,M, blank		For values F or M a PDR file is expected to document the all mailpieces in the job. The <i>PostalOne!</i> system validates: (1) that a job containing all full-service mailpieces (SEQ Full-Service Participation Indicator value F) contains all full-service mailpieces (all CQT Service Level Indicator values are F); (2) that a job containing a mixture of full-service mailpieces with non-full-service mailpieces (SEQ Full-Service Participation Indicator value M) contains at least one full-service mailpiece (one CQT Service Level Indicator with value F); (3) that a job containing all non-full-service mailpieces (SEQ Full-Service Participation Indicator value blank) contains no full-service mailpieces (no CQT Service Level Indicator with value F).
Move Update Method	0,1,2,4,5,6,7, 8		Populate only for First Class or Standard Mail with presorted or automation prices.
Delivery Statistics File Date	Numeric	Required	YYYYMMDD ( cannot be all zeroes) Date when the Delivery Statistics file was used for reporting on the postage statements. In the case of multiple delivery statistics file dates, the oldest date should be used for populating this field. Whenever this field is populated with a value other than 00010101, before finalizing the postage statement, the acceptance personnel will be required to populate a new field for number of pieces of mail bearing a simplified address.
Information Exchange	Alphanumeric		This field is for the exchange of private information between sender and catcher.
User Option Field	Alphanumeric		Available for customer data for unique user application
Mailing Agreement Type	Alphanumeric		
FCM Letter Residual Preparation Indicator	M, blank		M = Mixed (the statements in the segment have residual pieces with less than or equal to 3.5 ounces ) Blank = Separated or Not applicable (if the statements in the segment have residual pieces with less than or equal to 3.5 oz. then they are separated in containers/trays; otherwise this field is not applicable)
Handling Unit Uniqueness Manager CRID	Alphanumeric	Currently not supported by <i>PostalOne!</i>	USPS assigned CRID will be used to uniquely identify the party responsible for maintaining handling unit uniqueness 0-9 acceptable values
Container Uniqueness Manager CRID	Alphanumeric	Currently not supported by <i>PostalOne!</i>	USPS assigned CRID used to uniquely identify the party responsible for maintaining container uniqueness 0-9 acceptable values
SEG Record Status	O,D I,U	Required	
Reserve	Alphanumeric		

Segment Record (SEG)			
Field	Acceptable Values	Required	Notes
Closing Character	#	Required	No characters are permitted after the closing character.

Table 5-3 Segment Record – SEG

### 5.3 Mail Piece Unit (MPU)

Mail Piece Unit (MPU)			
Field	Acceptable Values	Required	Notes
Job ID	Alphanumeric	Required	Must match Job ID of Header
Segment ID	Alphanumeric	Required	Must match Seg ID of Segment. The Segment ID and Mail Piece Unit ID combination of a MCR record must match a Segment ID and Mail Piece Unit ID combination in a MPU record.
Mail Piece Unit ID	Alphanumeric	Required	Must be unique within a job. If numeric only, fill left with zeroes. Must have a corresponding MCR record. There must be at least one Mail Piece Unit ID for each Segment ID. For HDR Presentation category value MLOCR, there must be an MPU ID corresponding to each CQT file record having Mail Piece Unit – Class value 1 Mail Piece Unit – Processing Category value LT, Mail Piece Unit – Class value 1 Piece Unit – Processing Category value CD or Mail Piece Unit – Class value 3 Piece Unit – Processing Category value LT. The Segment ID and Mail Piece Unit ID combination of a MCR record must match a Segment ID and Mail Piece Unit ID combination in a MPU record. <i>PostalOne!</i> does not support updates of this field, only inserts of new records are supported for the key fields.
Mail Piece Unit Name	Alphanumeric	Required	Must be unique within a segment.
Mail Piece Unit Description	Alphanumeric		Unique name for each specific version created in the mailing
Mail Piece Unit – Weight	Numeric Decimal	Required	99v9999 (decimal point implied) Weight of a copy Used to calculate postage
MPU – Weight: Source	A,P,C,L	Required by the <i>PostalOne!</i> system.	
MPU – Weight: Status	M,P,F,N	Required	
Mail Piece Unit – Length	Numeric Decimal		999v9999 (Decimal point implied) Length of a copy. If MPU Surcharge is D, then this field must contain a valid non-zero value.
Mail Piece Unit – Width	Numeric Decimal		999v9999 (Decimal point implied) Width of a copy. If MPU Surcharge is D, then this field must contain a valid non-zero value.
Mail Piece Unit – Thickness	Numeric Decimal		999v9999 (Decimal point implied) Thickness of a copy If MPU Surcharge is D, then this field must contain a valid non-zero value.

Mail Piece Unit (MPU)			
Field	Acceptable Values	Required	Notes
Mail Piece Unit – Class	1,2,3,4,5	Required	If populated MPU – Rate Type and MPU – Processing Category must be populated.
Mail Piece Unit – Rate Type	R,C,P,L,S,B,F,N ,D,W,Y,E,E1,E2,E5,E6,E7,O,J,K,T,T1,T2,T3,T4,T5	Required	If MPU – Class is populated, First-Class Mail: R Periodicals: R, N, S, C, W, Y Standard Mail: R,N Package Services: B, P, L, F, D Priority Mail: E, E1, E2, E5, E6, E7, O, J, K, T, T1, T2, T3,T4,T5 <i>The .mpu Rate Type will not be used as a postage statement generation variable when the .hdr Presentation Category is N = Single Piece for Priority Mail.</i>
Rate Schedule	P, N, R, blank		Use P for Commercial Plus, blank for Commercial Base. Do not use NSA.
Mail Piece Unit – Processing Category	LT,FL,CD,MP,IR ,OS, PF,CM	Required	First-Class Mail: LT, CD, FL, PF Periodicals or Pending Periodicals: LT, FL, IR Standard Mail: LT, FL, MP, IR, CM Package Services: FL, IR, MP Must be the same as the .seg Principal Processing Category.
MPU Surcharge	N,O,P,Q,R,S,1,2 ,D	Required	If MPU Surcharge is D, then MPU Length, MPU Width, and MPU Thickness must contain valid non-zero values.
Co-Palletization Code	Alphanumeric	Required	
Machinability Indicator	Y, U, N, blank		For more information, see the Machinability Indicator Values table.
Pre-Denominated Amount	Numeric		9999v9 (decimal point implied) For Postage Affixed
Postage Affixed Type	S,M		Postage Affixed Type field cannot be populated when the .mpa Postage Payment Method is populated with P = Permit
Standard Parcel Type	M, F, S, L, Blank		
User Option Field	Alphanumeric		Customer data for unique user application
Move Update Supplier CRID	Alphanumeric	Currently not supported by <i>PostalOne!</i>	USPS assigned CRID used to uniquely identify the party responsible for compliance with USPS move update requirements 0-9 acceptable values
Piece Uniqueness Manager CRID	Alphanumeric	Currently not supported by <i>PostalOne!</i>	USPS assigned CRID used to uniquely identify the party responsible for maintaining piece lmb uniqueness 0-9 acceptable values
MPU Record Status	O,D I, U	Required	
Grouped Extra Service Type	B, F	Currently not supported by <i>PostalOne!</i>	Identifies the type of grouped extra service
Grouped Extra Service Barcode	Alphanumeric	Currently not supported by <i>PostalOne!</i>	Identifies Intelligent Mail Package Barcode

Mail Piece Unit (MPU)			
Field	Acceptable Values	Required	Notes
Reserve	Alphanumeric		
Closing Character	#	Required	No characters are permitted after the closing character.

**Table 5-4 Mail Piece Unit – MPU**

### 5.3.1 Mail Piece Unit – Class Values

The *PostalOne!* System supports the following mail classes (Mail Piece Unit – Class in the MPU file) for electronic data submission:

Value	Class	Processing Category
1	First-Class	CD, LT, FL, PF
1	Priority Mail (must also use Mail.dat Presentation Category of N)	PF, FL, LT
2	Periodicals	LT, FL, IR
3	Standard Mail	LT, FL, IR, MP, CM
4	Package Services	FL, IR, MP
5	Pending Periodicals	LT, FL, IR
6	Combined Mail of Periodicals and Standard Mail Flats (uses SEG)	FL

**Table 5-5 Supported Mail Piece Unit – Class Values**

### 5.3.2 Mail Piece Unit – Machinability Indicator Values for Periodicals Mailings

For Periodicals mailings, Machinability Indicator (MPU) values map to the following presort levels and piece prices.

Nonmachinable Flat Size Periodicals claim a Machinable piece price for 5-Digit Barcoded. Otherwise, follow the Nonmachinable and Parcels prices.

Periodicals parcels claim the Nonbarcoded Nonmachinable piece prices on the Parcels lines.

This field should not be Blank for Letters or Flats.

Value	Presort Level	Piece Prices
Y	All	Machinable Flats
U	3-Digit, ADC, Mixed ADC	Nonmachinable Flats
U	5-Digit Barcoded	Machinable Flats
N	All	Parcels
Blank	All	None

**Table 5-6 Machinability Indicator Values for Periodicals**

## 5.4 MPU/C Relationship Record (MCR)

MPU/C Relationship Record			
Field	Acceptable Values	Required.	Notes
Job ID	Alphanumeric	Required	Must match Job ID of Header.



MPU/C Relationship Record			
Field	Acceptable Values	Required.	Notes
Segment ID	Alphanumeric	Required	Must match Seg ID of Segment. The Segment ID and Mail Piece Unit ID combination of a MCR record must match a Segment ID and Mail Piece Unit ID combination in a MPU record.
Mail Piece Unit ID	Alphanumeric	Required	Must match MPU ID of MPU. Must have an MCR for every MPU ID and Segment ID.
Component ID	Alphanumeric	Required	Must match CPT ID of CPT. Must have an MCR for every CPT.
Primary MPA ID	Alphanumeric	Required	Must match the MPA – Unique Sequence/Grouping ID in the MPA file. For each component record that has a container status of R (Ready to Pay), a class defining preparation of 2 (Periodicals), and a component class/component rate type of 1 (First-Class)/R (Regular), 3 (Standard)/R (Regular), or 3 (Standard)/N (Nonprofit) the MCR Primary MPA ID must be provided and must have a valid Permit Number and a valid Postage Payment Method in the MPA file.
Additional Postage MPA ID	Alphanumeric		For metered or precanceled stamp postage, <i>PostalOne!</i> validation requires an MPA file detailing the permit to be charged for additional postage. The additional postage MPA ID must be used in the Additional Postage MPA ID field of the MCR file. Additional postage may only be charged to a permit imprint account.
Host Statement Component ID	Alphanumeric	Conditionally Required	Required when a Mail Piece Unit ID is associated to multiple Component IDs within the .mcr file. If numeric only, fill left with zeroes. The Host Statement Component ID must have a matching Component ID in the CPT file and is required to be populated for the following scenarios Multiple Hosts: For Periodical Co-Mailings, there will be multiple hosts within the same MPU. The incidentals must reference the correct Host Statement Component ID. Non-Incidental and Incidental Enclosures: If there is a non-incidental enclosure (the non-incidental enclosure is its own host) and one or more incidental enclosures, the incidental enclosures must reference the appropriate Host Statement Component ID. Periodicals Ride-Along appears with more than one host Periodical. See Full-service Data Distribution – PDR File Option using Component record.
Host Indicator of Ad Computation	Y,N, blank		
Postage Adjustment MPA ID	Alphanumeric		Must match the MPA – Unique Sequence/Grouping ID containing the permit imprint account used to pay for adjusted postage
MCR Record Status	O,D,I,U	Required	
Reserve	Alphanumeric		
Closing Character	#	Required	No characters are permitted after the closing character.

**Table 5-7 MPU/C Relationship Record – MCR**

## 5.5 Mailer Postage Account Record (MPA)

Mailer Postage Account Record			
Field	Acceptable Values	Required	Notes
Job ID	Alphanumeric	Required	Must match Job ID of Header.
MPA – Unique Sequence/Grouping ID	Alphanumeric	Required	If numeric only, fill left with zeroes. Must match to MCR record Primary MPA ID or Additional Postage MPA ID or Postage Adjustment MPA ID. This sequence number is not the sequence number on the postage statement (a system generated number.) <i>PostalOne!</i> does not support updates of this field, only inserts of new records are supported for the key fields.
MPA – Description	Alphanumeric		
USPS Publication Number	Alphanumeric	Required	Mutually exclusive with Permit Number field. Use only for Periodicals mailings. Do not use for Pending Periodicals. The USPS Publication Number must be active at the Post Office location designated by the required Permit ZIP +4. The Postage Payment Method is required. This Publication Number at the finance number inferred from the MPA Permit ZIP+4 must have the postage authorizations required in the Component – Rate Type or Mail Piece Unit – Rate Type. The USPS Publication Number cannot contain leading zeroes.
Permit Number	Alphanumeric	Required	Mutually exclusive with Publication Number field. Use for all non-Periodicals, including Pending Periodicals. The permit must be active at the Post Office location designated by the required Permit ZIP + 4. The Postage Payment Method is required. This permit number at the finance number inferred from the MPA Permit ZIP+4 must have the postage authorizations required in the Component – Rate Type or Mail Piece Unit – Rate Type. In the case of a non-incident enclosure in the Periodicals class, for each container record that has a container status of R (Ready to Pay), a Seg class defining preparation of 2 (Periodicals), and a component class/component rate type of 1 (First-Class)/R (Regular), 3 (Standard)/R (Regular), or 3 (Standard)/N (Nonprofit) the MCR Primary MPA ID must be provided and must have a valid Permit Number and a valid Postage Payment Method in the MPA file. Permit Number is not unique. Permit Number, Permit Type and Permit ZIP + 4 is unique. Permit Number cannot contain leading zeroes.

Mailer Postage Account Record			
Field	Acceptable Values	Required	Notes
Permit ZIP+4	Alphanumeric	Required	All Mailer Postage Account (MPA) records must have a value in the Permit ZIP+4/Postal Code field. The Permit ZIP+4 value must be the ZIP Code associated with the Post Office location where the permit is held or the original or additional entry office where the USPS Publication Number is held. The <i>PostalOne!</i> system requires the Permit ZIP+4 field as part of the information necessary to uniquely identify a Permit number or USPS Publication Number at a Post Office location. For the <i>PostalOne!</i> system to complete an end-to-end transaction, Permit ZIP+4 information must be included with all postage transactions. Mail.dat validation use the first finance number found.
Mail Owners Lcl Permit Ref Num / Int.I Bill Num	Alphanumeric		If populated, determines nonprofit authorization for Standard Mail. This field will generate separate postage statements for each owner in the case that a single permit holder is paying postage for several mail owners that are different from the permit holder. Mail Owners Lcl Permit Ref Num / Int.I Bill Num cannot contain leading zeroes.
Mail Owners Lcl Permit Ref Num/ Int.I Bill Num – Type	S,M,P,G,V,H	Required	Used to determine the permit type for the Mail Owners Lcl Permit Ref Num / Int.I Bill Num. (V is for a ghost permit type GH; G is for permits that pay via the Official Mail Accounting System OMAS.) See the Full-service Data Distribution.
Postage Payment Option	C,D,V,O,T,B		
Customer Reference ID	Alphanumeric		The system will accept up to 999 Customer Reference IDs in a Job.
Postage Payment Method	S,M,P,C,L,I,G,T	Conditionally Required	Only required if Permit Number or Publication Number is present. Used to infer permit type except when USPS Publication Number is selected and permit type is set to PE. The Postage Payment Method must be set to P when the Class is 4 for Package Services and the Rate Type is B for Bound Printed Matter. The Postage Payment Method must be set to P for a Mail.dat job that includes Permit Reply Mail. Select T when the Class is 5 for Pending Periodicals. Postage Affixed: For Postage Payment Methods S=Stamp and M=Metered Neither the MPU Pre-Denominated Amount is the amount of postage affixed. For postage payment L=Metered Lowest, all pieces must be identical weight and the lowest price piece in the mailing is the calculated amount of postage affixed. For postage payment method C=Metered Correct, the correct price is the calculated amount of postage affixed and no postage is due.
Federal Agency Cost Code	Alphanumeric		This five-digit field may include leading zeroes, is optional, and displays on the postage statements for Official Mail. The Federal Agency Code is a three-digit field required for Official Mail and is located on the Permit Number record at the acceptance office in <i>PostalOne!</i> when the Permit Type is Official Mail.

Mailer Postage Account Record			
Field	Acceptable Values	Required	Notes
Non-Profit Authorization Number	Alphanumeric		Exists for mailer convenience. <i>PostalOne!</i> uses the Permit Number or if populated the Mail Owners Lcl Permit Ref Num / Int.l Bill Num to find the authorization number.
Title	Alphanumeric		Exists for mailer convenience.
Mailer ID of Mail Owner	Alphanumeric	Conditionally Required	Must be all numbers. A Mailer ID is always six numbers or nine numbers. May have leading zeroes if significant. Left-justify and do not add leading zeroes to a six digit Mailer ID to make nine digits. Postal Service assigned. See Full-service Data Distribution.
CRID of Mail Owner	Alphanumeric	Conditionally Required	Postal Service assigned. Use only numeric characters, left justify and do not add leading zeroes. See Full-service Data Distribution.
Mailer ID of Preparer	Alphanumeric	Conditionally Required	Must be all numbers. A Mailer ID is always six numbers or nine numbers. May have leading zeroes if significant. Left-justify and do not add leading zeroes to a six digit Mailer ID to make nine digits. Postal Service assigned. See Full-service Data Distribution.
CRID of Preparer	Alphanumeric	Conditionally Required	Postal Service assigned. Use only numeric characters, left justify and do not add leading zeroes. See Full-service Data Distribution.
User Option Field	Alphanumeric		
Payment Account Number	Alphanumeric	Conditionally Required	Must be left justified, no leading zeroes, and no leading spaces. It is a mandatory field for Mail Anywhere
MPA Record Status	O,D,I,U	Required	
Reserve	Alphanumeric		
Closing Character	#	Required	No characters are permitted after the closing character.

**Table 5-8 Mailer Postage Account Record – MPA**

## 5.6 Component Record (CPT)

Component Record (CPT)			
Field	Acceptable Values	Required	Notes
Job ID	Alphanumeric	Required	Must match Job ID of Header.
Component ID	Alphanumeric	Required	Must have a corresponding MCR record. <i>PostalOne!</i> does not support updates of this field, only inserts of new records are supported for the key fields.
Component Description	Alphanumeric		The CPT Component Description is an optional field (may be left blank or may have any description convenient to the mailer) and does not determine enclosure type or class.
Component – Weight	Numeric Decimal	Required	99v9999 pounds (decimal point implied)
Component – Weight: Source	A,P,C,L		Source of a piece
Component – Weight: Status	M,P,F,N		Optional. The Idealliance Mail.dat Specification shows this Required.
Component – Length	Numeric		Length of a copy 99v9999 (decimal point implied)

<b>Component Record (CPT)</b>			
<b>Field</b>	<b>Acceptable Values</b>	<b>Required</b>	<b>Notes</b>
Component – Width	Numeric		Width of a copy 99v9999 (decimal point implied)
Component – Thickness	Numeric		Thickness of a copy 99v9999 (decimal point implied)
Component – Periodical Ad Percentage	Numeric Decimal		999v99. Must be greater than or equal zero and less than or equal 100.00. Required for Periodicals if the CPT Periodical Ad% Treatment is B or S. If Component – Periodical Ad Percentage is blank, Periodical Ad% Treatment must Blank, B or N. If Component – Periodical Ad Percentage is zero, Periodical Ad% Treatment must Blank, B, N or S. If Component – Periodical Ad Percentage is greater than zero, Periodical Ad% Treatment must be B, N or S. Component (CPT) Ad % Basis is only required when there are multiple components in the mail piece unit (MPU) with a Periodical Ad% Treatment value of S. See Section 6.1 for an explanation of how Ad % Basis is used to calculate Ad % for the publication when there are multiple components with Ad % Treatment = S.
Component – Periodical Ad Percentage: Status	N,P,F		Required for Periodicals if the CPT Periodical Ad% Treatment is B or S.
Component – Class	1,2,3,4,5,9	Required	Required, populate all three of Component – Processing Category and Component – Rate Type, and Component – Processing Category.
Component – Rate Type	R, N, S, C, B, , P, L, F, B, E, G, I, J, O, K, D, W, Y, H, M, Z, V	Required	Required, populate all three of Component – Processing Category and Component – Rate Type, and Component – Processing Category. For MPU Class 1 the Rate Type must be R, E, G, J, K, O, T, I, or V. For MPU Class 2 or 5, the Rate Type must be R, N, S, C, W, Y, H, Z, or M. For MPU Class 3, the Rate Type must be R, N, or M. For First-Class (CPT Class 1) enclosures in Periodicals or Bound Printed Matter (MPU Class 2, 4, or 5) the Rate Type must be R or Z. For Standard Mail (CPT Class 3) enclosures in Periodicals or Bound Printed Matter (MPU Class 2, 4, or 5) the Rate Type must be R, Z or M. For MPU Class 4 the Rate Type must be B, P, L, F, or D.
Component – Processing Category	LT, FL, CD, CM, NB, NP, MP, IR, PF, or NA	Required	Populate all three of Component – Processing Category and Component – Rate Type, and Component – Processing Category. Must match processing category in the MPU unless the component is an enclosure.
Mailer ID of Mail Owner	Alphanumeric		Must be all numbers. A Mailer ID is always six numbers or nine numbers. May have leading zeroes if significant. Left-justify and do not add leading zeroes to a six digit Mailer ID to make nine digits. USPS Mailer ID. See Full-service Data Distribution.
CRID of Mail Owner	Alphanumeric		USPS CRID. Use only numeric characters, left justify and do not add leading zeroes. See Full-service Data Distribution.
Periodical Ad%	B,S,N		For Periodicals, CPT Periodical Ad Percentage greater

Component Record (CPT)			
Field	Acceptable Values	Required	Notes
Treatment			than or equal zero and less than or equal 100.00 is required if this field is S. If Component – Periodical Ad Percentage is blank, Periodical Ad% Treatment must Blank, B or N. If Component – Periodical Ad Percentage is zero, Periodical Ad% Treatment must Blank, B, N or S. If Component – Periodical Ad Percentage is greater than zero, Periodical Ad% Treatment must be B, N or S. The Component file Ad % Basis value is required and must be greater than zero for each component with a Periodical Ad% Treatment value of S if there are multiple components with a Periodical Ad% Treatment value of S.
Periodical Volume Number	Alphanumeric		If this field has a value, Periodical Issue Number is required or the job will be rejected.
Periodical Issue Number	Alphanumeric	Conditionally Required	Required if Volume Number is populated. The job will be rejected if Volume Number is filled, but Issue Number is empty.
Periodical Issue Date	Date		YYYYMMDD – Example: 20061225. See Issue Date Values below for suggested values. Only required for Periodicals.
Periodical Frequency	Numeric		<i>PostalOne!</i> uses the frequency on the publication record at the Post Office location. If Periodical Frequency is missing, the <i>PostalOne!</i> system treats the field as blank and continues processing. This Periodical Frequency is printed as the frequency per year on the Periodicals postage statement.
Equivalent User License Code	Alphanumeric		Use with Equivalent Mail.dat Job ID and Equivalent Component ID.** The Postal Service systems treat the Equivalent User License Code as case sensitive. Required for equivalents to cross Job IDs.
Equivalent Mail.dat Job ID	Alphanumeric		Use with Equivalent User License Code and Equivalent Component ID. ** Required for equivalents to cross Job IDs.
Equivalent Component ID	Alphanumeric		Use with Equivalent User License Code and Equivalent Mail.dat Job ID. **
Equivalent Component Type	W,B, blank		For Periodicals only.
Ad % Basis	Numeric		9999v99 The Component file Ad % Basis value is required and must be greater than zero for each component with a Periodical Ad% Treatment value of S if there are multiple components with a Periodical Ad% Treatment value of S.
Component Title	Alphanumeric		Exists for mailer convenience.
Standard Parcel Type	M, F		
User Option Field	Alphanumeric		The USPS will use the content in this field for display of marketing information by MyPost
CPT Record Status	O,D,I,U	Required	
Closing Character	#	Required	No characters are permitted after the closing character.



**Table 5-9 Component Record – CPT**

**5.6.1 Component Record – Issue Date Values**

For the Issue Date field, use the date the publisher provides in the issue if it is a month, day and year format. In all cases, if there is a cover/issue date on a publication, use that date as the issue date.

If no date has been provided, use the table below. This is an optional method to standardize the usage of the issue date. The Pricing and Classification Service Center (PCSC) provided these suggested dates. Any method to standardize the issue date is acceptable if it meets the requirement that all postage statements for the same issue have the same issue date. Look up the frequency of the issue and then use the month, day and year provided. If two issues occur on the same date, use the Volume Number and Issue Number to differentiate the issues.

Frequency	Issue	Use Date
Quarterly (if not dated, or no month & year)	First Quarter	1/1/YYYY
	Second Quarter	4/1/YYYY
	Third Quarter	7/1/ YYYY
	Fourth Quarter	10/1/ YYYY
Seasonal (if not dated, or no month & year)	Spring	3/21/ YYYY
	Summer	6/21/ YYYY
	Fall	9/21/ YYYY
	Winter	12/21/ YYYY
Monthly (if not dated) or any other frequency using only a Month & Year as issue date	Month & Year	M/1/YYYY
Semimonthly (if not dated)	First Issue of Month	M/1/YYYY
	Second Issue of Month	M/15/YYYY
Bimonthly (if not dated)	First Month of Issue	
	e.g. Jun-Jul 2006	6/1/2006
	Dec 05/Jan 06	12/1/2005
		etc.

**Table 5-10 Suggested Issue Date Values by Frequency**

*Note: All Special/Extra issues or other frequencies should have an issue date.*

**5.6.2 Component Record – Addressed Supplement Scenarios**

These scenarios require that

1. Each addressed supplement with a unique weight and/or advertising percentage must have its own Component and its own Mail Piece Unit.
2. The Mail Piece Unit – Class for the host publication and for the addressed supplement shall have values 2 or 5.
3. The Mail Piece Unit – Rate Type for the host publication and for the addressed supplement shall have values R, N, C, S, Y, or W.
4. The Component File Component – Class for the addressed supplement shall have values 2 or 5.
5. The Container Quantity (CQT) fields Copies and Pieces must be populated with the actual number of addressed supplements copies and pieces. (Note: These copies and pieces are used to calculate pound postage and bundle and container postage but copies are automatically set to zero to calculate piece postage. In pound postage these copies count for the weight but not for subscriber or nonsubscriber copies.)
6. The Package Quantity (PQT) fields Copies and Pieces must be populated with the actual number of addressed supplements copies and pieces.

*Note: These copies and pieces are used to calculate pound postage and bundle and container postage but copies are automatically set to zero to calculate piece postage. In pound postage these copies count for the weight but not for subscriber or nonsubscriber copies.)*

Both the host publication and the addressed supplement Component file Periodical Ad % Treatment must be S. However, the Ad % may be zero.

If the addressed supplement is claiming full-service and using the Intelligent Mail Range Record, the Intelligent Mail Range Class must be value 2.

If the addressed supplement is claiming full-service and using the Piece Detail Record, associate the Intelligent Mail Barcode to the appropriate Piece Detail Record and Container Quantity Record CQT Database ID for the Mail Piece Unit ID for the addressed supplement.

A host publication may have ride-alongs, repositionable notes, incidental and non-incidental enclosures. The following scenarios show the host publication without these options. For a normal supplement sent with the host publication the requirement is to associate both the supplement and the host publication components with the host publication mailpiece unit. (See the Idealliance Mail.dat Specification – Special Usage Scenario – Periodical With First Class or Standard Mail Enclosure – Table title: Treatment within the Component Record of various types of enclosures & attachments #3 Periodicals Supplement) However, for an addressed supplement we associate the addressed supplement to a mail piece unit and the host publication to a different mail piece unit. The simplest scenario for an addressed supplement is represented as follows.

Piece	Component ID	Mail Piece Unit ID	Component – Rate Type
Host	CPT1	MPU1	R
Addressed Supplement	CPT2	MPU2	Z

Associate the Component ID of the addressed supplement and its repositionable notes, ride alongs, or nonincidental enclosures to the Mail Piece Unit ID of the addressed supplement in the MPU/C Relationship Record (MCR) file. (See scenarios 1-3 below). In Scenario 4, a Mail.dat file may have multiple editions of addressed supplements (various copy weights and advertising percentage) for a single host book. In Scenario 5, the same addressed supplement (same copy weight and advertising percentage) may be assigned to multiple MPU IDs for customer convenience. In Scenario 6, a Mail.dat job may have only addressed supplements without their host publication.

### SCENARIO 1: Addressed Supplement with Repositionable Notes

This scenario illustrates a file submission describing a mailing with Addressed Supplement associated with an Incidental Enclosure of type Repositionable Note (Component Rate Type M).

Piece	Component ID	Mail Piece Unit ID	Component – Rate Type
Host	CPT1	MPU1	R
Addressed Supplement	CPT2	MPU2	Z
Addressed Supplement			
Repositionable Note	CPT3	MPU2	M

*Note: \*Addressed Supplements can be associated with multiple Incidental Enclosures.*

### SCENARIO 2: Addressed Supplement with Ride-Alongs

This scenario illustrates a file submission describing a mailing with Addressed Supplement associated with an Incidental Enclosure of type Ride-Along (Component Rate Type H).

Piece	Component ID	Mail Piece Unit ID	Component – Rate Type
Host	CPT1	MPU1	R
Addressed Supplement	CPT2	MPU2	Z
Ride Along	CPT3	MPU2	H

*Note: \*Addressed Supplements can be associated with multiple Incidental Enclosures.*

### SCENARIO 3: Addressed Supplement with Included Part of Host – Incidental Enclosure

This scenario illustrates a file submission describing a mailing with Addressed Supplement associated with an Incidental Enclosure of type Included Part of Addressed Supplement (Component Rate Type Z).

Piece	Component ID	Mail Piece Unit ID	Component – Rate Type
Host	CPT1	MPU1	R
Addressed Supplement	CPT2	MPU2	Z
Incidental Enclosure	CPT3	MPU2	Z

**Note:** \*Addressed Supplements can be associated with multiple Incidental Enclosures.

#### SCENARIO 4: Periodical Mailing with Multiple Addressed Supplements

This scenario illustrates a file submission describing a mailing with multiple Addressed Supplements.

Piece	Component ID	Mail Piece Unit ID	Component – Rate Type
Host	CPT1	MPU1	R
Addressed Supplement	CPT2	MPU2	Z
Addressed Supplement	CPT3	MPU3	Z

#### SCENARIO 5: Addressed Supplement with various Mail Piece Unit Records

This scenario illustrates a file submission describing a mailing with Addressed Supplement where the associated component is assigned multiple Mail Piece Units.

Piece	Component ID	Mail Piece Unit ID	Component – Rate Type
Addressed Supplement	CPT2	MPU1	Z
Addressed Supplement	CPT2	MPU2	Z

#### SCENARIO 6: Mail.dat containing only Addressed Supplement elements

This scenario illustrates a file submission describing a mailing with Addressed Supplement where the Mail.dat file contains only information related to the Addressed Supplements, and not their hosts.

Piece	Component ID	Mail Piece Unit ID	Component – Rate Type
Addressed Supplement	CPT1	MPU1	Z

### 5.6.3 Component Record – Classroom Publication Scenario

The CPT Rate Type and the MPU Rate type must always be C for the classroom publications. If the teacher edition includes a nonsubscriber copy of the student edition, then construct the data with one and only one component in the mail piece unit as follows.

Edition	CPT Component Weight	Notes
Student	0.0264 lb.	Subtract one nonsubscriber copy for each applicable copy of a teacher edition.
Teacher	0.0684 lb.	Include weight of one nonsubscriber copy (Teacher portion 0.0420 lb.) adjust advertising percentage to include the one nonsubscriber copy.

Table 5-11 Component Record – Classroom Publication Scenario

### 5.7 Component Characteristics Record (CCR)

Component Characteristics Record (CCR)			
Field	Acceptable Values	Required	Notes
Job ID	Alphanumeric	Required	Must match Job ID of Header.
Component ID	Alphanumeric	Required	Must match Component ID of Component.
Characteristic Type	C,I,F	Required	C = Content, I = Incentive, F = Fee

Characteristic	See Table 5-13	Required	Key field. Use as many records per component ID as required to describe the component content, incentive, and fee. Supported values are described below. Unsupported values are ignored.
CCR Record Status	O, D, I, U		Required
Closing Character	#	Required	Required. No characters are permitted after the closing character.

**Table 5-12 Component Characteristics Record – CCR**

Characteristic Type	Characteristic Description
Content	CT = Catalog
Content	NF = Contents NOT required to be mailed FCM
Content	DC = DVD/CD or other disk
Content	RT = Round Trip ONLY: One DVD/CD or other disk (can be LT or FL)
Content	NP = PACT act
Content	PM = Political Mail
Content	EM = Election Mail
Content	0X = A/B Testing Content
Incentive	MI = Mobile Interactive Technology
Incentive	ME = Emerging Mobile Technology
Incentive	RR = Reply Envelope or Reply Card
Incentive	SS = Seasonal Sale
Incentive	VV = Volume w/% off
Incentive	RE = Revenue
Incentive	PI = Informed Delivery Campaign
Incentive	SB = Small Bus w/% off
Incentive	AD = Advertising
Incentive	CO = Coupon Promotion
Incentive	CP = Color Ink
Incentive	HD = Saturation High Density
Incentive	MT = A/B Testing Redemption
Fee	OS = Operational Surcharge
Fee	GS = Geographic Surcharge
Fee	PP = Picture Permit Indicia

**Table 5-13 CCR Characteristics Field**

## 5.8 Container Summary Record (CSM)

Container Summary Record (CSM)			
Field	Acceptable Values	Required	Notes
Job ID	Alphanumeric	Required	Must match Job ID of Header.
Segment ID	Alphanumeric	Required	Must match Seg ID of Segment.
Container Type	1,2,3,4,5,A, B,C,D,E,F,G,H,L,M,N,O, P,R,S,T,U,V,W,Z, AB	Required	This field impacts prices for Periodicals mailings. See the Container Type Values table

Container Summary Record (CSM)			
Field	Acceptable Values	Required	Notes
Container ID	Numeric	Required	If numeric only, fill left with zeroes. Must be unique within a Job ID. A Container ID may only exist in one Segment ID. A Container ID may only have one Container Type. Each container ID represents either a handling unit or a container. The <i>PostalOne!</i> system does not support updates of this field; only inserts of new records are supported for the key fields.
Display Container ID	Alphanumeric	Required	If numeric only, fill left with zeroes.
Container Grouping Description	Alphanumeric		Spaces allowed in original and update jobs.
Container Destination Zip	Alphanumeric	Required	5-digit or 3-digit destination of container. Same as destination 5-digit or 3-digit sack or tray label. These ZIP defaults are provided for use in the event that no pre-identified postal code is available.
Container Level	A,B,C,D,E,F,G,H,I,J,K, M,N,O,P,Q,R,S,T,U,V,W ,X,Y,Z, AA,AB,AC,AD,AE, AF,AG,AH,AI,AJ,AK AL,AM,AN,AO,AP, AQ,AR,AS, AT	Required	This field impacts prices for Periodicals mailings. For more information, see the Container Level Values table. When Flat Tubs are used, Flat Tubs equal S = Sack for Periodical, Standard, and Bound Printed Matter.
Entry Point for Entry Discount – Postal Code	Alphanumeric	Required	The postal code (5-digit or 3-digit) of the facility where the specified container is planned to enter into the postal system.
Entry Point for Entry Discount – Facility Type	B,A,S,D,H,R,O, T,N,C,E,J,K,L, Q, W,Y	Required	This field impacts prices for Periodicals mailings. For more information, see the Entry Point for Entry Discount – Facility Type Values table. Used in validation with FAST appointment facility and Mail Direction Files for drop shipments. Class is Periodicals: B, A, S, D, R, O, T, N, C, E, J, K, L, Q, H All other classes: B, A, S, D, H, R, O, T, N, C, E, J, K, L, or Q The Entry Point for Entry Discount – Facility Type cannot be N for full-service or mixed-service jobs. The Entry Point for Entry Discount – Facility Type cannot be B, R, S or D for First-Class Mail jobs (.seg Class Defining Preparation field is 1)
Entry Point – Actual / Delivery – Locale Key	Alphanumeric	Required	Should be populated with the Locale key from the USPS Drop Shipment Product. The USPS DropShip Product is available at fast.usps.com: <a href="#">Business Customer Gateway</a> The value should be preceded by the letters LOC for facility types O, K, L, J, C, Q, or E. Used to assign a Locale Key to a facility on the Postage Register. For periodical mailings this field is used as a postage statement generation variable.

<b>Container Summary Record (CSM)</b>			
<b>Field</b>	<b>Acceptable Values</b>	<b>Required</b>	<b>Notes</b>
Entry Point – Actual / Delivery Postal Code	Alphanumeric	Required	ZIP+4 of building receiving the mail, DMU for DMU entered mail
Parent Container Reference ID	Numeric		A logical tray can be associated to either a physical or logical container. A physical tray or sack can be associated to either a physical or logical container. This field must match a Container ID in the CSM.
Truck or Dispatch Number	Alphanumeric		
Stop Designator	Alphanumeric		
Reservation Number	Alphanumeric		When populated, should be in one of the following formats 10-digit value with the format nnnnn + R + mmdd where n=numeric and mmdd=date of recurring appt 5 digit value with the format nnnnn + R 9 digit numeric value between 100000000 and 999999999
Actual Container Ship Date	Date		YYYYMMDD – Example: 20140127.
Actual Container Ship Time	Time		HH:MM – Example: 18:12. If an Actual Container Ship Time is provided, the Actual Container Ship Date is required.
Scheduled Pick Up Date	Date		YYYYMMDD – Example: 20140127.
Scheduled Pick Up Time	Time		HH:MM
Scheduled In-Home Date	Date		YYYYMMDD
Additional In-Home Range	Numeric		
Scheduled Induction Start Date	Date		YYYYMMDD – Example: 20140127. Required for full and mixed service ready to pay containers and transportation updates when the .csm USPS Pick Up field is populated with N. Date must be within 30 days into the past or present of the Postage Statement Mailing Date for a Full-Service or Mixed Service Mailing.
Scheduled Induction Start Time	Time		HH:MM – Example: 13:30. Required for full and mixed service ready to pay containers and transportation updates when the .csm USPS Pick Up field is populated with N. If a Scheduled Induction Time is provided, the Scheduled Induction Date is required.
Scheduled Induction End Date	Date		YYYYMMDD – Example: 20140127.



Container Summary Record (CSM)			
Field	Acceptable Values	Required	Notes
Scheduled Induction End Time	Time		HH:MM – Example: 13:30.
Actual Induction Date	Date		YYYYMMDD – Example 20140127. FAST closeout date. For mailer tracking only.
Actual Induction Time	Time		HH:MM – Example: 13:30. FAST Closeout time. For mailer tracking only.
Postage Statement Mailing Date	Date	Required	<p>. YYYYMMDD – Example: 20140127. Cannot be all zeroes. Used to determine price/postage prices applicable – finalization date. Postage Statement Mailing Date may be backdated to the price change before last or one year in the past (whichever is most recent). The Postage Statement Mailing date cannot be populated with a date that is more than 120 days in the future.</p> <p>The system will not require the CSM Postage container Mailing Date if the CSM Container Status is Original. There is no need for Postage container Mailing Date because there is no postage container created for this case.</p> <p>The system will not require the CSM Postage container Mailing Date if the CSM Container Status is Preliminary. When no CSM Postage container Mailing Date is provided, the system will use the current system date for the mailing date on the estimated postage containers.</p> <p>Mail.dat files may be used to enter or update postage statements with mailing dates before or after the price change but dates must be all before or all after the price change. For files submitted before the price change date with a mailing date after the price change date, the postage statements will be converted to the new rates upon finalization.</p>
Postage Statement Mailing Time	Time		HH:MM – Example: 19:00. Used to determine price/postage prices applicable – finalization time.
Number of Copies	Numeric	Required	Total copies on the container represented by this record.
Number of Pieces	Numeric	Required	Total number of pieces on container represented by this record.
Total Weight (product only)	Numeric	Required	99999999v9999 pounds, (decimal point implied) For all classes of mail, omit the validation for the CSM container weight of the children containers to add up to the CSM weight of the parent container.
User Container ID	Alphanumeric		If numeric only, fill left with zeroes. <i>PostalOne!</i> will fail the file if this field is filled for sibling containers.
Container Status	R,C,X,P,T,O,D, blank		See the Rules for Sending Container Status Updates and the table Allowable CSM Container Status Values.

Container Summary Record (CSM)			
Field	Acceptable Values	Required	Notes
Included in Other Documentation	Blank, O, L,I		Links to the associated OCI file. Must be blank for all pallet-level containers and mail that is not copalletized. Completed with O for trays and virtual sacks at origin when sent for copalletization. Completed with L for trays and virtual sacks at copalletization to link back to the origin location.
Tray Preparation Type	P, L, S, N	Required	<p>The Tray Preparation Type supports the DMM Exception to Bundle Preparation – Full Single-Sort-Level Trays as follows.</p> <p>For Letters:  It has a CPT Component – Processing Category of LT (Letter) and  It is in a container with a CSM Tray Preparation Type of L (Loose) or S (Separator) or N (Not Applicable)  AND  It is in a container with CSM Container Type of O, T, or E (1 foot tray, 2 foot tray, or EMM tray) and  The CQT Rate Category for every letter piece in the bundle must be one of the following: O, A, B, E, H, L, L1, L2, L3, or L4.</p> <p>For Flats:  <b>5.</b> It has a CPT Component – Processing Category of FL (Flat) and  It is in a container with a CSM Tray Preparation Type of L (Loose) or S (Separator) or N (Not Applicable) and  It is in a container with CSM Container Type of <b>F</b> (flat tub).  The CQT Rate Category for every flat piece in the bundle must be one of the following: O, A, B, E, H, L, L3, or L4.</p> <p>Note: When container is not a letter tray or a flat tub, should be set to N = Not Applicable</p>
Trans-Ship Bill of Lading Number	Alphanumeric		

Container Summary Record (CSM)			
Field	Acceptable Values	Required	Notes
Sibling Container Indicator	Y, blank		<p>A sibling container may not fill in many fields in the CSM because this container inherits those values from its sibling. The following required fields are populated in the CSM file when the Sibling Container field in the CSM is set to Y:</p> <ul style="list-style-type: none"> <li>- Job ID</li> <li>- Segment ID</li> <li>- Container ID</li> <li>- Sibling Container Indicator</li> <li>- Sibling Container Reference ID</li> <li>- Container Type</li> <li>- CSM Record Status</li> </ul> <p>The following optional fields are validated if populated in the CSM file when the Sibling Container field in the CSM is set to Y:</p> <ul style="list-style-type: none"> <li>Label: IM Container or IM Tray Barcode</li> <li>Label: 10 Character Container Barcode</li> <li>Label: Destination Line 1</li> <li>Label: Destination Line 2</li> <li>Label: Content Line 1</li> <li>Label: Content Line 2</li> <li>Label: Entry (Origin) point Line</li> <li>Label : User Information Line 1</li> <li>Label : User Information Line 2</li> <li>Label : Container Label CIN Code</li> <li>Label : Container Label Type</li> <li>Unique Container ID</li> </ul> <p>If other fields are populated for a sibling Container ID, the Mail.dat file is rejected.</p>
Sibling Container Reference ID	Numeric		If the Sibling Container Indicator is Y, this field is required and must match a Container ID in the CSM file.
Postage Grouping ID	Alphanumeric		
Container Gross Weight – Source	A,E		Even when set to E, the <i>PostalOne!</i> system always processes container gross weight as actual.
Container Height – Source	A,E		
EMD – 8125 ASN Barcode	Alphanumeric		
Transportation Carrier ID	Numeric		USPS CRID identifying the transporter of mail. (The Mail.dat specification says alphanumeric.)
FAST Content ID	Alphanumeric		USPS FAST CONTENT ID This identifies the contents (one or more Imcb's) going to an entry point.
FAST Scheduler ID	Numeric		USPS CRID identifying the scheduler of FAST appointments. Schedulers are allowed to file transportation updates on behalf of mailer.

Container Summary Record (CSM)			
Field	Acceptable Values	Required	Notes
USPS Pick Up	Y,N, blank		Used for DMU-Verified, USPS-Transported mail. This field is required when mailing has full-service mailpieces. Required for Full-Service mailings when the Container Status is R or T and the container is not a sibling container.
CSA Separation ID	Numeric		Separation number as defined in the USPS Guide to Customer/Supplier Agreements
CSA Trip ID	Alphanumeric		Used for DMU-Verified, USPS-Transported mail. Provide the appropriate Postal Service assigned numeric CSA Trip ID from the CSA. Do not provide additional information such as the ship date in the CSA Trip ID field. Leading zeroes are accepted.
Scheduled Ship Date	Date		YYYYMMDD. Example: 20140127. Required for DMU-Verified, USPS-Transported mail. Date must be within 30 days into the past or present of the Postage Statement Mailing Date for a Full-Service or Mixed Service Mailing.
Schedule Ship Time	Time		HH:MM. Example: 19:00. Required for DMU-Verified, USPS-Transported mail.
DMM Section Defining Container Preparation	Alphanumeric		Allows up to 12 characters. Minimum is 3 characters.
Label: IM Container or IM Tray Barcode – Final	Alphanumeric		See USPS Specification 24 characters for trays or sacks. For pallets, use 21 characters; populate the leftmost 21 characters. For full-service option IM Container or IM Tray Barcode must be unique for 45 days after the Postage Statement Mailing Date in the CSM. If not, then an error is reported in the Detail Error Verification Reports. For sacks or trays containing full-service mailpieces, there is a threshold of 1% for duplicate barcodes compared to the total trays or sacks in the job. Currently <i>PostalOne!</i> only supports Final field.
Label: IM Container or IM Tray Barcode – Original	Alphanumeric	Currently not supported by <i>PostalOne!</i>	Original IMtb or Imcb barcode provided by Preparer to a Consolidator or Logistics company. If not specified leave blank
Label: Destination Line 1	Alphanumeric		Left Justify
Label: Destination Line 2	Alphanumeric		Spaces allowed in original and update jobs. Right Justify
Label: Contents – Line 1	Alphanumeric		Left Justify
Label: Contents – Line 2	Alphanumeric		Right Justify

<b>Container Summary Record (CSM)</b>			
<b>Field</b>	<b>Acceptable Values</b>	<b>Required</b>	<b>Notes</b>
Label: Entry (Origin) Point Line	Alphanumeric		
Label: User Information Line 1	Alphanumeric		
Label: User Information Line 2	Alphanumeric		
Label : Container Label CIN Code	Alphanumeric		
User Option Field	Alphanumeric		
eInduction Indicator	Alphanumeric		Y= Yes, Blank = No
CSA Agreement ID	Alphanumeric	Required	Required for full or mixed service First-Class Mail jobs (.seg Class Defining Preparation field is 1) when the .csm Container Level field is AK, AL, AM, AN, AO, AP or AQ
Presort Labeling List Effective Date	Numeric	Required	YYYYMMDD (cannot be all zeroes) For containers created with a CSA, use CSA effective date. Fill with 00010101 if date is not applicable.
Last Used Labeling List Effective Date	Numeric	Required	YYYYMMDD (cannot be all zeroes) For containers created with a CSA, use CSA effective date. Fill with 00010101 if date is not applicable. For the initial presort, this will have the same value as Presort Labeling List Effective Date field.
Presort City-State Publication Date	Numeric	Required	YYYYMMDD (cannot be all zeroes). Use 01 for day if only Year and Month provided. Fill with 00010101 if date is not applicable.
Last Used City-State Publication Date	Numeric	Required	YYYYMMDD (cannot be all zeroes) Use 01 for day if only Year and Month provided. Fill with 00010101 if date is not applicable. For the initial presort, this will have the same value as Presort City-State publication Date.
Presort Zone Chart Matrix Publication Date	Numeric	Required	YYYYMMDD (cannot be all zeroes) Fill with 00010101 if date is not applicable.
Last Used Zone Chart Matrix Publication Date	Numeric	Required	YYYYMMDD (cannot be all zeroes) Fill with 00010101 if date is not applicable. For the initial presort, this will have the same value as Presort Zone Chart Matrix Publication Date.
Last Used Mail Direction Publication Date	Numeric	Required	YYYYMMDD (cannot be all zeroes) Fill with 00010101 if date is not applicable.

Container Summary Record (CSM)			
Field	Acceptable Values	Required	Notes
Supplemental Physical Container ID	Numeric		Container ID of the Physical Parent Container in which this physical tray or sibling tray resides, if such relationship exists. The Sibling Container Reference ID must be populated when populating the Supplemental Physical Container ID. This is an optional field and can be used to associate either a physical or a sibling handling unit to the actual container that it is on but only under specific circumstances: When the container it is on is a sibling to either a logical or physical master container. When the container that it is on is a physical container that has at least one sibling (as in an overflow scenario).
Accept Misshipped	Alphanumeric		Y= Yes, Blank = No
CSM Record Status	O,I,D,U	Required	If inserting or updating a container that is not a sibling container then the Container Quantity (CQT) and Package Quantity Record (PQT) are required. In the case of full-service, if sending the Container Summary Record (CSM), the PDR (Piece Detail Record) is also required.
Referenceable Mail Start Date	Date		Start date for the Referenceable Mail. Default to blank spaces when no constraint requested
Referenceable Mail End Date	Date		End date for the Referenceable Mail. Default to blank spaces when no constraint requested
Reserve	Alphanumeric		
Closing Character	#	Required	No characters are permitted after the closing character.

**Table 5-14 Container Summary Record – CSM**

### 5.8.1 Container Summary Record – Container Type Values

For Outside-County Periodicals mailings, Container Type Mail.dat values (CSM) values map to the following chargeable container types.

CSM – Container Type Values	
Mail.dat Value	Container Type
1 = #1 Sack	Sack
2 = #2 Sack	Sack
3 = #3 Sack	Sack
4 = 01 V Sack	Sack
5 = 03 V Sack	Sack
A = Hamper, Large Plastic	Pallet
B = Bedload	Not mapped for Periodicals
C = Collapsible Wire Container	Pallet
D = Eastern Region Mail Container w/ Web Door	Pallet
E = EMM Tray	Tray
F = Flat Tub	Tray
G = General Purpose Mail Container with Gate	Pallet
H = Hamper, Large Canvas	Pallet



<b>CSM – Container Type Values</b>	
<b>Mail.dat Value</b>	<b>Container Type</b>
L = Logical Tray	Not mapped for Periodicals
M = Logical Pallet (MLOCR)	Pallet
O = 1 Tray	Tray
P = Pallet	Pallet
R = Wire Container Rigid	Pallet
S = Sack	Sack
T = 2 Tray	Tray
U = Unit Load Device	Not mapped for Periodicals
V – Sack (Virtual)	Used in some cases to place bundles on pallets.
W = Walled Unit	Not mapped for Periodicals
Z = User Pallet	Pallet
AB = Air Box	Pallet

**Table 5-15 Container Type Values**

### 5.8.2 Container Summary Record – Container Level Values

For Outside-County Periodicals Container Level (CSM) values map to the following chargeable container levels.

<b>CSM – Container Level Values</b>	
<b>Mail.dat Value</b>	<b>Container Level Price</b>
A = CR-Direct	5-Digit
B = Mixed CR in 5 Digit	5-Digit
C = Mixed CR in 3 Digit	SCF/3-Digit
D = CR – 5 D Scheme	5-Digit
E = FSS Sort Plan	FSS Scheme
F = FSS Facility	FSS Facility
G = 5 Digit (Auto/Presort)	5-Digit
H = 5 Digit (Merged)	5-Digit
I = 5 Digit (Presort only)	5-Digit
J = 5 Digit (Barcode only)	5-Digit
K = Metro Scheme	SCF/3-Digit
L = Mixed RDC	Not mapped for Periodicals
M = 5D Scheme (Presort)	5-Digit
N = 5D Scheme (Auto, Presort)	5-Digit
P = 5D Scheme (Barcode)	5-Digit
Q = 5D Scheme (Merged)	5-Digit
R = 3 Digit (Auto, Presort)	SCF/3-Digit
S = 3 Digit (Barcode)	SCF/3-Digit
T = 3 Digit (Presort)	SCF/3-Digit
U = 3 Digit (CR, Auto, Presort)	SCF/3-Digit
V = 3 Digit Scheme	SCF/3-Digit
W = Unique 3 Digit	SCF/3-Digit
X = SCF	SCF/3-Digit
Y = Protected SCF	SCF/3-Digit
Z = ADC	ADC/AADC
AA = AADC	ADC/AADC
AB = Mixed ADC	Mixed ADC/AADC
AC = Mixed AADC	Mixed ADC/AADC
AD = ASF	Mixed ADC/AADC
AE = NDC	Mixed ADC/AADC

<b>CSM – Container Level Values</b>	
<b>Mail.dat Value</b>	<b>Container Level Price</b>
AF = Protected NDC	Mixed ADC/AADC
AG = Mixed NDC	Mixed ADC/AADC
AH = Origin Mixed ADC	Mixed ADC/AADC
AI = Protected ADC	ADC/AADC
AJ = Single Piece Container	Mixed ADC/AADC

**Table 5-16 Container Level Values**

### 5.8.3 Container Summary Record – Entry Point for Entry Discount

Detail Error Verification Reports reflect instances in which FAST appointments are not associated for drop ship mailings (drop ship is identified by Entry Point for Entry Discount Facility Type in the CSM = B DNDC, R ADC, S DSCF, or D DDU). SASP will associate FAST appointment IDs to physical containers/handling units by matching to one of the following: 1) Reservation Number provided in the CSM or 2) Imcb provided in the CSM to the Imcb in the 99M records from FAST to retrieve an Appointment ID.

Detail Error Verification Reports reflect instances in which FAST appointments are not associated for DMU verified / mailer transported origin entry mail with a CSA (DMU verified / mailer transported with a CSA is identified by Entry Point for Entry Discount Facility Type in the CSM = O Origin, inclusion of a CSA ID in the SEG, and USPS Pick Up Indicator = N in the CSM). SASP will associate FAST appointment IDs to physical containers/handling units by matching to one of the following: 1) Reservation Number provided in the CSM or 2) Imcb provided in the CSM to the Imcb in the 99M records from FAST to retrieve an Appointment ID.

Entry Point for Entry Discount Facility Type must be set to S or R when the associated CSM Container Level is set to E or F for Periodicals.

For Outside-County Periodicals mailings, Entry Point for Entry Discount – Facility Type (CSM) values map to the following chargeable Container Entry values.

<b>CSM – Entry Point for Entry Discount</b>	
<b>Mail.dat Value</b>	<b>Container Entry</b>
A = ASF	Destination NDC
B = DNDC	Destination NDC
D = DDU	DDU
S = DSCF	Destination SCF
H = Tran Hub	Destination SCF
R = ADC	Destination ADC
O = Origin	Origin Post Office/DMU
T = Orig (T-Hub Sq)	Origin Post Office/DMU
N = Not-determined	Origin Post Office/DMU
C = Origin SCF	Origin SCF
E = Origin DDU	Origin Post Office/DMU
J = Origin ADC	Origin ADC
K = Origin NDC	Origin NDC
L = Origin ASF	Origin NDC
Q = Origin AMF	Origin NDC
Y = Origin FSS	DFSS
Z = DPC (Destination Processing Center)	Not mapped for Periodicals
W = FSS	DFSS

**Table 5-17 Entry Point for Entry Discount – Facility Type Values**

## 5.9 Original Container Identification Record (OCI)

This record type is used for copalletization.

Original Container Identification Record (OCI)			
Field	Acceptable Values	Required	Notes
Job ID	Alphanumeric	Required	If numeric only, fill left with zeroes. No special characters allowed.
Container ID	Alphanumeric	Required	Must match a container ID in the CSM.
Original Job ID	Alphanumeric	Required	Must match a previously submitted Job ID.
Original User License Code	Alphanumeric	Required	Must match the User License Code for the Original Job ID.
Original Segment ID	Alphanumeric	Required	Must match a Segment ID for the Original Job ID.
Original Container ID	Numeric	Required	Must match a Container ID for the Original Job ID.
Original Display Container ID	Alphanumeric		Must match the Display Container ID for the Original Job ID and Container ID
Original Label: IM Container or IM Tray Barcode	Alphanumeric		Must match the Label: IM Container or IM Tray Barcode for the Original Job ID and Container ID
Original Mail.XML Customer Group ID	Alphanumeric		Not used by <i>PostalOne!</i>
Original Mail.XML Mailing Group ID	Alphanumeric		Not used by <i>PostalOne!</i>
Original Mail.XML Container ID	Numeric		Not used by <i>PostalOne!</i>
OCI Record Status	O,D,I,U		
Reserve	Alphanumeric		
Closing Character	#	Required	No characters are permitted after the closing character

Table 5-18 Original Container Identification Record – OCI

## 5.10 Package Quantity Record (PQT)

Package Quantity Record (PQT)			
Field	Acceptable Values	Required	Notes
Job ID	Alphanumeric	Required	Must match Job ID of Header.
CQT Database ID	Numeric	Required	Must match CQT Database ID in CQT.
Package ID	Alphanumeric	Required	The package ID must be unique within a container. For Periodicals bundle charges, validation creates a bundle for each unique combination of Container ID and Package ID. If numeric only, fill left with zeroes.
Package Zip Code	Alphanumeric	Required	The package ID must be unique within a container. For Periodicals bundle charges, validation creates a bundle for each unique combination of Container ID and Package ID.
Package Carrier Route	Alphanumeric		The package ID must be unique within a container. For Periodicals bundle charges, validation creates a bundle for each unique combination of Container ID and Package ID. Package Carrier Route must be four characters

Package Quantity Record (PQT)			
			long having one of the following values as the first character: C = Carrier Route, R = Rural Route, H = Contract Route, B = PO Box, G = General Delivery (where the last 3 characters must be a numeric type).
Package Level	A,B,C,D,F,H,I,K,L,M, R,S,T,U,V,X,	Required	This field impacts bundle prices for Periodicals. For more information, see the Package Level Values table. Must contain only the characters A, B, C, D, F, H, I, K, L, M, T, U, or V for Periodicals and A, B, C, D, F, H, I, K, L, M, R, S, T, U, V, X for all other mail types.
Number of Copies	Numeric	Required	Number of copies must equal number of pieces except for Periodicals firm bundles.
Number of Pieces	Numeric	Required	Number of pieces within this specific package.
Bundle Charge Allocation	Numeric		9v999999. Used For Periodicals bundle charges when SEG Less Than a Presort Segment Presentation is Y = Yes.
Combo-Pack ID	Alphanumeric		The unique code for this combo-pack within this package. (Zero fill prior to numeric, if numeric only). Value should be used to indicate when multiple periodicals appear in a poly bag.
PQT Record Status	O, D, I, U	Required	
Reserve	Alphanumeric		
Closing Character	#	Required	No characters are permitted after the closing character.

**Table 5-19 Package Quantity Record – PQT**

### 5.10.1 Package Quantity Record – Package Level Values

For Outside-County Periodicals mailings, Package Level (PQT) maps to the following chargeable bundle levels:

Mail.dat Value	Periodicals Bundle Level	Mail Class
A = Firm	Firm at Container Level	Periodicals only
B = Carrier Route	Carrier Route	All mail classes
C = 5 Digit	5-Digit	All mail classes
D = Unique 3-Digit	3-Digit/SCF	All mail classes
F = 3 Digit	3-Digit/SCF	All mail classes
H = ADC	ADC/AADC	Periodicals only
I = AADC	ADC/AADC	Periodicals only
K = Origin MxADC	Mixed ADC/AADC	Periodicals only
L = MxADC	Mixed ADC/AADC	Periodicals only
M = MxAADC	Mixed ADC/AADC	Periodicals only
R = Parcel	Not mapped for Periodicals	First-Class, Standard, Package Services
S = Multi-pc Parcel	Not mapped for Periodicals	First-Class, Standard, Package Services
T = 3-D Scheme	3-Digit/SCF	All mail classes
U = 5-D Scheme + L007	5-Digit	All mail classes
V = NDC	Mixed ADC/AADC	All mail classes
X = FSS Sort Plan	FSS	Periodicals only

**Table 5-20 Package Level Values**

## 5.11 Walk Sequence Record (WSR)

Walk Sequence Record (WSR)			
Field	Acceptable Values	Required	Notes
Job ID	Alphanumeric	Required	Must match Job ID of Header.
Segment ID	Alphanumeric	Required	Must match Seg ID of Segment.
Package Zip Code	Alphanumeric	Required	<i>PostalOne!</i> does not support updates of this field, only inserts of new records are supported for the key fields.
Package CR Number	Alphanumeric	Required	<i>PostalOne!</i> does not support updates of this field, only inserts of new records are supported for the key fields.
Co-Palletization Code	Alphanumeric	Required	Populate with 01 if not needed. <i>PostalOne!</i> does not support updates of this field, only inserts of new records are supported for the key fields.
Walk Sequence Type	T,R	Required	
Walk Sequence Stops	Numeric	Required	
Walk Sequence Denominator	Numeric	Required	
Walk Sequence Database Date	Date	Required	YYYYMMDD Example: 20151225
WSR Record Status	O,D,I,U	Required	Acceptable values dependent on file type.
Reserve	Alphanumeric		
Closing Character	#	Required	No characters are permitted after the closing character.

Table 5-21 Walk Sequence Record – WSR

## 5.12 Piece Barcode Record (PBC)

Piece Barcode Record (PBC)			
Field	Acceptable Values	Required	Notes
Job ID	Alphanumeric	Required	Must match Job ID of Header.
PBC Unique ID	Numeric	Required	Uniquely identifies each PBC record
CQT Database ID	Numeric	Required	Must match CQT Database ID of CQT.
Package ID	Alphanumeric	Required	The package ID must be unique within a container. For Periodicals bundle charges, validation creates a bundle for each unique combination of Container ID, Package ID, Package ZIP Code and Package Carrier Route. If numeric only, fill left with zeroes.
Barcode	Alphanumeric	Required	Imbs allowed only Imps may only be submitted via a .pdr file using the .pdr IM Barcode field.
Wasted or Shortage	W, S, X, T, blank		The Wasted or Shortage Piece Indicator values W or S deduct the postage for the piece from the postage statement.

Piece Barcode Record (PBC)			
Field	Acceptable Values	Required	Notes
Piece Indicator			The Wasted or Shortage Piece Indicator values X or T or DO NOT deduct the postage for the piece from the postage statement. For further information on this field, see the Relationship Constraints Description for the PBC file
IMpb Barcode Construct Code	A, B, C, D, E, F, G, H, I, J, blank		Populate when IMpb is used. This three digit alphanumeric code identifies which combination of ZIP, MID, and serial number is used in the IMpb. This code will assist with the process when the barcode constituents need to be separated for further processing, such as identification of ZIP + 4  The only valid values for <i>PostalOne!</i> edoc submissions are A = C01, B = C02, C = C03, D = C04, E = C05, F = C06, G = C07, H = C08, I = C09, J = C10
MID in IMB is Move Update Supplier	Y, N	Currently not supported by <i>PostalOne!</i>	
PBC Record Status	O, D, I, U	Required	
Closing Character	#	Required	No characters are permitted after the closing character.

**Table 5-22 Piece Barcode Record**

### 5.13 Piece Detail Record (PDR)

The full-service option (SEG record type Full-service Participation Indicator is M or F) requires the PDR record type to send data for a Mail.dat job. If there are no full-service mailpieces in the Mail.dat file, the SEG Full-Service Participation Indicator value is blank and a PDR or PBC file may be submitted but is not processed for full-service.

Piece Detail Record (PDR)			
Field	Acceptable Values	Required	Notes
Job ID	Alphanumeric	Required	Must match Job ID of Header.
CQT Database ID	Numeric	Required	Must match CQT Database ID of CQT.
Package ID	Alphanumeric	Required	Must match Package ID of PQT.
Piece ID	Alphanumeric	Required	If numeric only, fill left with zeroes. Each mailpiece has its own unique Piece ID in the Job ID. For all classes of mail, the <i>PostalOne!</i> system Mail.dat validation will allow the number of piece records in the PDR file for a Container ID to be within the range of copy count to piece count inclusive for the CSM data for that container ID. <i>PostalOne!</i> does not support updates of this field, only inserts of new records are supported for the key fields.
Piece Barcode	Numeric	Required	Must be left justified. 5, 9 or 11 digits are accepted (right fill with blanks if the delivery point provided by NCOA has only 5-digits or 9 digits). For IMpb Non-Compliance processing of the ZIP+4 verification requires the 9 digit ZIP+4 is provided in the .pdr Piece Barcode filed.

<b>Piece Detail Record (PDR)</b>			
<b>Field</b>	<b>Acceptable Values</b>	<b>Required</b>	<b>Notes</b>
Line-Of-Travel Sequence Number	Numeric		The customer will need to either populate the PDR LOT Sequence Number field where the pdr LOT Direction Code field is populated or unpopulated the LOT Direction Code field where the PDR LOT Sequence Number is blank.
Line-Of-Travel Seq. Direction Code	Alphanumeric		The customer will need to either populate the PDR LOT Sequence Number field where the pdr LOT Direction Code field is populated or unpopulated the LOT Direction Code field where the PDR LOT Sequence Number is blank.
Walk Sequence Number	Numeric		
Wasted or Shortage Piece Indicator	S,W,X,T, blank		The Wasted or Shortage Piece Indicator values W or S deduct the postage for the piece from the postage statement. The Wasted or Shortage Piece Indicator values X or T or DO NOT deduct the postage for the piece from the postage statement. For further information on this field, see the Relationship Constraints Description for the PDR file.
IM Barcode	Alphanumeric		May be 34 numeric characters for packages, but cannot be more than 31 numeric characters for letters, card and flats. Required 31 numeric characters for full-service mailpieces (right fill with zeroes if the delivery point provided by NCOA has only 5-digits or 9-digits). Must be left justified. If not full-service option use only the Piece Barcode. If the piece has value F in the Service Level Indicator in the CQT DB ID, the Service Type Code must be valid for the full-service option. IM Barcode must be unique for 45 days after the Postage Statement Mailing Date in the CSM. If not, then an error is reported in the Detail Error Verification Reports. If not Full-Service, leave IM Barcode blank if other than the Imb and fill in the delivery point in the required Piece Barcode. May be populated for basic service mailpieces but it is not required nor processed for basic-service.
Machine ID	Alphanumeric		
Mailer ID of Barcode Applicator	Alphanumeric		Must be all numbers. A Mailer ID is always six numbers or nine numbers. May have leading zeroes if significant. Left-justify and do not add leading zeroes to a six digit Mailer ID to make nine digits.
Move Update Method	0,1,2,4,5,6,7, 8		
ACS Key Line Data	Alphanumeric		Do not include pound signs (#), dashes (-), or spaces within the data. Left justify and include trailing spaces for data less than the length of the field.
Carrier Route	Alphanumeric		



Piece Detail Record (PDR)			
Field	Acceptable Values	Required	Notes
IMpb Barcode Construct Code	A,B,C,D,E,F,G, H,I,J, blank		Populate when IMpb is used. This three digit alphanumeric code identifies which combination of ZIP, MID, and serial number is used in the IMpb. This code will assist with the process when the barcode constituents need to be separated for further processing, such as identification of ZIP + 4  The only valid values for <i>PostalOne!</i> eDoc submissions are A = C01, B = C02, C = C03, D = C04, E = C05, F = C06, G = C07, H = C08, I = C09, J = C10
MID in Imb is Move Update Supplier	Y, N	Currently not supported by PostalOne	
PDR Record Status	O,D,I,U	Required	
Closing Character	#	Required	No characters are permitted after the closing character.

**Table 5-23 Piece Detail Record – PDR**

## 5.14 Postage Adjustment Record (PAR)

PAR files are not allowed for Periodicals mailing class or MLOCR presentation category mailings. For PAR files where the Mail.dat MPA file contains multiple permit holders (payers) the system deducts the adjustment amount from the first postage statement found for that same permit holder that can accommodate the adjustment. . See additional details describing the use of the PAR file above in Relationship Constraints Description for the PAR file.

Postage Adjustment Record (PAR)			
Field	Acceptable Values	Required	Notes
Job ID	Alphanumeric	Required	Must match Job ID of MCR.
Segment ID	Alphanumeric	Required	Must match Seg ID of MCR.
Mail Piece Unit ID	Alphanumeric	Required	Must match MPU ID of MCR. There may be one or more adjustments for each Mail Piece Unit ID.
Component ID	Alphanumeric	Required	Must match CPT ID of MCR. There may be only one adjustment for each Component ID.
Sequence Number	Numeric	Required	Must make this record unique in the PAR. The postage statement for the PAR record must be generated in the same Job ID as the PAR record. Only one adjustment is allowed per postage statement. Multiple adjustments are allowed per Job ID
Date	Date	Required	Adjustment Date
Adjustment Type	03.04	Required	Only spoilage or shortage accepted. This differs from the Mail.dat specification.
Adjustment Amount	Numeric	Required	999999v111. Cannot be zero. The system deducts the adjustment amount from the first postage statement found for that same permit holder that can accommodate the adjustment. When an incentive is claimed, the incentive amount on the spoiled pieces should be deducted from the Adjustment Amount.

Credit/Debit Indicator	D,C	Required	
Total Pieces Affected	Numeric		
User Comments	Alphanumeric		
Adjustment Status	R		Only ready to pay is supported. This differs from the Mail.dat specification.
MPA – Unique Sequence/Grouping ID	Alphanumeric	Required	Must match an existing MPA ID of MCR. The Postage Payment Option for this MPA ID must be set to D = Debit, T = CAPS, or O = Other. The Postage Payment Method for this MPA ID must be P = Permit Imprint or G = OMAS Imprint. The same rules apply for the MPA ID representing the permit holder on the postage statement randomly chosen for adjustment in a Mail.dat job that has multiple permit holders.
User Option Field	Alphanumeric		
PAR Record Status	O,D,I,U	Required	
Reserve	Alphanumeric		
Closing Character	#	Required	No characters are permitted after the closing character.

**Table 5-24 Postage Adjustment Record – PAR**

### 5.15 Special Fees/Charges Record (SFR)

Special Fees/Charges Record (SFR)			
Field	Acceptable Values	Required	Notes
Job ID	Alphanumeric	Required	Must match Job ID of header
CQT Database ID	Numeric	Required	Must match CQT Database ID of CQT.
Piece ID	Alphanumeric	Required	Unique ID of individual piece within a mailing . If connected to PBC, for PBC unique ID, right-justify in the Piece ID field and zero fill.
Service Type	Alphanumeric	Required	If, applicable; Left Justify; Space Added Only one weight-variable fee/charge may be recorded on a single PDR record. Multiple flat fee per piece fees/charges may be recorded on one PDR record through the use of Combination Codes.
Service Stated Value	Numeric		99999999v99; dollars/cents, rounded (decimal implied) The value of the single piece noted when applying for the Special Service
Service Fee	Numeric	Required	99999v99; dollars/cents, rounded (decimal implied) Actual Postal dollars & cents incurred in costs for the specific piece for the one or more fees or charges noted above.
Special Fees/Charges Services ID	Alphanumeric	Required	Long Number unique for this set of services within the Job and Segment. Cannot mix services of two different IDs within the same record. (zero fill prior to numeric, if numeric only)
Amount Due	Numeric		99999v99; dollars/cents, rounded (decimal implied) Actual Postal dollars & cents to be collected for the specific piece upon delivery
SFR Record Status	O, D, I, U	Required	
Reserve	Alphanumeric		

Closing Character	#	Required	No characters are permitted after the closing character.
-------------------	---	----------	--

**Table 5-25 Special Fees/Charges Record – SFR**

**5.16 Container Quantity Record (CQT)**

Container Quantity Record (CQT)			
Field	Acceptable Values	Required	Notes
Job ID	Alphanumeric	Required	Must match Job ID of Header.
CQT Database ID	Numeric	Required	If numeric only, fill left with zeroes.
Container ID	Numeric	Required	Must match Container ID in CSM.
3 Digit / 5 Digit Container Division	Alphanumeric	Required	3 or 5 digit representing a portion or all of the pieces within the container. The 3 or 5 digit represents those pieces within the container to a single 3 or 5 digits. Data used on the qualification report. See Mailing Scenarios – eInduction (Section 6.3), this value is required to be numeric for zone verification.
Mail Piece Unit ID	Alphanumeric	Required	Must match MPU ID in MPU.
Zone	S, D, L, N, V, 1, 2, 3, 4, 5, 6, 7, 8, 9,	Required	If Periodicals: Not County/In County is I, D or N. If Periodicals: Not County/In County is N, D, S, V, 1, 2, 3, 4, 5, 6, 7, 8, or 9. If Bound Printed Matter, 1, 3, 4, 5, 6, 7, 8, 9, S, D and N. If First-Class Mail, Standard Mail, Media Mail or Library Mail, N. If Parcel Post: 1, 3, 4, 5, 6, 7, 8, L, and N. If Priority Mail: 9
Destination Entry	B,S,D,N,A,O	Required	Used to calculate postage. Barcode Discount will be disregarded for DDU Entry, since there are no corresponding USPS rates for DDU entry with barcode discount.
Rate Category	See list by class and processing category where indicated. CQT records representing full-service mailpieces must use automation rate categories.	Required	Used to calculate postage. First-Class Mail: E, L1, L2, L3, L4, L5, N, S, G, K. Media and Library Mail: S, N, G Bound Printed Matter: S, N, D Standard Mail Customized MarketMail (CMM) processing category CM: N Standard Mail Letters: A, B, A1, B1, D, D1, E,G,K,L1, L2, L3, L5, L6, L7, L8, N, O, S Standard Mail Non-Automation letters use the processing category letters and rate categories G, K, L5, or L6. Standard Mail ECR Non-Automation letters use the rate categories A1, B1 and D1. Standard Mail Flats: A, B, D, E, G, H, K, L3, L4, L5, L6, D2 Standard Mail Marketing Parcels and Standard Mail Irregular Parcels: A, B, D, PE, PG, PI, PK, PM, PQ, PR, P5, P6, P7, P8 Machinable Parcels : A, B, D Irregular Parcels :A, B, D, P7, P8, PG, PM Periodicals: A, B, D, E, G, H, K, L, N, O, L1, L2,

Container Quantity Record (CQT)			
Field	Acceptable Values	Required	Notes
			L3, L4, L5, L6, FB. MLOCR: N, L2, L1, H, E, L3, L4, S First-Class Mail Flats: E, H, L3, L4, N, or S First-Class Mail Letters: E, L1, L2, N, or S
Barcode Discount or Surcharge Indicator	O,B,D,S,I	Required	This field affects prices in some cases.
Periodicals: Sub/ Non-Sub/ Requester Indicator	S,N,R,O	Required	For Periodicals must be S, N or R. Affects eligibility for Periodicals class.
Periodicals: Not County/In County	N,I,O	Required	For Periodicals must be I or N. For other classes of mail must be O. Used to calculate postage.
Number of Copies	Numeric	Required	Number of copies must equal number of pieces except for Periodicals firm bundles. Used to calculate postage.
Number of Pieces	Numeric	Required	Used to calculate postage.
Periodicals Co-Palletization Discount Indicator	Y,N	Required	Exists for mailer convenience.
Container Charge Allocation	Numeric		9v999999 Used For Periodicals container charges when SEG Less Than a Presort Segment Presentation is Y = Yes.
Service Level Indicator	F,B,P,O	Required for the <i>PostalOne!</i> system	The value F may only be used with full-service eligible rate categories. First Class Mail Full-Service Eligible Rate Categories: E = 5-Digit H = 3-Digit L1 = AADC L2 = Mixed AADC L3 = ADC BC L4 = MxADC BC Standard Mail Letters Full-Service Eligible Rate Categories: E = 5-Digit L1 = AADC L2 = Mixed AADC Standard Mail Flats Full-Service Eligible Rate Categories: E = 5-Digit H = 3-Digit L3 = ADC L4 = Mixed ADC Standard Mail Enhanced Carrier Route (ECR) Letters Full-Service Eligible Rate Categories: A = Saturation – ECR B = High Density – ECR D = Carrier Route

Container Quantity Record (CQT)			
Field	Acceptable Values	Required	Notes
			<p>O = CR – Barcode Standard Mail Enhanced Carrier Route (ECR) Flats Full-Service Eligible Rate Categories: B = High Density – ECR D = Carrier Route N = Presort O = CR – Barcode Bound Printed Matter Full-Service Eligible Rate Categories: E = 5-digit H = 3-digit L3 = ADC L4 = Mixed ADC A = Saturation – ECR B = High Density – ECR D = Carrier Route O = CR – Barcode For Periodicals Full-Service Eligible Rate Categories must be for a processing category letter or flat and have an automation or carrier route rate category. The value B and P may only be used with automation or carrier route eligible rate categories. The <i>PostalOne!</i> system validates (1) that a job containing all full-service mailpieces (SEQ Full-Service Participation Indicator value F) contains all full-service mailpieces (all CQT Service Level Indicator values are F); (2) that a job containing a mixture of full-service mailpieces with non-full-service mailpieces (SEQ Full-Service Participation Indicator value M) contains at least one full-service mailpiece (one CQT Service Level Indicator with value F); (3) that a job containing all non-full-service mailpieces (SEQ Full-Service Participation Indicator value blank) contains no full-service mailpieces (no CQT Service Level Indicator with value F).</p>
ZAP Agent Code	Numeric		Exists for mailer convenience. For Periodicals, <i>PostalOne!</i> uses the HDR Software Vendors ZAP Option.
Simplified Address Indicator	M,R,Y,B, blank		
CQT Record Status	O,D,U, I	Required	
Reserve	Alphanumeric		
Closing Character	#	Required	No characters are permitted after the closing character.

**Table 5-26 Container Quantity Records**

**Note:** If there are any CQT rate categories in the segment with SEG Full-service Participation Indicator with value M or F that do not qualify for automation or carrier route prices, PostalOne! will reject the Mail.dat file with the error message For a Mixed mailing or for Full-service prices, all mailpieces in the segment must qualify for automation prices: see CQT records (list CQT records by SEG ID, CQT DB ID and incorrect CQT rate category up to 1000 characters).

### 5.16.1 CQT Rate Category and Qualification Report Price Level

For Periodicals Mail, the CQT Rate Category is mapped to the piece postage lines in the Periodicals postage statement. The following tables for Periodicals In-County – Rate Category and Corresponding Price Level and Periodicals Outside-County – Rate Category and Corresponding Price Level show the correspondence to the displayed Price Level in the Qualification Report for each processing category FL = Flats, IR = Parcels and LT = Letters.

Rate Category	Rate Category Description	Processing Category	Price Level	Price Level Description
A	Saturation ECR	FL	WS	Carrier Route Saturation
B	High Density ECR	FL	HD	Carrier Route High Density
D	Carrier Route	FL	CR	Carrier Route Basic
E	5-Digit Barcode	FL	5B	Auto 5-Digit
H	3-Digit Barcode	FL	3B	Auto 3-Digit
L	Basic Barcode	FL	BB	Barcode Basic
G	5-Digit	FL	5D	Presort 5-Digit
K	3-Digit	FL	3D	Presort 3-Digit
N	Basic Non-Automation	FL	PSRT	Presorted
A	Saturation ECR	IR	WS	Carrier Route Saturation
B	High Density ECR	IR	HD	Carrier Route High Density
D	Carrier Route	IR	CR	Carrier Route Basic
E	5-Digit Barcode	IR	5B	Auto 5-Digit
H	3-Digit Barcode	IR	3B	Auto 3-Digit
L	Basic Automation	IR	BB	Barcode Basic
G	5-Digit	IR	5D	Presort 5-Digit
K	3-Digit	IR	3D	Presort 3-Digit
N	Basic Non-Automation	IR	PSRT	Presorted
A	Saturation ECR	LT	WS	Carrier Route Saturation
AF	Saturation Letter – ECR (Pd Flt)	LT	WS	Carrier Route Saturation
B	High Density ECR	LT	HD	Carrier Route High Density
D	Carrier Route	LT	CR	Carrier Route Basic
E	5-Digit Barcode	LT	5B	Auto 5-Digit
H	3-Digit Barcode	LT	3B	Auto 3-Digit
L	Basic Automation	LT	BB	Barcode Basic
G	5-Digit	LT	5D	Presort 5-Digit
K	3-Digit	LT	3D	Presort 3-Digit
N	Basic Non-Automation	LT	PSRT	Presorted
A1	Non-Automation Saturation-ECR (Standard Mail letters)	LT	WS	Carrier Route Saturation
B1	Non-Automation High Density-ECR (standard mail letters)	LT	HD	Carrier Route High Density
D1	Non-Automation Basic-Carrier Route (Standard mail letters)	LT	CR	Carrier Route Basic

**Table 5-27 Periodicals In-County – Rate Category and Corresponding Price Level**

Rate Category	Rate Category Description	Processing Category	Price Level	Price Level Description
A	Saturation ECR	FL	WS	Carrier Route Saturation
B	High Density ECR	FL	HD	Carrier Route High Density
D	Carrier Route	FL	CR	Carrier Route Basic
E	5-Digit Barcode	FL	5B	Auto 5-Digit
H	3-Digit Barcode	FL	3B	Auto 3-Digit
L3	ADC Barcode	FL	AB	Auto ADC/AADC
L4	Mixed ADC Barcode	FL	MB	Auto Mixed ADC/AADC
G	5-Digit	FL	5D	Presort 5-Digit
K	3-Digit	FL	3D	Presort 3-Digit
L5	ADC	FL	AD	ADC Presort
L6	Mixed ADC	FL	MD	Mixed ADC Presort
FB	Outside County Firm Bundle	FL	FB	Firm Bundle
A	Saturation ECR	IR	WS	Carrier Route Saturation
B	High Density ECR	IR	HD	Carrier Route High Density
D	Carrier Route	IR	CR	Carrier Route Basic
E	5-Digit Barcode	IR	5B	Auto 5-Digit
H	3-Digit Barcode	IR	3B	Auto 3-Digit
L3	ADC Barcode	IR	AB	Auto ADC/AADC
L4	Mixed ADC Barcode	IR	MB	Auto Mixed ADC/AADC
G	5-Digit	IR	5D	Presort 5-Digit
K	3-Digit	IR	3D	Presort 3-Digit
L5	ADC	IR	AD	ADC Presort
L6	Mixed ADC	IR	MD	Mixed ADC Presort
FB	Outside County Firm Bundle	IR	FB	Firm Bundle
A	Saturation ECR	LT	WS	Carrier Route Saturation
B	High Density ECR	LT	HD	Carrier Route High Density
D	Carrier Route	LT	CR	Carrier Route Basic
E	5-Digit Barcode	LT	5B	Auto 5-Digit
H	3-Digit Barcode	LT	3B	Auto 3-Digit
L1	AADC Barcode	LT	AB	Auto ADC/AADC
L2	Mixed AADC Barcode	LT	MB	Auto Mixed ADC/AADC
G	5-Digit	LT	5D	Presort 5-Digit
K	3-Digit	LT	3D	Presort 3-Digit
KF	3-Digit Letter (Pd Flt)	LT	3D	Presort 3-Digit
L7	AADC	LT	AD	ADC Presort
L8	Mixed AADC	LT	MD	Mixed ADC Presort
FB	Outside County Firm Bundle	LT	FB	Firm Bundle

**Table 5-28 Periodicals Outside-County – Rate Category and Corresponding Price Level**

The following table for Standard Mail – Rate Category and Corresponding Price Level show the correspondence to the displayed Price Level in the Qualification Report for each processing category FL = Flats, IR = Parcels, LT = Letters, MP = Machinable Parcel, NF = Not Flat Machinable.

For Standard Mail Parcels and Not Flat Machinable:

Rate category P7 displays ADC Price Level AD where the DMM says NDC.

Rate category P8 Mixed ADC display Price Level MD where the DMM says Mixed NDC.

Rate category N6 displays Price Level MP for processing category LT and the Price Level MD for processing category NF where the DMM says Mixed NDC.



Rate Category	Rate Category Description	Processing Category	Price Level	Price Level Description
N	Basic (1C/4C Presort)	CM	PSRT	Presorted
A	Saturation ECR	FL	WS	Carrier Route Saturation
B	High Density ECR	FL	HD	Carrier Route High Density
D	Carrier Route	FL	CR	Carrier Route Basic
D2	Carrier Route (Bundles on Pallet)	FL	CR	Carrier Route Basic
E	5-Digit Barcode	FL	5B	Auto 5-Digit
H	3-Digit Barcode	FL	3B	Auto 3-Digit
L3	ADC Barcode	FL	AB	Auto ADC/AADC
L4	Mixed ADC Barcode	FL	MB	Auto Mixed ADC/AADC
G	5-Digit	FL	5D	Presort 5-Digit
K	3-Digit	FL	3D	Presort 3-Digit
L5	ADC	FL	AD	ADC Presort
L6	Mixed ADC	FL	MD	Mixed ADC Presort
P7	NDC	IR	BP	Standard Mail NDC
P8	Mixed ADC	IR	MD	Mixed ADC Presort
A	Saturation ECR	LT	WS	Carrier Route Saturation
B	High Density ECR	LT	HD	Carrier Route High Density
A1	Non-Automation Saturation ECR	LT	WS	Carrier Route Saturation
B1	Non-Automation High Density ECR	LT	HD	Carrier Route High Density
D	Carrier Route	LT	CR	Carrier Route Basic
D1	Non-Automation Basic – Carrier Route	LT	CR	Carrier Route Basic
E	5-Digit Barcode	LT	5B	Auto 5-Digit
H	3-Digit Barcode	LT	3B	Auto 3-Digit
L1	AADC Barcode	LT	AB	Auto ADC/AADC
L2	Mixed AADC Barcode	LT	MB	Auto Mixed ADC/AADC
L7	AADC	LT	AB	Machinable AADC
L8	Mixed AADC	LT	MB	Machinable Mixed AADC
N5	NDC	LT	BP	Standard Mail NDC
N6	Mixed NDC	LT	MP	Mixed NDC Standard
G	5-Digit	LT	5D	Presort 5-Digit
K	3-Digit	LT	3D	Presort 3-Digit
L5	ADC	LT	AD	ADC Presort
L6	Mixed ADC	LT	MD	Mixed ADC Presort
GF	5-Digit Letter (Pd Flt)	LT	5D	Presort 5-Digit
KF	3-Digit Letter (Pd Flt)	LT	3D	Presort 3-Digit
N	Basic (1C/4C Presort)	LT	PSRT	Presorted
NF	Basic Letter (Pd Flt)	LT	PSRT	Presorted
S	Single Piece	FL	SP	Single-Piece

**Table 5-29 Standard Mail – Rate Category and Corresponding Price Level**

For First Class Mail, the CQT Rate Category is mapped to the piece postage lines in the Periodicals postage statement. The following table for First Class Mail – Rate Category and Corresponding Price Level show the correspondence to the displayed Price Level in the Qualification Report for each processing category FL = Flats, and PF = First Class Parcel.

Rate Category	Rate Category Description	Processing Category	Price Level	Price Level Description
E	5-Digit Barcode	FL	5B	Auto 5-Digit
H	3-Digit Barcode	FL	3B	Auto 3-Digit

L3	ADC Barcode	FL	AB	Auto ADC/AADC
L4	Mixed ADC Barcode	FL	MB	Auto Mixed ADC/AADC
N	Basic (1C/4C Presort)	FL	PSRT	Presorted
S	Single Piece	FL	SP	Single-Piece
E	5-Digit Barcode	LT	5B	Auto 5-Digit
H	3-Digit Barcode	LT	3B	Auto 3-Digit
L1	AADC Barcode	LT	AB	Auto ADC/AADC
L2	Mixed AADC Barcode	LT	MB	Auto Mixed ADC/AADC
N	Basic (1C/4C Presort)	LT	PSRT	Presorted
S	Single Piece	LT	SP	Single-Piece
G	5-Digit	PF	5D	Presort 5-Digit
K	3-Digit	PF	3D	Presort 3-Digit
S	Single Piece	PF	SP	Single-Piece
L5	ADC	PF	AD	ADC Presort

**Table 5-30 First-Class Mail – Rate Category and Corresponding Price Level**

For Parcel Select, the CQT Rate Category is mapped to the piece postage lines in the Periodicals postage statement. The following table for Parcel Select – Rate Category and Corresponding Price Level shows the correspondence to the displayed Price Level in the Qualification Report for Processing Categories MP = Machinable Parcel, IR = Irregular Parcel, OS = Outside Parcel, and NP = Non machinable Parcel.

Reply Rides Free pieces (CPT Postal Price Incentive Type of A = Reply Rides Free) will be identified in Part A Automation Prices of the First-Class Postage Statement. All Reply Rides Free pieces are processed at the 2oz rate. If not all conditions for Reply Rides Free are met, the pieces will appear on the existing First-Class Part A lines.

Rate Category	Rate Category Description	Price Level	Price Level Description
Z	Par Select Ground	Non PRST	Nonpresort
P7	NDC	NDC	NDC
P8	Mixed NDC	Mixed NDC	Mixed NDC
G	5 – Digit	5D	Presort 5-Digit
PM	SCF	SCF	SCF

**Table 5-31 Parcel Select – Rate Category and Corresponding Price Level**

### 5.17 Un-Coded Parcel Address Record (UPA)

Field	Acceptable Values	Required	Notes
Job ID	Alphanumeric	Required	Must match Job ID of header
Piece ID	Alphanumeric	Required	Unique ID of individual piece within a mailing
CQT Database ID	Numeric	Required	If numeric only, fill left with zeroes.
Address	Alphanumeric		Address line to be used for population of shipping services file. The values of a '#', '-' (en dash), or '—' (em dash) will be supported when populated by converting the values at upload to the following: Original Value : Converted Value '#' : '#' '_' : '-' '—' : '—' All non-printable characters extended ASCII codes, and other characters which do not appear in Table 5-1 "ASCII Symbols Allowed are not supported.

UPA Record Status	O,D, I,U		
Reserve	Alphanumeric		
Closing Character	#		No characters are permitted after the closing character.

**Table 5-32 Un-Coded Parcel Address Record**

### 5.18 Referenceable Mail Record (RMR)

Field	Acceptable Values	Required	Notes
Job ID	Alphanumeric	Required	Must match Job ID of header
RMR ID	Alphanumeric	Required	Must correspond to a .pbc PBC Unique ID, .pdr Piece ID, or .cpt Component ID when the RMR ID Type is B = PBC, P = PDR, or C = CPT, respectively.
RMR ID Type	P, B, C	Required	P = PDR, B = PBC, C = CPT
RMS ID	Alphanumeric		RMS ID of the Referenceable Mail Summary record
RMR Content Type	A, B, C, D, O	Required	Field to capture the type of RMR content. RMR content can either be a URL of a media image that is supported by browsers or a target URL that will be placed as a Hyperlink for the media/image.
CQT Database ID	Number		Required for RMR ID type of PBC and PDR. Field must be blank for RMR ID type of Component.
Referenceable Mail Record Value	Alphanumeric		Value/Content URL for the Referenceable Mail media or target/HREF document (could be a webpage, or image/media driven by the RMR Content Type field). The URL value must start with a lower case http:// or https://.
RMR Template Code	A-Z		A, B, C...to Z. A is only supported value.
RMR Record Status	O,D, I,U		O = Original, D = Delete, I = Insert, U = Update
Closing Character	#		No characters are permitted after the closing character.

**Table 5-33 Referenceable Mail Record**

### 5.19 Referenceable Mail Summary Record (RMS)

Field	Acceptable Values	Required	Notes
Job ID	Alphanumeric	Required	Must match Job ID of header
RMS ID	Alphanumeric	Required	Unique ID of individual campaign
Campaign Title	Alphanumeric	Required	
Campaign Code	Alphanumeric	Required	

Campaign Serial Grouping	Alphanumeric		Blank = Imbs not in continuous serial range. This option should create single piece campaigns. This option should be used when a) the campaigns are personalized and/or b) the Imbs are not in continuous serial range. C = Imbs in continuous serial range with non-personalized campaigns.
Display Name	Alphanumeric	Required	
Date Start	Date		
Date End	Date		
RMS Record Status	O,D, I,U		O = Original, D = Delete, I = Insert, U = Update
Closing Character	#		No characters are permitted after the closing character.

**Table 5-34 Referenceable Mail Summary Record**

## 5.20 Referenceable Mail Barcode Record (RMB)

Field	Acceptable Values	Required	Notes
Job ID	Alphanumeric	Required	Must match Job ID of header
RMS ID	Alphanumeric	Required	Unique ID of individual campaign
Barcode	Alphanumeric	Required	Imb for Informed Delivery.
RMB Content Type	A, B, C, D, O	Required	Field to capture the type of RMR content. RMR content can either be a URL of a media image that is supported by browsers or a target URL that will be placed as a Hyperlink for the media/image.
Original Job ID	Alphanumeric		
Original User License Code	Alphanumeric		
RMB Value	Alphanumeric		Value/Content URL for the Referenceable Mail media or target/HREF document (could be a webpage, or image/media driven by the RMR Content Type field).
RMB Template Code	A-Z		
RMS Record Status	O,D, I,U		O = Original, D = Delete, I = Insert, U = Update
Closing Character	#		No characters are permitted after the closing character.

**Table 5-35 Referenceable Mail Barcode Record**

## 6. Mailing Scenarios

This section contains mailing scenarios and detailed information on how to set up a Mail.dat eDoc to successfully comply with the *PostalOne!* system. It also details Postage Statement Mappings for all supported postage statements and lines.

## 6.1 Full Service

Full-service provides the Mailers with the option to receive information on the following services: Start-the-Clock, Container Visibility, Address Correction (ACS), Change of Address (COA), ACS Nixie, Performance Based Verification (PBV) Full-Service Compliance Results, eDoc Mail Quality Results, and IMB Tracing.

To comply with the full service option the following requirements must be met:

- Intelligent Mail Mailpiece Barcode must be unique for a period of 45 days based on the postage statement mailing date
- Intelligent Mail Tray Barcode must be unique for a period of 45 days based on the postage statement mailing date
- Container Barcodes must be unique for a period of 45 days based on the postage statement mailing date
- Mail Owner and Mail Preparer must be identified (by/for)
- FAST appointments are required for drop ship mailings and all mailer transported, origin entered mail verified at a DMU

### 6.1.1 Claiming Full Service

The .seg Full Service Participation Indicator must be consistent with the .cqt Service Level Indicator. All .cqt Service Level Indicator fields must be F when the .seg Full Service Participation Indicator is F. At least one .cqt Service Level Indicator must be F when the .seg Full Service Participation Indicator is M.

In a Full or Mixed Service mailing the following fields must be populated:

- .hdr Mail.dat Presentation Category must be M, P, C, E
- .seg Full-service Participation Indicator must be F, M
- .seg Class Defining Preparation must be 1, 2, 3, 4, 6
- .mpu Mail Piece Unit – Rate Type must be R, N, S, C, W, T, B
- .mpu Mail Piece Unit – Mail Class LT, FL, CD
- .cpt Component Class must be 1, 2, 3, 4, 5
- .csm USPS Pick Up must be populated

In a Full or Mixed Service mailing the following rate categories can be used:

- First Class – E, H, L1, L2, L3, L4
- Standard Mail – D, D2, E, H, L3, L4, FF, FI, or FG
- Periodicals (In County) – A, B, D, E, H, L, L1, L2, L3, L4
- Periodicals (Outside County) – A, B, D, E, H, L1, L2, L3, L4
- Package Services – D, N

### 6.1.2 Submitting Barcode Information

A full service mailing must populate piece, tray, and container barcode information within the eDoc in order to generate a Ready to Pay (UPD) statement. Barcode must be unique below the configurable threshold that is currently set to 2%.

- The PDR or PBC file must be provided with the .pdr IM Barcode or .pbc Barcode field populated with 31 characters
- A record must exist for each piece claimed in the .cqt file (between piece and copy counts for periodicals)

- A logical container must have a physical sibling and each physical container must populate the .csm Label: IM Container or IM Tray Barcode field

### 6.1.3 Submitting By/For Information

The selection of the appropriate method is determined by the Mail.dat file used to submit the piece information in Mail.dat.

**Option for Piece Detail Record:** If the mailer is submitting the piece information using the PDR Record, the following options can be used for identifying the By/For:

#### Option A: Component Record and MPU/C Relationship Record

In Component (CPT) record, the Mail Owner can be identified by either a Mailer ID of Mail Owner or a CRID of Mail Owner (only one of the fields needs to be populated, if both are populated, the order of preference is indicated in Table 6-1). In either case, when using the Component record to provide owner identification, the Host Statement Component ID in the MCR must be populated with the Component ID from the host component record. The Host Statement Component ID in the MCR must always be populated even if it is the same as the Component ID in the MPU/C Relationship Record (self-referential).

The PDR record identifies the CQT Database ID and the CQT record identifies the Mailpiece Unit MPU record. The MPU/C Relationship Record (MCR) record for this MPU record where the Component ID is the same as the Host Component ID references the MCR – Primary MPA ID. The *PostalOne!* System finds the MPA – Unique Sequence/Grouping ID that matches the MCR – Primary MPA ID and uses this MPA to find the either a Mailer ID of Preparer or CRID of Preparer (only one of the fields needs to be populated, if both are populated, the order of preference is indicated in the table below).

Mail.dat File	Mail.dat Field name	Identifies	Order of Preference
CPT	Mailer ID of Mail Owner	Owner	First
MPA	Mailer ID of Mail Owner	Owner	Second
CPT	CRID of Mail Owner	Owner	Third
MPA	CRID of Mail Owner	Owner	Fourth
MPA	Mail Owners Lcl Permit Ref Num / Intl Bill Num	Owner	Fifth
MPA	USPS Publication Number (applicable only for Periodicals)	Owner	Sixth
MPA	Mailer ID of Preparer	Preparer	First
MPA	CRID of Preparer	Preparer	Second
MCR	Host Statement CPT ID	Host CPT for MPA record	Required

**Table 6-1 Data Distribution Fields (PDR with CPT and MCR)**

#### Option B: Mail Postage Account Record (MPA)

In MPA, Mail Owner can be identified by one of Mailer ID of Mail Owner, CRID of Mail Owner, or Mail Owners Lcl Permit Ref Num/Intl Bill Num. The USPS Publication Number can be used to identify the Mail Owner. (Only one of the fields needs to be populated, if more are populated, the order of preference is indicated in Table 6-2). For Nonprofit Standard Mail, the Mail Owners Lcl Permit Ref Num/Intl Bill Num must be populated with the mail owners permit that is authorized for Nonprofit Standard Mail. USPS Publication Number is only used to identify a Mail Owner for Periodicals mailings.

In MPA record, the Mail Preparer can be identified by either a Mailer ID of Preparer or a CRID of Preparer. (Only one of the fields needs to be populated, if both are populated, the order of preference is indicated in Table 6-2).

Mail.dat File	Mail.dat Field name	Identifies	Order of Preference
MPA	Mailer ID of Mail Owner	Owner	First
MPA	CRID of Mail Owner	Owner	Second
MPA	Mail Owners Lcl Permit Ref Num / Intl Bill Num	Owner	Third

MPA	USPS Publication Number, only for Periodicals Mail)	Owner	Fourth
MPA	Mailer ID of Preparer	Preparer	First
MPA	CRID of Preparer	Preparer	Second

**Table 6-2 Data Distribution Fields (PDR with MPA)**

### 1.1.6 By/For Verification

A By/For Verification process occurs during eDoc processing of full-service Mail.dat files. By/For Verification validates that the Mail Preparer (By) and Mail Owner (For) identifiers specified in the eDoc are internally consistent and valid. The Mail Owner determined during By/For Verification is used to confirm the correct profile to be used for Data Distribution.

The result of By/For Verification determines the data recipients for the Data Distribution. The following reference data is used to determine valid By/For:

- The CRID must be valid in Customer Registration.
- The CRID must be associated to the Mailer ID in the Mailer ID system.
- The Permit (Mail Owners Lcl Permit Ref Num/Intl Bill Num from MPA) must be associated to the CRID in the *PostalOne!* System and must be within the same finance number of the Permit and Permit ZIP+4 in the MPA.
- The Publication Number (USPS Publication Number from MPA) must be associated to the CRID in the *PostalOne!* System and must be within the same finance number of the Publication Number and Permit ZIP+4 in the MPA.

The By/For is invalid if there is a conflict between the Mail Owner and Mail Preparer fields within a Mail.dat, identified during By/For Verification. These discrepancies during eDoc processing are returned to the *PostalOne!* system as By/For Conflict messages. A By/ For Conflict message is provided for notification only. It does not prevent mailers from receiving feedback on ACS, Start-the-Clock, Container Visibility, PBV Full-Service Compliance Results, and IMB Tracing. Below the rules for Mail Owner Conflict and Mail Preparer Conflict are described.

#### Mail Owner CRID Conflict with Piece Detail Record

To avoid CRID conflict, when applicable the following items found using the CQT DB ID in the PDR must match.

- CRID of Mail Owner from MPA
- CRID of Mail Owner from CPT
- CRID of Mailer ID for the Mail Owner in MPA
- CRID of the Mailer ID for the Mail Owner in CPT
- CRID of the Permit (Mail Owners Lcl Permit Ref Num/Intl Bill Num) for Mail Owner in the MPA
- If Periodicals Mail, CRID of the Publication Number for Mail Owner in the MPA

#### Mail Owner Mailer ID Conflict

Mailer ID of Mail Owner from MPA must match Mailer ID of Mail Owner from CPT.

#### Mail Preparer CRID Conflict with Piece Detail Record

CRID of Preparer from MPA must match Mailer ID of Preparer from MPA.

**Note:** The Mail Owner MID and Mail Owner CRID can be used for Full-Service data distribution, but is not used to identify the mail owner on the postage statement.

### 6.1.6 Full Service Data Distributions

The dissemination of the data is referred to as full-service Data Distribution. The recipients for the Data Distribution are determined according to the By/For relationship defined in the Mail.dat file submission. If there is a failure of the full-service Data Distribution for Mail.dat files and if the Postal Service decides to use OneCode ACS for the contingency plan, the Address Correction (ACS) Change of Address (COA) and the ACS Nixie shall be provided to the Mailer ID on the affected mailpieces and the Data Distribution designated in the Mail.dat file is ignored.



## 6.2 Seamless Acceptance

The Seamless Acceptance process is designed to leverage Intelligent Mail Barcodes to achieve a seamless entry and automated verification approach for mail entered into the USPS. Mail presented to acceptance employees at postal and mailer facilities currently are subject to a manual verification process designed to validate proper postage is paid and collected.

To participate in Seamless Acceptance mailers must participate in Full-Service, therefore mailings must be submitted using eDoc, all containers, trays, and pieces must contain a unique Intelligent Mail Barcode, and piece level data information must be submitted. Participation in eInduction is also required.

A mailer is first initiated into the program in a Seamless Parallel process. Seamless Parallel is an intermediate step mailers must take before fully participating in Seamless Acceptance. During Parallel both traditional and seamless verifications will be performed. Seamless Acceptance verifications will not result in additional postage during Parallel and auto finalization of postage statements will not occur. Seamless Parallel allows mailers to receive feedback on whether eDoc meets Seamless Acceptance and mail barcoding requirements.

### 6.2.1 Claiming Seamless Acceptance

In a Mail.dat eDoc a mailing is identified as a Seamless Acceptance or Seamless Parallel mailing when the .seg eDoc Sender CRID field is designated in *PostalOne!*. These initial conditions must be met for Seamless Acceptance validations to run on the eDoc to qualify it for automated postage statement finalization on the mailing date. Validations failures will trigger an error message for Seamless Acceptance or a warning message for Seamless Parallel.

In a Seamless or Seamless Parallel mailing the following will be verified:

- A .pdr or .pbc file containing barcode fields populated with 20, 25, 29 or 31 character value
- Handling units contain a 24 digit IMTM Tray Barcode
- Containers contain a 21 digit IMTM Container Barcode that begins in 99M
- The .pdr or .pbc barcodes are unique below the configurable threshold
- Number of child records equal a count between the parent .csm Number of Pieces and Copies
- The .csm CSA Agreement ID is populated
- The .csm Reservation Number is populated
- The .csm USPS Pick Up is populated

**Note:** *The above are a select set of verifications that are required. There may be more validations specific to Seamless or Seamless Parallel that are warnings and therefore will not fail the submission within PostalOne! yet result in Seamless errors on the Mailer Scorecard.*

### 6.2.2 Auto Finalization

Mailers that are participating in Seamless Acceptance will have their postage statements automatically finalized after a successful job submission. The postage statements will be finalized by the PostalOne! system on the postage statement mailing date that was submitted in the .csm Postage Statement Mailing Date file of the eDoc.

Balance checks are performed electronically to verify that permits and account numbers that are associated are funded prior to postage statement finalization. If there are not enough funds to cover postage negative balance warnings or errors are triggered and the Postage Statement will not be Autofinalized.

### 6.2.3 Seamless Acceptance Processing

Seamless Acceptance eDoc will be compared against Surface Visibility (SV), Mail Processing Equipment (MPE), and Full Service Intelligent Mail Device (FS IMD) scan results to perform postage payment, content, piece weight, presort, barcode quality, and undocumented pieces verifications. SASP will calculate the errors, determine if they are statistically significant and calculate the postage adjustment factor of each error and apply applicable postage

impacts to the mailers mailings for the current assessment period. These results are viewed in the Mailer Scorecard and associated reports.

Additional information is available in the Publication for Streamlined Mail Acceptance for Letters and Flats.

### 6.3 eInduction

Leveraging the foundation of Full-Service Intelligent Mail, the Postal Service worked actively with the industry to design, develop, and deploy programs to streamline the acceptance and entry of commercial mailings. The electronic Induction (eInduction) process streamlines the preparation and induction (how and where the mail physically enters the USPS mailstream) of drop shipments and expedited plant load mailings. eInduction leverages existing electronic documentation (eDoc), Intelligent Mail container barcode (Imcb – a barcode with greater data capacity), and handheld scanner technologies to verify payment and preparation of commercial mail containers. In doing so, eInduction eliminates the need for paper PS Forms 8125 and 8017 and manual reconciliation at the entry facility.

#### 6.3.1 Container Information

eInduction utilizes the eDoc for information about the container, its entry location, postage statement, and contents for its processing. The following fields are used for eInduction:

eInduction Field	Source Mail.dat Field	Notes
Job ID	.hdr Job ID	N/A
Job Name	.hdr Job Name	N/A
Header History Sequence Number	.hdr Header History Sequence Number	First Header created with initial iteration of this Mail.dat@ = "9999", next iteration of this Mail.dat@ as it is successively processed would have a Header with a History Sequence number = "9998", etc. Current Active Header would be next in the series, hence the record with the lowest History Sequence value. Header History Status field (see next) also denotes current active header.
Presentation Category	.hdr Mail.dat Presentation Category	P, M, C, E, N
eDoc Submitter CRID	.seg eDoc Submitter CRID	N/A
Class of Mail	.seg Class Defining Preparation	7 = First Class 1 = Periodicals 1 = Std Mail 4 = Pkg Services 6 = Std/Periodicals/BPM Co-Mailings
Processing Category	.seg Principal Processing Category	LT = Letter MP = Machinable Parcel FL = Flat IR = Irregular Parcel CD = Card
Full Service Indicator	.seg Full Service Participation Indicator	N/A
Verification Facility ZIP	.seg Verification Facility ZIP	N/A
Preparer MID/ Preparer CRID	Multiple (uses Full Service Mail Preparer precedence)	N/A
Finance No	.mpa Permit ZIP or .seg Verification Facility ZIP	N/A
Mailing Facility		N/A

Container ID	.csm Container ID	A unique numeric code for this container within this Job, exclusive of Container Type. This is a serial number for this container
Container Type	.csm Container Type	P, M, Z, H, A, G, D, R, C, AB
Container Level	.csm Container Level	P
Container Barcode	.csm Label: IM Container or IM Tray Barcode	Must start with 99M and be 21 characters in length
Container Destination ZIP	.csm Container Destination ZIP	The 5-digit or 3-digit destination of container defined in this record.
Locale Key	.csm Entry Point – Actual/Delivery Locale Key	US = LOCA12345 (LOC plus 6 bytes of the Locale key from the drop ship product); 'ORIGIN' for origin entered mail
Entry Facility Type	.csm Entry Point for Entry Discount – Facility Type	B = DNDC A = ASF S = DSCF D = DDU H = Tran Hub R = DADC
Scheduled In Home Date	.csm Scheduled In Home Date	N/A
Accept Misshipped	.csm Accept Misshipped	Y= Yes Blank=No Set to Y (optional) if Misshipped containers are to be accepted
Deepest Discount Claimed	.cqt Destination Entry	B = DNDC S = DSCF D = DDU A = DADC P = DFSS
Planned Entry Location	.csm Entry Point for Entry Discount Facility Type	B = DNDC A = ASF S = DSCF D = DDU H = Tran Hub R = DADC W = FSS
Numeric Zone	.cqt 3/5 Container Division	1 = Zone 1&2 3, 4, 5, 6, 7, 8, 9 = Zone 3, 4, 5, 6, 7, 8, 9
Non Numeric Zone	.cqt Zone	S = SCF D = DDU W = FSS V = ADC

**Table 6-3 eInduction Fields**

### 6.3.2 Pre Induction Verification and Release

Pre Induction validations take place after containers have been loaded to the eInduction tables. These validations are run when containers are initially loaded to the tables, then re-run with any update to the container record (payment, appointment association, etc.).

eInduction Field	eDoc	Business Rules
Container Barcode	lmcb	lmcb has to be 21 characters long

**Table 6-4 lmcb Character Length Verification (E1)**

eInduction Field	eDoc	Business Rules
Container Barcode	lmcb	The MID within the lmcb has to be numeric.

**Table 6-5 lmcb Numeric MID Verification (E3)**

eInduction Field	Mail Direction File Field	Business Rules
Mail Class	Class	Match on Mail Class

Processing Category	Processing Category	Match on Mail Shape
Destination Entry	Drop Ship Discount Type	Identify entry types at the same level or deeper than the discount claimed
Locale Key (FAST/eDoc)	Locale Key	Match on Valid Entry Facility (including co-located facilities)
Postage Statement Mailing Date	Publication Date	Match on MDF version published prior to Mailing Date
Postage Statement Mailing Date	Effective Start Date	Match on entry facilities within the MDF that went into effect prior to the Mailing Date
Postage Statement Mailing Date	Actual Drop End Date	Match on entry facilities within the MDF that will continue to be active on or after the Mailing Date

**Table 6-6 EPD Container Verification (E4)**

eInduction Field	eDoc	Business Rules
Deepest Discount Claimed	.cqt Destination Entry	.csm Entry Facility >= .cqt Destination Entry
Entry Facility	.csm Entry Point for Entry Discount – Facility Type	

**Table 6-7 Deepest Entry Discount Claimed CQT/CSM Verification (E7)**

eInduction Field	eDoc	Business Rules
Deepest Discount Claimed	.cqt Destination Entry	.cqt Destination Entry = 'N'
USPS Pickup	.csm USPS Pickup	USPS Pickup = 'Y'

**Table 6-8 USPS Pickup and Destination Entry Verification (E8)**

eInduction Field	eDoc	Business Rules
Container Barcode	Imcb	Imcb must be unique within 45 days

**Table 6-9 Unique Imcb for 45 Days Verification (E10)**

eInduction Field	Mail Direction File Field	Business Rules
3/5 Container Division	Destination ZIP Code	eDoc Zone > = Max Zone Allowed
ZIP from Scan	Origin ZIP	

**Table 6-10 Zone Container Verification (E13)**

eInduction Field	eDoc	Business Rules
USPS Pickup	.csm USPS Pickup	USPS Pickup = 'Y'
Appointment ID	.csm Reservation Number	Container on FAST appointment

**Table 6-11 USPS Container on Appointment Verification (E14)**

eInduction Field	eDoc	Business Rules
Container Division Zip	.cqt 3 Digit/5 Digit Container Division	3 Digit/5 Digit Container Division <> Labeling List

**Table 6-12 3 Digit/5 Digit Container Division on Labeling List Verification (E15)**

eInduction Field	Mail Direction File Field	Business Rules
Mail Class	Class	Match on Mail Class
Processing Category	Processing Category	Match on Mail Shape
Entry Point for Entry Discount – Facility Type	Drop Ship Discount Type	Identify entry types at the same level or deeper than the discount claimed
Container Destination ZIP	ZIP Code	Match on 3/5 eDoc ZIP
Scan Locale Key	Locale Key	Match on Valid Entry Facility (including co-located facilities)
Postage Statement Mailing Date	Publication Date	Match on MDF version published prior to Mailing Date
Postage Statement Mailing Date	Effective Start Date	Match on entry facilities within the MDF that went into effect prior to the Mailing Date
Postage Statement Mailing Date	Actual Drop End Date	Match on entry facilities within the MDF that will continue to be active on or after the Mailing Date

**Table 6-13 Misshipped Container Verification (E29)**

### 6.3.2.1 Container Release

eInduction will release containers to entry point facilities based on Mail Class, Processing Category, Container Destination Zip, and Postage Statement Mailing Date. If the mailer enters 'ORIGIN' as their Locale Key or eInduction is unable to find a valid entry facility per the MDF PO! will release to the locale key within the mailers eDoc. This includes releasing to collocated facilities that process at the same entry discount level and higher. Non-continuous Mailers who enter 'ORIGIN' as their eDoc locale key may still be subject to Misshipped verification/failure at the dock.

### 6.3.2.2 Finalization of Postage Statement

eInduction containers cannot ship until they are paid for. Containers release to SV once the postage statement is in a FIN or FPP status and provided the containers do not fail and pre-induction validations. A Postal Service clerk finalizes the associated postage statement at the acceptance location. Containers not finalized will be rejected at induction and returned to the mailer.

Please note that the SV process relies on the transfer of information contained in the electronic documentation to the SV scanning systems. If a postage statement is reversed while the associated containers are being entered at a

destination facility the transfer of data is broken. This could result in containers being held at the destination facility. If a postage statement needs to be reversed and re-submitted, it is strongly recommended that mailers find a 2 hour window where containers are not being entered before reversing and resubmitting the postage statement.

### 6.3.3 Post Induction Verification

Post Induction verifications compare scans collected at the point of induction to information submitted in the eDoc to verify payment and preparation of commercial mail containers.

eInduction Field	Mail Direction File Field	Business Rules
Mail Class	Class	Match on Mail Class
Processing Category	Processing Category	Match on Mail Shape
Destination Entry	Drop Ship Discount Type	Identify entry types at the same level or deeper than the discount claimed
Locale Key (Scan)	Locale Key	Match on Valid Entry Facility (including co-located facilities)
Unload Date Time	Publication Date	Match on MDF version published prior to Unload Date
Unload Date Time	Effective Start Date	Match on entry facilities within the MDF that went into effect prior to the Unload Date
Unload Date Time	Actual Drop End Date	Match on entry facilities within the MDF that will continue to be active on or after the Unload Date

**Table 6-14 EPD Container Verification (E4P)**

eInduction Field	Mail Direction File Field	Business Rules
Mail Class	Class	Match on Mail Class
Processing Category	Processing Category	Match on Mail Shape
Entry Point for Entry Discount – Facility Type	Drop Ship Discount Type	Identify entry types at the same level or deeper than the discount claimed
Container Destination ZIP	ZIP Code	Match on 3/5 eDoc ZIP
Locale Key (Scan)	Locale Key	Match on Valid Entry Facility (including co-located facilities)
Unload Date Time	Publication Date	Match on MDF version published prior to Unload Date
Unload Date Time	Effective Start Date	Match on entry facilities within the MDF that went into effect prior to the Unload Date

Unload Date Time	Actual Drop End Date	Match on entry facilities within the MDF that will continue to be active on or after the Unload Date
------------------	----------------------	--

**Table 6-15 Misshipped Container Verification (E29P)**

eInduction Field	USPS Zone Chart	Business Rules
Entry Zone	Zone	Identify Zones at the same level or lower than the zone claimed
3/5 Container Division	Destination ZIP	Match on Destination ZIP
ZIP from Scan	Origin ZIP	Match on Origin ZIP

**Table 6-16 Numeric Zone Container Verification (E13P)**

eInduction Field	Mail Direction File Field	Business Rules
Mail Class	Class	Match on Mail Class
Processing Category	Processing Category	Match on Mail Shape
Entry Zone	Drop Ship Discount Type	Identify entry types at the same level or deeper than the discount claimed
Locale Key (Scan)	Locale Key	Match on Valid Entry Facility (including co-located facilities)
Unload Date Time	Publication Date	Match on MDF version published prior to Unload Date
Unload Date Time	Effective Start Date	Match on entry facilities within the MDF that went into effect prior to the Unload Date
Unload Date Time	Actual Drop End Date	Match on entry facilities within the MDF that will continue to be active on or after the Unload Date

**Table 6-17 Non-Numeric Zone Container Verification (E13AP)**

eInduction Field	Postage Statement	Business Rules
Postage Statement Status	Stage	Must be in FIN or FPP status for containers that are scanned and inducted with an associated eDoc record.

**Table 6-18 Payment Container Verification (E11P)**

Original Container	Duplicate Container	Business Rules
Container Barcode	Container Barcode	Match on ImcB



Unload Date Time	Unload Date Time	Duplicate container was unload outside 5 hour window of the original container and within 45 days of the original
Appointment ID	Appointment ID	Duplicate container was placed onto a different appoinmtne

**Table 6-19 Duplicate Container Verification (E17P)**

eInduction Field	Business Rules
Container Barcode	ImcB not found on any eDoc marked for eInduction
Postage Statement	ImcB is not found on any finalized postage statement within eDoc
Unload Date	Container has exceeded the 10 day grace period for pending eDoc status

**Table 6-20 True Undocumented Container Verification (UNDOC)**

eInduction Field	Postage Statement	Business Rules
Postage Statement Status	Stage	Container was found on an EST statement or not found on ANY postage statement

**Table 6-21 EST Payment Container Verification (E28P)**

#### 6.3.4 Post Induction Assessment

Post Induction assessments are gathered against all errors at container level, then rolled up to CRID level daily until lock down (11<sup>th</sup>). Every error type evaluates a separate rate ingredient and adjusts that ingredient accordingly. For entry-based verification, the adjusted rate ingredients are determined by the actual entry facility type or entry zone. For Payment, the full original postage statement charge is assessed against the Mailer. For Duplicate and Undoc, a 30 day average container change is charged against the Mailer.

Error Type	Responsible Party/Mailer
Misshipped	eDoc Submitter CRID
EPD	eDoc Submitter CRID
Zone	eDoc Submitter CRID
Payment	eDoc Submitter CRID
Duplicate	eDoc Submitter CRID
Undoc (E28P)	eDoc Submitter CRID
True Undocumented	CRID from MID on ImcB

Mail Class	Adjusted Rate Ingredient	Potential Change
PE – 3541 (Part E)	Entry Point for Entry Discount – Facility Type	Deepest allowable at site*
SM – 3602	Destination Entry	Deepest allowable at site*
BPM – 3605	Destination Entry	Deepest allowable at site*

**Table 6-22 EPD Container Assessment (E4P)**

\*includes co-located sites

\*must be mappable on statement. If not mappable, next deepest discounts are tested for mapability until a valid rate is mapped

Mail Class	Adjusted Rate Ingredient	Potential Change
PE – 3541 (Part A)	Entry Zone	N – None
PE – 3541 (Part B)	Entry Zone	1 = 1&2
PE – 3541 (Part E)	Entry Point for Entry Discount – Facility Type	K = Origin NDC
SM – 3602	Destination Entry	N = None
BPM – 3605	Destination Entry Entry Zone	N = None Zone Zone = MAX per USPS Zone Chart

**Table 6-23 Misshipped Container Assessment (E29P)**

Mail Class	Adjusted Rate Ingredient	Potential Change
PE – 3541 (Part B)	Entry Zone	MAX Zone allowed
BPM – 3605	Entry Zone	MAX Zone allowed

**Table 6-24 Numeric Zone Container Assessment (E13P)**

Mail Class	Adjusted Rate Ingredient	Zone (Non-Numeric)
PE – 3541 (Part B)	Entry Zone	Deepest allowable at site*

**Table 6-25 Non-Numeric Zone Container Assessment (E13AP)**

\*includes co-located sites

\*must be mappable on statement. If not mappable, next deepest discounts are tested for mappability until a valid rate is mapped

Mail Class	Payment
PE – 3541	Container postage assessed from all pieces on container
SM – 3602	Container postage assessed from all pieces on container
BPM – 3605	Container postage assessed from all pieces on container

**Table 6-26 Payment Container Assessment (E11P)**

Mail Class	Duplicate
PE – 3541	Average container postage for mailer in current month, previous month, then average container postage of all mailers in current month.
SM – 3602	Average container postage for mailer in current month, previous month, then average container postage of all mailers in current month.
BPM – 3605	Average container postage for mailer in current month, previous month, then average container postage of all mailers in current month.

**Table 6-27 Duplicate Container Assessment (E17P)**

Mail Class	Undoc
PE – 3541	Average container postage for mailer in current month, previous month, then average container postage of all mailers in current month.

SM – 3602	Average container postage for mailer in current month, previous month, then average container postage of all mailers in current month.
BPM – 3605	Average container postage for mailer in current month, previous month, then average container postage of all mailers in current month.

**Table 6-28 Undocumented Container Assessment (UNDOC)**

Mail Class	Undoc
PE – 3541	Average container postage for mailer in current month, previous month, then average container postage of all mailers in current month.
SM – 3602	Average container postage for mailer in current month, previous month, then average container postage of all mailers in current month.
BPM – 3605	Average container postage for mailer in current month, previous month, then average container postage of all mailers in current month.

**Table 6-29 Undocumented Container Assessment (E28P)**

## 6.4 Start the Clock

Information in the electronic documentation is used along with data captured at arrival at the USPS to determine Start-the-Clock for each container in the Mail.dat. It is critical that the Mail.dat .CSM file is accurately populated to correctly identify two separate pieces of information. These will each be covered in additional detail in the two sub-sections that follow.

- How the container is being transported to the USPS (Induction Method)
- Where the container is being left in the USPS (Entry Location)

### 6.4.1 Induction Method

The first piece of information that impact Start-the-Clock from eDoc is accurate identification of the induction method. There are five different induction methods or ways of entering mail with the USPS. The electronic documentation indicates which induction method is being used within the .CSM file for each container.

- BMEU: Container is brought to the BMEU for verification and payment left at the BMEU

Entry Point for Entry Discount Facility Type	Origin NDC, Origin ASF, Origin ADC, Origin SCF, Origin, or Origin AMF
USPS Pick-Up Indicator	No
Reservation Number	Blank

**Table 6-30 .CSM Fields BMEU**

- DMU Verified, USPS Transported: Container is verified and paid at the mailer's Detached Mail Unit and then transported on a USPS truck directly to a USPS facility for processing. This is only a valid induction method for origin-entry mail.

Entry Point for Entry Discount Facility Type	Origin NDC, Origin ASF, Origin ADC, Origin SCF, Origin, or Origin AMF
USPS Pick-Up Indicator	Yes
Reservation Number	Blank

**Table 6-31 .CSM Fields DMU Verified**

- Origin Verified, Mailer Transported: Container is verified and paid at the mailer's Detached Mail Unit or at a BMEU and then transported by the mailer directly to a USPS processing facility. This is only a valid induction method for origin-entry mail. This is the induction method being used if an 8017/e8017 is created.

Entry Point for Entry Discount Facility Type	Origin NDC, Origin ASF, Origin ADC, Origin SCF, Origin, or Origin AMF
USPS Pick-Up Indicator	No
Reservation Number	Optional – May be populated with a FAST one-time or recurring appointment ID

**Table 6-32 .CSM Fields Origin Verified**

- Drop-Ship to an NDC, ADC, FSS, or SCF: Container is transported by the mailer directly to a USPS processing facility and the container is claiming a drop-ship discount. This is the induction method being used if an 8125/e8125 is created and an NDC, ADC, FSS, or SCF discount is claimed

Entry Point for Entry Discount Facility Type	DNDC, ADC, DSCF, DFSS, DAMF/DSCF, ASF/DNDC
USPS Pick-Up Indicator	No
Reservation Number	Optional – May be populated with a FAST one-time or recurring appointment ID

**Table 6-33 .CSM Fields Drop Ship to NDC, ADC, FSS, or SCF**

- Drop-Ship to a Delivery Unit: Container is transported by the mailer directly to a USPS delivery unit and the container is claiming a drop-ship delivery unit discount.

Entry Point for Entry Discount Facility Type	DDU
USPS Pick-Up Indicator	No
Reservation Number	Optional – May be populated with a FAST one-time or recurring appointment ID if the delivery unit allows appointments to be created

**Table 6-34 .CSM Fields Drop Ship to Delivery Unit**

## 6.4.2 Entry Location

The second piece of information that impacts Start-the-Clock is the identification of the entry location of a container. Depending on the induction method, there are different USPS data sources for accurately identifying the entry location of a container to populate the electronic documentation. The USPS strongly recommends that the entry location be identified using a locale key and placed in the Entry Point – Actual/Delivery – Locale Key field in the .CSM file. The locale key is a unique identifier for every USPS facility.

Induction Method	USPS Data Source
BMEU	Facility File from the Drop-Ship Product
DMU – Verified, USPS Transported	CSA or Facility File from the Drop Ship Product
Origin – Verified, Mailer Transported	CSA or Facility File from the Drop Ship Product
Drop-Ship to an NDC, ADC, SCF, or FSS	Mail Direction File from the Drop Ship Product
Drop-Ship to a Delivery Unit	Mail Direction File from the Drop Ship Product

**Table 6-35 Local Key Data Source for Entry Point – Actual/Delivery Local Key Field**

### Customer Supplier Agreement (CSA)

The CSA is a joint agreement created with a specific mailer at a specific location that defines palletization rules and entry locations for that mailer's First-Class volume. Most First-Class mailers do not have a CSA. Within the CSA, the entry location for a specific pallet preparation is found in the Facility Locale Key. Different pallet preparations for the same mailer may have different entry locations; make certain that the correct entry location for a specific pallet preparation is being added to the .CSM file. If a CSA is available for a mailer, it can be downloaded from the FAST website at <http://fast.usps.com>.

### Facility File from the Drop Ship Product

The Facility File is part of the drop ship product available from the FAST website at <https://fast.usps.com/fast/fastApp/resources/dropShipFileDownload.action>. An updated version of the drop ship product is available on the first day of every month. One of the files within the drop ship product is the Facility File. The Facility File includes information about every USPS entry location including the locale key. The locale key for a facility can be looked up in the facility file if the user already knows the facility name, facility address, or facility city and state.

### Mail Direction File from the Drop Ship Product

The Mail Direction File is part of the drop ship product available from the FAST website at <https://fast.usps.com/fast/fastApp/resources/dropShipFileDownload.action>. An updated version of the drop ship product is available on the first day of every month. One of the files within the drop ship product is the Mail Direction File. There are three version of the Mail Direction File (v1, v2, and v3). Any of the versions can be used to get the locale key of any drop-ship location within the USPS network. Additional instructions on using the Mail Direction File are available here: <https://fast.usps.com/jobaid/MailDirectionReport.pdf>.

## 6.5 Customer Supplier Agreement Procedures

The procedures on key fields that need to be identified when applying a Customer/Supplier Agreement (CSA) to the electronic documentation are listed below. These fields should match to the specific separation line entry for a given CSA ID. Upon Mail.dat postage statement finalization, the CSA Status must be Active and apply to a date on when the CSA is effective.

No	CSA	Mail.dat		Notes
	Field Name	File	Field Name	
1	CSA ID	Segment (SEG)	CSA Agreement ID	This is assigned a numeric value by the Postal Service. Do not use leading zeroes.
2	Mail Class	Segment (SEG)	Class Defining Preparation	
3	Processing Category	Segment (SEG)	Principal Processing Category	
4	Processing Code	Container Summary (CSM)	Container Level Code	Does not apply for periodicals
5	Facility Locale Key	Container Summary (CSM)	Entry Point – Actual/Delivery – Locale Key	Locale Key should be provided in Mail.dat
6	Day of Week	Container Summary (CSM)	A) Scheduled Induction Date (applies only for BMEU & DMU-Verified Mailer Transported); B) Scheduled Ship Date (applies only for DMU-Verified USPS Transported)	The Date provided in the CSM record should fall within the Day of Week provided in the CSA.

No	CSA	Mail.dat		Notes
	Field Name	File	Field Name	
9	Container Destination ZIP	Container Summary (CSM)	Container Destination ZIP	A) Does not apply for Air Separations B) CSM Container Destination ZIP must fall within the separation provided for the CSA. For example, 22202 CSM Container Destination ZIP can apply to 3 digit CSA Container Destination ZIP range of 200-250
10	Recurring Appointment Seq ID	Container Summary (CSM)	Reservation Number	Only applies for DMU-Verified Mailer Transported Note: Reservation Number can also be provided as an transportation update upon mail verification
11	Trip Number	Container Summary (CSM)	CSA Trip ID	Only applies for DMU-Verified USPS Transported or Unscheduled Trip

**Table 6-36 CSA Data Integration with Mail.dat**

## 6.6 Mail Anywhere

The Mail Anywhere option allows mailers to pay for postage at a mailing facility other than the mail entry point. Postage is paid via a permit which is not local to the verification facility. Entry into the Mail Anywhere program is limited to mailers who meet the quality thresholds for Full Service electronic verification.

The following mail classes and processing categories are eligible for Mail Anywhere

- First Class Cards, Letters, and Flats
- Standard Mail Letters and Flats (including Nonprofit)
- Bound Printed Matter Flats
- Periodicals Letters and Flats

In Mail.dat a mailing is identified as a Mail Anywhere mailing when the .mpa Payment Account Number and the .seg Verification ZIP+4 are populated.

The Payment Account Number must be linked to the Permit Number or Publication Number. A single eDoc may contain Mail Anywhere and non-Mail Anywhere records in a single submission but the .mpa Permit ZIP+4 of records without the Payment Account Number must match the .seg Verification ZIP+4. Postage statements are finalized at the mailing facility associated to the .seg Verification Zip+4.

The .mpa Payment Account Number is the Account number viewable in Balance and Fees (and a number of other places) after a permit has been setup and fees paid. The Account number is sometimes referred to as the national Account Number as it is a unique 6-7 digit number assigned to each permit number, permit type, and finance number combination. If the permit number has been linked to a CAPS account, then the CAPS account number replaces the display of the national Account number and should be used in the .mpa Payment Account Number instead. The CAPS account number is a 5 digit number. The EPS account number is a 10 digit number. The order of precedence to pay for mail is: EPS, CAPS, National Account Number. Even if the .mpa Payment Account Number is not populated, the system will utilize the linked EPS Account Number.

## 6.7 Shipping Services File

A Shipping Services File (SSF) is created to provide data to the Product Tracking system (PTS) for piece tracking when the following criteria is met:

- The .pdr IM Barcode field is populated with an IMpb in all Piece Detail records

- Piece Barcode records in the .pdr file are 5, 9, or 11 digits in length, Address records in the .upa file, or .sfr Service Type populated with NP for the corresponding .pdr Piece ID is populated for all pieces
- Mailer ID of Preparer is populated with a valid value in the .mpa record
- .mpu Class, .mpu Processing Category, .mpu Rate Type, and .hdr Mail.dat Presentation Category fields are populated with acceptable values

The Shipping Services File will be generated upon eDoc upload prior to finalization for each distinct set of the Mail.dat fields of .csm Postage Statement Mailing Date, .csm Postage Statement Mailing Time, .csm Entry Point for Entry Discount – Facility Type, .csm Entry Point for Entry Discount – Postal Code and .mpa Mailer ID of Preparer. To correlate eDocs to SSF transactions the SSF Transaction ID in the shipping services file (position 78-79) is displayed on the postage statement header.

Applicable mail classes and processing categories that are allowed for SSF generation are listed below.

PS Form	.mpu Class	.mpu Processing Category	.mpu Rate Type	.hdr Mail.dat Presentation Category
Priority Mail 3600	1 = First Class	FL = Flats LT = Letters PF = Parcels, First Class		N = Single Piece
First Class 3600	1 = First Class	PF = Parcels, First Class	R = Regular	
Standard Mail 3602 R/N	3 = Standard Mail	IR = Irregular Parcels MP = Machinable Parcels	R = Regular N = Non-Profit	
Package Services 3605	4 = Package Services	IR = Irregular Parcels MP = Machinable Parcels	B = Bound Printed Matter D = Parcel Select P = Parcel Select LW L = Library Mail F = Media Mail	

**Table 6-37 SSF Acceptable Values**

The table below translates the values from the Mail.dat file that will be used to create the Header Record (H1) fields EFN and Record Count for the Shipping Services File. The dynamic fields uniquely identify each Shipping Services File in a valid barcode construct of C09 or C10. For more details about Shipping Services File see [Publication 199](#).

Shipping Services Electronic File Name Dynamic Fields				
Channel Application Identifier	STC	MID of Preparer	Serial	Check Digit



Variable based on .mpa MID of Preparer length:  .mpa MID of Preparer 6 digits Channel Application Identifier = 93  .mpa MID of Preparer 9 digits Channel Application Identifier = 92	750 (driven from code_value)	.mpa MID of Preparer	ssf_seq_id (oracle generated sequence) and zero padded based on mpa MID of Preparer 6 digits, Serial Number = 14 digits  .mpa MID of Preparer 9 digits, Serial Number = 11 digits  Note: serial# is unique for 180 days	Based on Channel Application Identifier, STC, MID, and Serial  Mod 10 ( values in the even-positions * 3 plus values in the odd-positions)
--	------------------------------	----------------------	---	--

**Table 6-38 SSF Dynamic Field File Names**

## 6.8 Simple Mailings

Mailings are considered Simple Mailings when a submission is Full Service and there are less than 10,000 total number of pieces from all CQT records. The IM Barcode field in the PDR and the Barcode field in the PBC are not required to be populated. However, if they are populated the Mailer ID and Serial Number portions must be the same throughout the entire mailing.

## 6.9 Value Added Refund

A mailer or other party who prepares letter size First Class Mail or Standard Mail for their customers and presents it to the USPS in their behalf may request a value added refund for postage affixed to the mail in excess of the price applicable to that mail when presented to the USPS. The presenter (mailer or other party) must be authorized by the USPS to seek the refund.

In order for a value added refund transaction to be generated the Mail.dat eDoc file must meet the following criteria

- .hdr Presentation Category populated with M = MLOCR
- .seg Processing Category populated with LT = Letters
- .mpa Postage Payment Method populated with M = Metered: Neither

If the MT permit is VAR eligible and the affixed postage for the mailing is at least \$50.00 greater than the total postage, then a VAR will be generated. For more information on value added refunds refer to DMM Section 604.9.4.

## 6.10 Promotions and Incentives

### 6.10.1 Programs Enrollment

All participants can enroll in incentive programs through the Business Customer Gateway (BCG). Enrollment is recommended to be completed at least two hours prior to presenting the first qualifying mailing. During enrollment, mailing agents may select the Mail Service Provider (MSP) designation. Selecting the MSP designation enables mailing agents to use the eDoc enrollment feature. If a participant is also a mail owner, the MSP designation should be selected. A mail owner is defined as the business entity, organization, or individual who makes business decisions regarding the mailpiece content, directly benefits from the mailing, and ultimately pays for postage on the mailpiece directly or by way of a mailing agent)

eDoc enrollment using Mail.dat (or Mail.XML) requires the MSP to accept the MSP legal declaration and promotion terms through the BCG at least two hours prior to presenting the first qualifying mailing. An MSP can subsequently enroll their clients in real-time when submitting eDocs which are claiming an incentive discount. During postage statement finalization, *PostalOne!* will validate that the MSP CRID in the eDoc is enrolled as an MSP, proceed to enroll the client(s) in the incentive program based on the Mail Owner field data in the eDoc. *PostalOne!* will only then calculate the discount if there are no system Warnings. *PostalOne!* will perform validations and generates a Warning for MSP CRIDs that are not registered (Preparer field) and for invalid CRIDs or MIDs. *PostalOne!* will process the

eDoc in the case for Warnings (i.e., not fail files and not extend the promotion claimed in the eDoc). Note: Mail Owner (clients) need not be pre-registered if the MSP is pre-registered and the MSP purposely intends to use the eDoc enrollment functionality.

The incentive discount will accrue to the permit populated in the (.mpa) Permit Holder field. It must be linked to an enrolled CRID, unless the (registered) mailing agent uses the eDoc enrollment feature whereupon the *PostalOne!* system will apply the discount to the permit populated in the (.mpa) Permit Holder field.

### 6.10.2 Claiming Incentives

To claim an incentive, content, or fee the CCR file must be included in the submission and the .ccr Characteristic Type and Characteristic must be configured correctly. To see all applicable values for the Characteristic Type and Characteristic refer to Section 5.7 Component Characteristics Record. In addition to populating the CCR file correctly a valid Mail Owner and Mail Preparer must be identified or the discount will not be applied.

Incentives can only be claimed and applied during the promotion period specified by the Promotions and Incentives office and if all eligibility requirements are met. For more information about all current and upcoming promotions visit the Promotions and Incentives page online at USPS.com.

Only one percentage promotional discount will be applied to a given mailpiece at the postage statement line level. For all promotions that provide a discount at the time of mailing pieces claiming the incentive must bear the mobile barcode or other technology that is specified by the Promotions and Incentives program requirements and be submitted on a separate postage statement

### 6.10.3 Program Specifics

#### Earned Value

For the Earned Value program, the permit in the Permit Holder must be registered for the Earned Value program. The Earned Value program is not supported by eDoc enrollment. The Earned Value can be combined with promotions that provide an upfront discount at the time of mailing. Both discounts will be applied to the same Form 3600, 3602 Regular or Non-profit if they are indicated in the eDoc. If there are several incentives eligible for a given line, the system will grant the highest yielding discount.

For more information about all active programs see the [Promotions and Incentives](#) page online at USPS.com.

### 6.11 Copalletized Mail

Copalletized (Copal) mail contains mail from one or many Mail Owners. The copalletized portion of a mailing is one of the following:

- Bundles (flat-size mailpieces) of multiple Periodicals publications or issues on pallets
- Bundles (flat-size mailpieces) of Standard Mail on pallets
- Trays containing First-Class Mail letters, cards or flats on pallets
- Trays containing Standard Mail letters on pallets

A pallet with copalletized mail may contain any combination of Full-Service, basic automation, and nonautomation mailpieces. To process copalletized jobs, the original eDoc mailing must be received before the copalletized eDoc is sent by the consolidator.

The third-party Copal process (also known as *external* copalletization) is defined as an operation where mail is moving from the origin mailers mailing facility to a consolidators mailing facility for consolidation. In the third party copal process, letter based mail is verified at the origin and flat based mailings are verified at the consolidation facilities. As such *external* Copal requires the postage statements generated at the origin to be finalized prior to the consolidator submission. Third party Copal requires knowing exactly which piece is in which bundle or tray and which bundle or tray is on which pallet to populate the consolidator submission successfully.

*Internal* copalletization is defined as a process where a mailer within a plant is combining multiple mail streams onto pallets for palletization. The consolidation also requires knowing exactly which piece is in which bundle or tray and

which bundle or tray is on which pallet, but does not require the postage statements generated to be finalized prior to submission.

When eDoc is not provided for origin mail, the consolidator produces a normal Mail.dat file for this mailing as if it originated from their site. The mailing would not utilize the Included In Other Documentation or OCI files for submission.

### 6.11.1 Bundle Based Copalletization

For Bundle Based Copalletization the original Mail.dat file must include the HDR, SEG, MPU, MCR, MPA, CPT, CSM, CQT, PQT, and for full service PDR or PBC records. The Included in Other Documentation field in the .csm file must be populated with O (for external) for all containers that are intended to be copalletized. The Container Type field in the original Mail.dat CSM file may contain physical sack values S, 1, 2, 3, 4, or 5 and Virtual Sacks. Virtual sacks cannot have associated bundles split across copalletized containers within a job or across jobs. Consolidators must create a linked virtual sack record with all bundles related on one consolidated container.

The consolidator Mail.dat file for bundles assigned to pallets and paid at the consolidator must contain the HDR, SEG, MPU, MCR, MPA, CPT, CSM, OCI, CQT, and PQT records. Piece level information for Full-Service pieces will be pulled from the Origin Mailers' data submission. The Included in Other Documentation field in the .csm file must be populated with L for all linked containers. The Parent Container Reference ID field must be populated for all linked containers and reference a valid Parent Container Record. Linked containers must be built to pallets or physical sacks.

To link the new container information from the consolidator with the original Mail.dat files the OCI must be populated correctly per Table 6-12.

Bundle Based OCI File Fields	
Field	Appropriate Values
Job ID	New Job ID assigned to this job by consolidator
Container ID	Container ID assigned by the consolidator
Original Job ID	Job ID from original Mail.dat
Original User License Code	User License Code of the user who submitted the original Mail.dat
Original Segment ID	Segment ID from original Mail.dat
Original Container ID	Container ID from original Mail.dat
Original Display Container ID	Display Container ID from original Mail.dat
Original Container Barcode	Container Barcode from original Mail.dat (if it exists)

**Table 6-39 Bundle Based OCI Fields to be populated**

Postage Statements will be generated and finalized after the submission of the consolidator mailing for bundle based copalletization. The consolidator job can be deleted if it is submitted with no postage statements, all postage statements are in preliminary (EST) status, or submitted with ready to pay (UPD) postage statements that have been cancelled via Mail.dat or the BCG.

The below tables outline an example of the relationship for an External Bundle Based Copal between the original mailings CSM record and the consolidator mailing CSM and OCI records.

Original Mailing 1 CSM			
Job ID	Container ID	Container Type	Included In Other Doc
BundOM1a	100001	V	O
BundOM1a	100002	V	O
BundOM1a	100003	V	O
BundOM1a	100004	V	O
Original Mailing 2 CSM			
Job ID	Container ID	Container Type	Included In Other Doc
BundOM2a	200005	V	O
BundOM2a	200006	V	O

BundOM2a	20007	V	O
----------	-------	---	---

**Table 6-40 Example CSM File (Selected Values) at the Origins**

Consolidator Mailing CSM				
Job ID	Container ID	Container Type	Included In Other Doc	Parent Container Reference ID
BundCM3a	300011	P		
BundCM3a	300001	V	L	300011
BundCM3a	300002	V	L	300011
BundCM3a	300003	V	L	300011
BundCM3a	300004	V	L	300011
BundCM3a	300005	V	L	300011
BundCM3a	300006	V	L	300011
BundCM3a	300007	V	L	300011
Consolidator Mailing OCI				
Job Id	Container ID	Original Job ID	Original Container ID	
BundCM3a	300001	BundOM1a	100001	
BundCM3a	300002	BundOM1a	100002	
BundCM3a	300003	BundOM1a	100003	
BundCM3a	300004	BundOM1a	100004	
BundCM3a	300005	BundOM2a	200005	
BundCM3a	300006	BundOM2a	200006	
BundCM3a	300007	BundOM2a	200007	

**Table 6-41 Example CSM and OCI File (Selected Values) at the Consolidator**

**6.11.2 Tray Based Copalletization**

For tray based copalletization the original Mail.dat file must include the HDR, SEG, MPU, MCR,

MPA, CPT, CSM, CQT, PQT, and for full service PDR or PBC records. The Included in Other Documentation field in the .csm file must be populated with O (for external) or I (for internal) for all containers that are intended to be copalletized. The Container Type field in the original Mail.dat CSM may contain tray values of O, T, E, L and F. The origin submissions may contain parent CSM records (usually User Pallets) in the submission but these parents are not utilized in the system,

The consolidator Mail.dat file where trays are to be placed on pallets already paid using the origin file must contain the HDR, SEG, CSM, OCI, and MPA records. The MPA file must include the Permit ZIP+4, CRID, and account number, if required, of Preparer fields. No other fields in the MPA are required. If there are multiple records included in the MPA file, the Permit ZIP+4 and CRID of Preparer must be the same for each record. The CRID of Preparer and PermitZIP+4 will be used to display the Original Container Information (OCI) Report on the PostalOne! Dashboard. Piece level information for Full-Service pieces will be pulled from the Origin Mailers' data submission.

The Included in Other Documentation field in the .csm file must be populated with L for all linked containers. The Parent Container Reference ID field must be populated for all linked containers and reference a valid Parent Container Record. Linked containers must be built to pallets.

To link the new container information from the consolidator with the original Mail.dat files the OCI must be populated correctly per Table 6-15.

Tray Based OCI File Fields	
Field	Appropriate Values
Job ID	New Job ID assigned to this job by consolidator
Container ID	Container ID assigned by the consolidator
Original Job ID	Job ID from original Mail.dat
Original User License Code	User License Code of the user who submitted the original Mail.dat
Original Segment ID	Segment ID from original Mail.dat
Original Container ID	Container ID from original Mail.dat
Original Display Container ID	Display Container ID from original Mail.dat

Original Container Barcode	Container Barcode from original Mail.dat (if it exists)
----------------------------	---

**Table 6-42 Tray Based OCI Fields to be populated**

Postage statements will be generated and must be finalized prior to the submission of consolidator for tray based external copalletization. The consolidator job can only be deleted if it fails server validation. Once the tray based consolidator job is accepted, a delete job cannot be submitted.

The below tables outline an example of the relationship for an External Tray Based Copal between the original mailings CSM record and the consolidator mailing CSM and OCI records.

Original Mailing 1 CSM			
Job ID	Container ID	Container Type	Included In Other Doc
TrayOM1a	100001	T	O
TrayOM1a	100002	T	O
TrayOM1a	100003	E	O
Original Mailing 2 CSM			
Job ID	Container ID	Container Type	Included In Other Doc
TrayOM2a	200004	T	O
TrayOM2a	200005	E	O

**Table 6-43 Example CSM File (Selected Values) at the Origins**

Consolidator Mailing CSM				
Job ID	Container ID	Container Type	Included In Other Doc	Parent Container Reference ID
TrayCM3a	300011	P		
TrayCM3a	300022	P		
TrayCM3a	300001	T	L	300011
TrayCM3a	300002	T	L	300022
TrayCM3a	300003	E	L	300022
TrayCM3a	300004	T	L	300011
TrayCM3a	300005	E	L	300022
Consolidator Mailing OCI				
Job Id	Container ID	Original Job ID	Original Container ID	
TrayCM3a	300001	TestOM1a	100001	
TrayCM3a	300002	TestOM1a	100002	
TrayCM3a	300003	TestOM1a	100003	
TestCM3a	300004	TestOM2a	200004	
TestCM3a	300005	TestOM2a	200005	

**Table 6-44 Example CSM and OCI File (Selected Values) at the Consolidator**

### 6.11.3 Mixed eDocumentation Copalletization

Users are allowed to submit origin files through either form of eDocumentation (Mail.dat or Mail.XML) for a single consolidated mailing to be submitted with a consolidators Mail.XML file.

One option is all origin files are submitted via Mail.dat and the consolidator submits a Mail.XML file for the consolidated job. Another option is some origin files are submitted via Mail.dat and other origin files are submitted via Mail.XML and the consolidator submits a Mail.XML file for the consolidated job. A consolidator can combine Mail.dat origin containers with Mail.XML origin containers onto the same pallet. In this case, the Consolidators OriginalContainerLinkageCreateRequest message shall reference the origin mailings previously submitted by

including the Original Container and Maildat Container blocks, and the Original Container and MailXMLContainer blocks.

## 6.12 Combined Mailings of Standard Mail, Package Services, and Periodicals

To combine mailings of Periodicals, Package Services, and Standard Mail flats, the mailer must enter a service agreement approved by Business Mailer Support that defines requirements for mail preparation, standard documentation, and postage calculations.

Preparation must follow DMM 705.15 having all mailpieces bundled and placed on pallets. Postage statements will be produced for the Standard Mail, Package Services, and Periodical origin locations.

A .seg Class Defining Preparation value of 6 = Std/Bound Printed Matter/Periodicals Co-Mailings indicates the mailing contains several of the following: Standard Mail, Package Services, and Periodicals. The mailing can contain Full Service and non Full Service pieces with appropriate .seg Full Service Participation Indicator and .cqt Service Level Indicator.

The Periodicals Outside-County bundle and container charges will be apportioned by taking the percentage of weight that is on the container that is periodicals and multiplying it by the number of copies per statement and dividing it by the total periodical copies. An Outside County Container charge is applied for physical containers and physical siblings containers only on the periodical statement.

The following Mail.dat fields must be populated according for Mixed Class Comail. The table is broken up into separate sections based on which mailpiece (General, Standard Mail, or Periodical) portion the values pertain to.

General Field Requirements		
File	Field	Applicable Values
HDR	Mail.dat Presentation Category	P = Conventional Presort
MPA	Postage Payment Method	P = Permit T = Per Pend G = Gov't Fed
SEG/MPU	Processing Category	FL = Flat
CPT	Component Class	1 = First Class 6 = Periodical 6 = Standard Mail 4 = Pkg Services 5 = Per Pending <i>*A Periodicals host component may have either or both First-Class component(s) and Standard Mail component(s) for enclosures in the same mailpiece.</i>
CPT	Processing Category	FL = Flats <i>The CPT Component-Processing Category must be FL = Flat, but could be FL = Flat, LT = Letter or CD = Card for enclosures on either a Standard Mailpiece or a Periodicals mailpiece.</i>
SEG	Class Defining Preparation	6 = Std/Bound Printed Matter/Periodicals Co-Mailings
SEG	Logical/Physical Container Indicator	P = Physical Container
SEG	Log/Phy Package Indicator	P = Physical Package
MPU	MPU Surcharge	N = Not Oversized
Standard Mail Mailpiece Field Requirements		
File	Field	Applicable Values
MPA	Permit Number	Permit Number
MPA	Postage Payment Option	T = CAPS D = Debit
MPU	Class	3 = Standard Mail



MPU	Rate Type	R = Regular N = Nonprofit
CPT	Rate Type	R = Regular N = Nonprofit M = Repositionable Component Z = Included, part of host statement
CQT	Periodicals: Sub/Non-Sub/Requester Indicator	O = Other
<b>Package Services Mailpiece Field Requirements</b>		
<b>File</b>	<b>Field</b>	<b>Applicable Values</b>
MPA	Permit Number	Permit Number
MPA	Postage Payment Option	C = CPP V = PVDS T = CAPS D = Debit
MPU	Class	4 = Pkg Services
MPU	Rate Type	B = Bound Printed Matter
CPT	Rate Type	B = Bound Printed Matter
CQT	Periodicals: Sub/Non-Sub/Requester Indicator	O = Other
<b>Periodicals Mailpiece Field Requirements</b>		
<b>File</b>	<b>Field</b>	<b>Applicable Values</b>
MPA	Publication Number	Publication Number
MPA	Postage Payment Option	C = CPP T = CAPS D = Debit
MPU	Class	1 = Periodicals 5 = Per Pending
MPU	Rate Type	R = Regular N = Nonprofit S = Science of Agriculture C = Classroom W = Science of Agriculture Limited Circulation Y = Regular Limited Circulation
MPU	Flat Machinability	Y = Machinable on ASFM 100
CPT	Rate Type	R = Regular N = Nonprofit S = Science of Agriculture C = Classroom W = Science of Agriculture Limited Circulation Y = Regular Limited Circulation H = Per Ride-Along Z = Included, part of host postage M = Repositionable Component
CPT	Component Weight	Needed to calculate the version weight and not exceed 22 oz
CPT	Component Periodical Ad Percentage	Needed to calculate the advertising pounds
CPT	Component Periodical Ad Percentage Status	Needed to calculate the advertising pounds
CPT	Periodical Ad% Treatment	B = Ad % not counted S = Carries own Ad Percentage
CPT	Periodical Issue Date	Populated for the host component
CSM	Container Type	Refer to table 5-15 Container Type Values



CSM	Container Level	Refer to table 5-16 Container Level Values
CSM	Entry Point for Entry Discount – Facility Type	Refer to table 5-17 Entry Point for Entry Discount Facility Type Values <i>*Cannot be R = DADC or J = Origin ADC</i>
PQT	Package Level Values	Refer to table <i>*If A is used then bundle may only contain periodical flats</i>
CQT	Periodicals: Sub/Non-Sub/Requester Indicator	S = Sub N = Non R = Requester

**Table 6-45 Combined Mailing of Standard Mail and Periodical Fields to Populate**

## 6.13 MLOCR

Multi-Line Optical Character Readers or Barcode Sorter (MLOCR/BCS) machines are used to sort mail that has had the name and address applied. There are three options for applying Imbs to mailpieces that MLOCR mailers must follow. They can use the MID and Serial Number applied by the Mail Owner, use the Mail Owner's MID or use their own Mailer MID.

In the Mail.dat the .hdr Presentation Category value of M = MLOCR is used to denote MLOCR Mailings. In MLOCR mailings only one Segment ID can be used and the Barcode Verifier Indicator must be populated.

MLOCR mailings must be First Class or Standard Mail. The submitter may combine Standard Mail presorted price pieces on Standard Mail postage statements together with Single Piece from Standard Mail price pieces on First-Class Mail postage statements. In this case, the mailpieces claiming a single piece price must have a .cqt Rate Category of S =Single piece. The .csm Container Level must be AJ = single Piece or AN = Single Piece – First Class.

MLOCR mailings can link logical parent pallets to logical handling units, physical sibling handling units to logical handling units, and sibling physical containers to logical containers. Bundles are allowed to be tied to logical trays; bundles in logical trays can only be linked to the physical tray type of Flat Tub. Bundles in logical trays are not required to have CQT records if they are linked to logical trays with CQT records via the Supplemental Physical Container ID. The Supplemental Physical Container ID on the logical tray with the .cqt records must contain the linkage. The containers without CQT records are not required to populate .csm Container Gross Weight, Container Gross Weight – Source, Number of Pieces, or Number of Copies. When the Supplemental Physical Container ID field is used it must reference a container of the same level. Logical container must link to logical containers and physical containers must link to physical containers. For more information on Supplemental Physical Container ID see Section 6.13.

### 6.13.1 MLOCR Updates

Updates to MLOCR mailings is limited to piece counts, rate categories, container status, presentation category, number of copies and the parent container reference id. All other field updates will result in a validation error. If changing the rate category in an update the change cannot result in an additional discount. Additionally, containers with fewer than 150 pieces must have a rate category update that decreases the discount claimed from the original file.

### 6.13.2 MLOCR with Additional Postage

An MLOCR mailing with a Postage Payment Method of G, S, C, L or M must have one Additional Postage MPA ID in the MPU/C Relationship record like the example outlined in table 6-19 below. Only one account is allowed for additional postage payment for this type of mailing, even if the mailing includes multiple statements. The first record must be a Metered or PreCancelled Stamp permit and is used to authorize the mailing. The additional postage record must be Permit Imprint or Additional Postage permits and are used to charge any additional postage due.

To Pay	MCR Record 1	MPA Record 1	MPA Record 2
Postage Statement Charges	Primary MPA ID	MPA Unique Sequence/Grouping ID	

Additional Postage Charges	Additional Postage MPA ID		MPA Unique Sequence/Grouping ID
----------------------------	---------------------------	--	---------------------------------

**Table 6-46 MLOCR Additional Postage**

## 6.14 Supplemental Physical Container

The Supplemental Physical Container ID field in the .csm is optional but when populated can be utilized in either of two ways as outlined below.

### Logical tray and Overflow Scenarios

In this definition the Supplemental Physical Container ID field is used to associate a physical sibling handling unit to the physical parent container when the container it is on is a sibling to either a logical or physical master container or when the container that it is on is a physical container that has at least one sibling (overflow scenario). The child to parent relationship recognized through the use of the .csm Parent Container Reference ID must also be used to link the master handling unit (not the sibling) to a parent.

The scenario below outlines the use of the Supplemental Physical Container ID for the first definition. Container 1 is the Logical Pallet parent of two Logical Trays with Container IDs 2 and 3. Containers 4, 5 and 6 are Physical Pallet siblings to Logical Pallet Container 1. Containers 7, 8, and 9 are Physical Tray siblings to Logical Tray Container 3. Container 6 is the Physical Pallet on which Physical Tray Containers 7, 8, and 9 reside.

Container ID	Container Type	Parent Container Reference ID	Sibling Container Indicator	Sibling Container Reference ID	Supplemental Physical Container ID
1	M = Logical Pallet				
2	L = Logical Tray	1			
3	L = Logical Tray	1			
4	P = Pallet		Y	1	
5	P = Pallet		Y	1	
6	P = Pallet		Y	1	
7	T = 2' Tray		Y	3	6
8	T = 2' Tray		Y	3	6
9	T = 2' Tray		Y	3	6

**Table 6-47 Use of Supplemental Physical Container ID Definition 1**

### Logical Bundle Based Mailings

In this definition the Supplemental Physical Container ID can be used to describe the relationship between logical trays when bundles of mail are relocated, more specifically First Class Mail MLOCR bundle based flat preparation. The purpose of this definition is to identify such related trays in order to assist with the verification of a mailing. Populating the Supplemental Physical Container ID field in this definition describes relocation for an indeterminate quantity of mail and does not provide any indication of which mailpieces are relocated into the other logical tray. The quantity of mail will remain with the original logical tray and relocated mail does not add to the accumulated amount in the .csm Number of Copies, Number of Pieces, Total Weight, and Container Gross Weight fields.

The scenario below outlines the use of the Supplemental Physical Container ID for the second definition. The verification of physical bundles are tied to logical containers in an MLOCR mailing when bundles are placed in a grouping of physical flat tubs. Logical bundling is indicated in the .seg Logical/Physical Container Indicator field.

Container ID	Container Type	Parent Container Reference ID	Sibling Container Indicator	Sibling Container Reference ID	Supplemental Physical Container ID
1	L = Logical Tray				4
2	F = Flat Tub		Y	1	
3	F = Flat Tub		Y	1	

4	L = Logical Tray				
5	F = Flat Tub		Y	4	

**Table 6-48 Use of Supplemental Physical Container ID Definition 2**

## 6.15 Spoilage and Shortage

Mailpiece shortage and spoilage occur when counts reported in the eDoc do not match the number of pieces actually mailed. Spoiled or wasted mailpieces are those that are submitted but then damaged during the production phase and not mailed. Shorted mailpieces occur when the mailer is unable to mail a full container and submits partial containers for acceptance. Shorted pieces may not have been produced, and if produced, are not mailed.

There are two ways for reporting wasted or shorted mailpieces depending on if the wasted or shorted mailpieces are pieces paying postage, pieces not paying postage, or an adjustment as a dollar amount is being made. These two approaches are only available for First Class, Standard Mail, and Package Services flats. To claim spoilage and shortage on other classes including Periodicals, Standard/Periodical-CoMailing, Package Services Parcels (Non Machinable, Machinable, Irregular), or Priority Mail PS Form 3533 *Application for Refund of Fees, Products, and Withdrawal of Customer Accounts* must be used.

### (Option 1) Piece Level Spoilage and Shortage

Spoiled and shorted pieces may be included in a planned job or an update job, so long as they are included prior to the Ready to Pay container status submission. Pieces marked spoiled or shorted cannot be updated to not spoiled or not shorted. The job must be cancelled and resubmitted to change pieces marked spoiled or shorted to not spoiled or not shorted. The *Posta/One!* system will account for an incentive given on a postage statement when the pieces are spoiled or shorted via the .pbc or .pdr.

The PDR/PBC files are utilized in Mail.dat for indicating spoilage and shortage for both pieces paying postage and pieces not paying postage. The Wasted or Shortage Piece Indicator field must be populated accordingly as outlined in table 6-22. When the Wasted or Shortage Piece Indicator is populated the pieces are not deducted from the CQT, CSM, or PQT piece counts. The Imbs can be reused in the Mail.dat.

Mailpieces	Pieces Paying Postage	Pieces Not Paying Postage
<b>Spoiled/Wasted</b>	X = Wasted piece and postage adjustment should not be triggered	W = Wasted piece produced but was spoiled
<b>Shorted</b>	T = Shortage pieces are not produced and postage adjustment should not be triggered	S = Shortage piece not produced

**Table 6-49 PDR/PBC for Spoiled/Shorted Mailpieces**

### (Option 2) Component level adjustment

The PAR file is utilized in Mail.dat for indicating a postage adjustment for spoiled and shorted pieces. When doing an adjustment the Adjustment Type and the Adjustment Amount fields must be populated as outlined in table 6-23. Multiple PAR files can be submitted to account for spoilage and shortage, but they must be submitted at the same time and can only be submitted once per job. All PAR records must be submitted when all non-sibling CSM files have a container status of R or X.

PAR Fields	Applicable Values
<b>Adjustment Type</b>	03 = Spoilage 04 = Shortage
<b>Adjustment Amount</b>	Amount to be deducted from the first postage statement found for that same permit holder that can accommodate the adjustment

**Table 6-50 PAR Postage Adjustment for Spoiled/Shorted Mailpieces**

A single postage statement can only have one adjustment, but multiple PAR records can apply to the same postage statement. Adjustments can only be applied to postage statements with USPS Processing Due (UPD) status. The

system deducts the adjustment amount from the first postage statement found for that same permit holder that can accommodate the adjustment. The system will reject the PAR file if no postage statement exists for the identified Permit Number that can accommodate the full adjustment. When an incentive is claimed, the incentive amount on the spoiled pieces should be deducted from the Adjustment Amount.

The CAPS system will receive the total number of pieces minus spoiled/wasted pieces that did not pay postage for postage statement piece counts. The PAR piece count data will be available for verification purposes to the BMEU on Reconciliation reports.

## 6.16 Periodicals

Periodical mailings consist of magazines, newspapers, or other publications formed of printed sheets that are issued at least four times a year at regular specified intervals from a known office of publication. There are two types of product for periodicals; Inside County and Outside County.

Inside County is when the destination is in the same county as the origin. In County periodicals get charged based on pound price and piece price. The .cqt field Periodicals: Not/County/In County must be populated with I. Government publications may claim In County pieces for periodicals postage statements charged to an OMAS account. In County prices are exempt from FSS Presort.

Outside County is when the destination is in a different county from the origin. Outside County periodicals can be charged pound, piece, bundle, and container charges. The .cqt field Periodicals: Not/County/In County must be populated with N. Firm Bundles are accepted when a .pqt Package Level of A is used. Pieces must be greater than zero but the copies cannot exceed the piece count.

An Outside County container charge is applied for physical containers and physical sibling containers. If the parent container is a physical container, then both the parent and child containers receive the container charge. The prices for the Outside County containers depend on the .csm Container Type, Entry Point for Entry Discount – Facility Type and Container Level fields.

The prices for Outside County bundles depend on the .pqt Package Level and the .csm Container Level. A bundle charge will not be generated for bundle with both In County and Outside County prices when bundles with greater than 6 pieces or bundles are greater than 6 pieces in the Package Zip Code and the .pqt Package Level is B, C, or U.

If Periodical mailings include containers with both In County and Outside County pieces the following container types and levels are exempt from container charges.

- Container Types exempt: O = 1 ft. Tray, T = 2 ft. Tray, E = EMM Tray, S = Sack (general), P = Pallet, V = Sack (virtual), 1 = #1 Sack, 2 = #2 Sack, 3 = #3 Sack, 4 = 01V Sack, M = Logical Pallet (MLOCR), Z = User Pallet, F = Flat Tub
- Container Levels exempt: A = CR-Direct, B = Mixed CR in 5-Digit Scheme, G = 5 – Digit (Auto/Presort), H = 5-Digit (Merged), I = 5-Digit (Presort only), J = 5-Digit (Barcode Only), M = 5-Digit Scheme (Presort), N = 5-Digit Scheme (Auto, Presort), P = 5-Digit Scheme (Barcode), Q = 5-Digit Scheme (Merged)

For all periodical mailings the .mpa USPS Publication Number is used instead of the Permit Number. The .cpt Periodical Issue date must be populated and a valid value is required in the .seg Container and Bundle Charge Method field.

When applicable, to claim the limited circulation discount, use the MPU Mailpiece Unit – Rate Type value Y = Regular Limited Circulation or W = Science of Agriculture Limited Circulation and the same value in CPT Component Rate Type. Limited circulation discount is only applied to mailings with less than 5000 outside county copies per .mpa USPS publication number.

### 6.16.1 Air Boxes

The .csm Container Type of AB = Air Box is only supported for Full or Mixed Full Service Periodicals and Pending Periodicals submissions. AB containers must have the .seg Logical/Physical Container Indicator populated with P. Each Air Box container may only have one single sibling container. Sibling Air Box containers do not require the .csm Total Weight field to be populated and will be charged as a sack regardless.

Air Boxes that are not siblings will be charged Sack or Pallet rates depending on the .csm Total Weight. An Air Box is considered a sack if it weighs 70 pounds or less and is considered a pallet if it weighs more than 70 pounds. Sack preparation for Air Box is not allowed

## 6.16.2 Enclosures and Loose Addressed Supplements

### Enclosures

An enclosure is a letter or other piece of mail placed inside another mailpiece referred to as the host. The enclosure can be of the same mail class as the host or where permitted of another class. The price for the enclosure depends on the mail class of the host piece and if the enclosure is incidental or nonincidental. Enclosures are linked to their host using the .mcr file.

Incidental enclosure pieces are included in the host Periodical Postage statement and charged periodical rates. The enclosure pieces do not generate a separate postage statement for payment. Non-incidental enclosure pieces are not included in the host Periodical Statement. The enclosure pieces generate a separate Postage Statement for payment.

In a Mail.dat eDoc an enclosure type is determined by the .cpt Mail Class and Rate Type. The Host Statement Component ID for a ride along or repositionable note will default to the main book, when a ride along CPT or repositionable note CPT is in the MPU representing the main book. The Host Statement Component ID for a ride along or repositionable note will default to the addressed supplement, when a ride-along CPT, or repositionable note CPT is in the MPU representing the addressed supplement. See the tables below for values to populate in the eDoc.

Host Periodical Identifying Information	
.cpt Rate Type	.cpt Mail Class
R = Regular N = Nonprofit C = Classroom S = Science of Agriculture W = Limited Circulation Science of Agriculture Y = Limited Circulation Regular	1 = Periodicals 5 = Pending Periodical

Enclosure Identifying Information			
.cpt Rate Type	.cpt Mail Class	Enclosure Name	Type of Enclosure
H = Ride Along	1 = Periodicals	Ride Along	Incidental
	5 = Pending Periodical		
M = Repositionable Note	1 = Periodicals	Repositionable Note	Incidental
	5 = Pending Periodical		
Z = Included, part of host	1 = Periodicals	Periodical Enclosure	Incidental
	5 = Pending Periodical		
R = Regular	1 = First Class 3 = Standard Mail	First Class Enclosure Standard Mail Enclosure	Non-Incidental
N = Nonprofit	3 = Standard Mail	Standard Mail Enclosure	Non-Incidental

**Table 6-51 Enclosure Fields in eDoc**

### Addressed Supplements

A loose addressed supplement is loose outside the unbound publication in which it must be enclosed in a wrapper or envelope. In an eDoc a Periodical Loose Addressed Supplement must be associated to a separate MPU which includes a CPT with a Mail Class of 2 or 5, Rate Type of Z and Ad Percent Treatment of S. The only other CPT records that may be associated to the MPU are additional Loose Addressed Supplement components, incidental enclosures, ride-alongs or repositionable notes.

Loose Addressed Supplements generate a separate child postage statement from their host publication. They may be sent with repositionable notes, ride-alongs, and additional addressed supplement components. The same addressed supplement may be associated with various mailpiece units. A Mail.dat job may contain only addressed supplements.

Below is an example of a host periodical with an addressed supplement. The first row in each table refers to the host record and the second row refers to the addressed supplement record.

Mail Piece Unit Record (MPU)		
Mail Piece Unit ID	Mail Piece Unit Class	Mail Piece Unit Rate Type
MPU 1	2 or 5	R, N, C, S, W,Y
MPU 2	2 or 5	R, N, C, S, W,Y

Component Record (CPT)			
Component ID	Component Class	Component Rate Type	Periodical Ad % Treatment
CPT 1	2 or 5	R, N, C, S, W,Y	-
CPT 2	2 or 5	Z	S

MPU/C Relationship Record (MCR)		
Mail Piece Unit ID	Component ID	Host Component ID
MPU 1	CPT 1	CPT 1
MPU 2	CPT 2	CPT 2

**Table 6-52 Example Host Periodical with an Addressed Supplement**

The example outlined below includes addressed supplements with a repo note and ride along. The first row in each table refers to the addressed supplement; the second row refers to the repositionable note and the third to the ride along.

Mail Piece Unit Record (MPU)		
Mail Piece Unit ID	Mail Piece Unit Class	Mail Piece Unit Rate Type
MPU 1	2 or 5	R, N, C, S, W,Y

Component Record (CPT)			
Component ID	Component Class	Component Rate Type	Periodical Ad % Treatment
CPT 1	2 or 5	Z	S
CPT 2	2 or 5	M	-
CPT 3	2 or 5	H	-

MPU/C Relationship Record (MCR)		
Mail Piece Unit ID	Component ID	Host Component ID
MPU 1	CPT 1	CPT 1
MPU 1	CPT 2	CPT 1
MPU 1	CPT 3	CPT 1

**Table 6-53 Example Addressed Supplements with a Repositionable Note and Ride Along**



## 6.16.3 Periodical Procedures

### 6.16.3.1 Ad Percentage (%) Basis and Measuring Advertising

The Component (CPT) AD % Basis field is required when there are multiple components with a Periodical AD% Treatment value of S which is used to compute the advertising percentage. The value of this field must be greater than zero. This field is freely definable by the publisher to correspond to page measurement, column inch measurement or square inch measurement.

The sample calculations below are provided to relate the calculation of the Ad % Basis to each of the acceptable methods of advertising percentage measurement. The method selected must be applied to the entire publication. For more information about the three methods reference DMM 17.2.2 Measuring Advertising.

#### Method One: Page Measurement

- 1) Establish total number of pages of publication  
Count all pages to arrive at the total number of pages in the periodical
- 2) Establish total pages of advertising  
Count all full, half and quarter pages of advertising  
Add all segments to determine the total number of pages devoted to advertising
- 3) Establish percentage of advertising  
Divide the advertising pages by the total pages to arrive at the advertising percentage  
Only a few publications are designed to allow advertising to be calculated by this method

An example calculation for method one is outlined below.

A publication has two components: the main book (40 pages) with 45.12% advertising and a half page advertising blow-in printed on one side with 100% advertising. Ignore the decimal point stated in the Mail.dat file. Use pages times 10 as the basis. The multiplier 10 is arbitrary and could be whatever the publisher desired so long as it does not introduce round off error and is used consistently for all components describing the edition or mail piece unit. Set the value of ad percent basis to  $40 \times 10 = 400$  for the main book and  $0.5 \times 10 = 5$  for the component. The advertising percentage for the edition is ad percent basis for the main book multiplied by ad percent for the main book plus ad percent basis for the blow in multiplied by ad percent of the blow in all divided by the sum of the ad percent basis.  $(400 \times 45.12 + 5 \times 100.00) / (400 + 5) = 45.80$

#### Method Two: Column Inch

In publications that do not have numerous supplements the column inch method provides an easy way to measure advertising. Examine the periodical to determine the average number of columns per page. This number becomes the standard for the entire publication. All pages will be measured by this standard even if they have a different number of columns. For example, a periodicals publication has 12 pages. 8 pages have 2 columns, 2 pages have 1 column, 1 page has 15 columns and the last page has 8 columns. The average number of columns in this publication is 2.

- 1) Establish total column inches of publication  
Pick a page that has the standard number of columns  
Measure the length of the printed surface of a column on that page and multiply this number by the number of columns on the page. This establishes the number of column inches per page  
Multiply the number of column inches per page by the number of pages in the publication. This is the total inches in the publication
- 2) Establish total column inches of advertising  
Measure the length of each advertisement on each page of the publication



Add all advertising inches for the total advertising inches in the publication.

3) Establish percentage of advertising

Divide the total advertising inches by the total column inches to arrive at the advertising percent for the publication

An example calculation for method two is outlined below.

A publication has two components: the main book (40 pages with two standard columns 9 long = 18/page) with 45.12% advertising and a half page (two columns times 0.5 pages times 18 inches) advertising blow-in printed on one side with 100% advertising. Ignore the decimal point stated in the Mail.dat file. Use column inches as the basis. Set the value of ad percent basis to  $40 \times 18 = 720$  for the main book and  $0.5 \times 18 = 9$  for the component. The advertising percentage for the edition is ad percent basis for the main book multiplied by ad percent for the main book plus ad percent basis for the blow in multiplied by ad percent of the blow in all divided by the sum of the ad percent basis.  $(720 \times 45.12 + 9 \times 100.00) / (720 + 9) = 45.80$ .

### Method Three: Square Inch

The square inch method provides us with the most accurate measurement. This method is most suitable when the printed pages of a publication are of a variety of column lengths and widths or if there are a large number of supplements of various sizes in the publication.

1) Establish total square inches of publication

Choose any page of the publication except the front page

Measure the length and width of the columns on the page

Multiply the length of the columns by the width to arrive at the total square inches on a page

Multiply the total square inches on the page by the number of pages to determine the total square inches in the publication

2) Establish total square inches of advertising

Measure the length and width of the advertising on each page

Multiply the length by the width of the ads to arrive at the square inches

Repeat this process until all of the advertising on each page in the publication has been measured

Add all the advertising square inches to determine the total advertising inches in the publication

3) Establish percentage of advertising

Divide the total advertising inches by the total square inches in the publication to determine the advertising percentage

An example calculation for method three is outlined below.

A publication has two components: the main book (40 pages with two standard columns 9 long and 3 wide = 54 square inches/ page) with 45.12% advertising and a half page (one column 7 wide by 4 long = 28 square inches) advertising blow-in printed on one side with 100% advertising. Ignore the decimal point stated in the Mail.dat file. Use square inches as the basis. Set the value of ad percent basis to  $40 \times 54 = 2160$  for the main book and 28 for the component. The advertising percentage for the edition is ad percent basis for the main book multiplied by ad percent for the main book plus ad percent basis for the blow in multiplied by ad percent of the blow in all divided by the sum of the ad percent basis.  $(2160 \times 45.12 + 28 \times 100.00) / (2160 + 28) = 45.82$ . In this case the advertising percentage 45.82 is more accurate because the exact square inches were used for the blow in advertising.

### 6.16.3.2 Edition Weight Worksheet

The edition weight worksheet is available for all Periodicals and Pending Periodical mailings after the Mail.dat file is sent with .csm Container Status with a value of R = Ready to Pay. This worksheet is available on a hyperlink within the postage statement displayed on the dashboard. The USPS Verified weight is entered by the USPS acceptance

personnel and is used to calculate the postage. It can be downloaded in PDR (.pdf), Excel (.xls), or CSV (.csv) formats.

The edition weight worksheet is based on component (CPT) weight. Initial weight is calculated by Mail.dat processing by adding the component weights for all components (CPT) associated with the mail piece unit (MPU) via the MPU/C Relationship (MCR) file where those components contribute to the copy weight according to Periodicals postage calculation rules. Subsequent updates to component weights in the Edition Weight Worksheet trigger recalculation of the copy weight by the same method as the initial calculation. Equivalent component weights allow mailers to identify components as having an identical weight as another component. The worksheets support and allow modification of these equivalent relationships and values. The calculated weights are used to update the Postage Statements. Once Weights and/or advertising percentage values are changed, overrides are set so that any subsequent updates through Mail.dat using the same mailpiece use the new weights and advertising percentage values from the worksheets.

Instructions on how to access the Edition Weight Worksheet can be found in the User Access to Access to Electronic Mailing Information and Reports guide available on [User Access Guides](#).

### 6.16.3.3 Advertising Percentage Worksheet

The advertising percentage worksheet is available for all Periodicals and Pending Periodicals mailings. Updates to the advertising percentage will be allowed for postage statements in estimated or update stages. The final Advertising Percentage is used to calculate postage. This worksheet is available on a hyperlink within the postage statement displayed on the dashboard. It can be downloaded in PDR (.pdf), Excel (.xls), or CSV (.csv) formats.

Initial advertising percentage for the Mail Piece Unit comes from the Mail.dat processing and is derived using the following rules.

- When multiple components make up a mailpiece the advertising percentage is calculated from the component Advertising Percentage, Advertising Percentage Treatment, and Ad % Basis values. All components with Periodical Ad% Treatment = S are used to calculate the advertising percentage using the following formula  $(\text{Component\_AD\%} \times \text{Component\_AD\%\_Basis}) / \text{Total\_AD\%\_Basis}$  which is calculated against each component and the results are added together. Where Total\_AD%\_Basis is the sum of all Ad % Basis values for all components with AD % Treatment = S.
- When only one component makes up a mailpiece the Component Advertising Percentage is used without any consideration of Advertising Percentage Treatment, and Ad % Basis values.

Subsequent values are calculated for updates to the advertising percentage worksheet using the same formulas above. Only components with a Periodical Ad% Treatment value of S will be allowed updates in the Advertising Percentage Worksheet. Note: the Ad % Basis values are not available for update in the Advertising Percentage Worksheet. Equivalent component advertising percentages allow mailers to identify components as having an identical advertising percentage as another component. The worksheets support and allow modification of these equivalent relationships and values. The calculated advertising percentages are used to update the Postage Statements. Once Weights and/or advertising percentage values are changed overrides are set so that any subsequent updates through Mail.dat using the same mailpiece use the new weights and advertising percentage values from the worksheets.

Instructions on how to access the Advertising Percentage Worksheet can be found in the User Access to Access to Electronic Mailing Information and Reports guide available on [User Access Guides](#).

### 6.16.3.4 Issue Level Postage Statement Report

This report contains data from all Periodicals from all acceptance offices in the PostalOne! system for the selected issue date or issue volume and or issue number. The data is shown in a single issue level postage statement. This postage statement report is useful to many publishers in their accounting systems and is found in the reports menu.

Instructions on how to access the Issue Level Postage Statement report can be found in the User Access to Access to Electronic Mailing Information and Reports guide available on [User Access Guides](#).

### 6.16.3.5 CPP Publications

CPP publications paying for postage at the CPP Office at the Pricing and Classification Center (PCSC) in New York may not select the full-service option because they do not submit Mail.dat files to the *PostalOne!* System. To receive full-service, these publications must pay for postage at their acceptance offices using Mail.dat files. [eDoc Process A Guide for Centralized Postage Payment \(CPP\) Customers](#) available on RIBBS provides further instructions to pay using Mail.dat files. When using the request payment feature the mailer sets the payment date for the payment request. The full-service reports are not available until after the payment request is paid. If the mailer or publisher does not make the payment request by twenty eight days after the first mailing date found in the payment request the system automatically makes the payment request and debits the CAPS account.

To configure a Mail.dat file for the payment request option and pay for all jobs for an issue at the acceptance office up to twenty eight days after the first date of mailing, the postal clerk at the acceptance office must set the USPS Publication Number to the CPP option. The mailer shall set the Mail.dat Mailer Postage Account Postage Payment Option to C = CPP.

Comail or Copalletization may not mix CPP paying for postage at the PCSC in New York with other publications paying at the acceptance office in the same ready-to-pay container in the same Mail.dat job. If the CPP publication cannot submit eDoc at the acceptance office, a possible workaround is to put this comail or copalletization data into a separate Mail.dat job. Coordinate with the acceptance office so they may follow special procedures to verify and release this mail.

## 6.17 Pending Periodicals

Pending Periodicals must populate the field Class Defining Preparation in the SEG file with 2 = Periodicals and Class in the CPT and MPU files must be populated with 5 = Periodicals Pending. The field Postage Payment Method in the MPA file must be T = Per Pend.

### 6.17.1 Standard Mail Postage for Pending Periodicals

For Mail.dat file submissions of Periodicals letters or flats during the pending period, Periodicals postage statements shall be mapped to the Standard Mail postage statement to determine postage due during the pending Period. For Mail.dat file submissions of Periodicals Parcels, the postal clerk enters the amount of pending postage due according to the PS Form 3605 supplied by the mailer. For letters and flats, the amount of postage due appears on the Periodicals postage statement and the system does not generate the detailed PS Form 3602 Standard Mail postage statement.

Mail.dat file submissions of Periodical Firm Bundles using the Full-Service Intelligent Mail option, it is possible to serialize each copy in the bundle or maintain the bundle as one piece and include only one serial number. If the copies within the Periodical Firm Bundle are recorded separately, the system will expect each record to have a unique serial number and a separate .pdr/.pbc record. If the Periodical Firm Bundle is maintained as one piece, the system will expect the same serial number on each copy and only a single .pdr/.pbc record.

#### 6.17.1.1 Mapping from Periodical Flats to Standard Mail Flats – Zone DDU

Periodicals Line	Standard Mail Flats Line	4 oz. or less	Over 4 and less than 16 oz.	4 oz. or less	Over 4 and less than 16 oz.
In-County	Description	Carrier Route		Non-Automation	Non-Automation
A13 Carrier Route Basic	DDU Basic	F19	F45		
A14 Carrier Route High Density	DDU High Density	F18	F44		
A15 Carrier Route Saturation	DDU Saturation	F16	F42		

Outside-County	Description	Carrier Route and Firm Bundles		Non-Automation	Non-Automation
		F19	F45		
C29 Basic	DDU Basic	F19	F45		
C30 High Density	DDU High Density	F18	F44		
C31 Saturation	DDU Saturation	F16	F42		
C32 Firm Bundle	DSCF 5- Digit	D9	D20	E9	E20

Table 6-54 Mapping from Periodicals Flats to Standard Mail Flats – Zone DDU

### 6.17.1.2 Mapping from Periodical Flats to Standard Mail Flats – Zone DSCF

Periodicals Line	Standard Mail Flats Line	4 oz. or less	Over 4 and less than 16 oz.	4 oz. or less	Over 4 and less than 16 oz.
Outside-County	Description	Automation	Automation	Non-Automation	Non-Automation
<b>Machinable Flats</b>					
C1 Mixed ADC Barcoded	DNDC Mixed ADC	D8	D19		
C2 Mixed ADC Nonbarcoded	DNDC Mixed ADC			E8	E19
C3 ADC Barcoded	DSCF ADC	D11	D22		
C4 ADC Nonbarcoded	DSCF ADC			E11	E22
C5 3-Digit Barcoded	DSCF 3-Digit	D10	D21		
C6 3-Digit Nonbarcoded	DSCF 3-Digit			E10	E21
C7 5-Digit Barcoded	DSCF 5-Digit	D9	D20		
C8 5-Digit Nonbarcoded	DSCF 5-Digit			E9	E20
<b>Nonmachinable Flats</b>					
C9 Mixed ADC Barcoded	DNDC Mixed ADC			E8	E19
C10 Mixed ADC Nonbarcoded	DNDC Mixed ADC			E8	E19
C11 ADC Barcoded	DSCF ADC			E11	E22
C12 ADC Nonbarcoded	DSCF ADC			E11	E22
C13 3-Digit Barcoded	DSCF 3-Digit			E10	E21
C14 3-Digit Nonbarcoded	DSCF 3-Digit			E10	E21
C15 5-Digit Barcoded	DSCF 5-Digit			E9	E20
C16 5-Digit Nonbarcoded	DSCF 5-Digit			E9	E20
<b>Carrier Route and Firm Bundles</b>					
C29 Basic	DSCF Basic	F14	F40		
C30 High Density	DSCF High Density	F13	F39		
C31 Saturation	DSCF Saturation	F11	F37		

Periodicals Line	Standard Mail Flats Line	4 oz. or less	Over 4 and less than 16 oz.	4 oz. or less	Over 4 and less than 16 oz.
Outside-County	Description	Automation	Automation	Non-Automation	Non-Automation
C32 Firm Bundle	DSCF 5-Digit	D9	D20	E9	E20

Table 6-55 Mapping from Periodicals Flats to Standard Mail Flats – Zone DSCF

### 6.17.1.3 Mapping from Periodical Flats to Standard Mail Flats – Zone DNDC

Periodicals Line	Standard Mail Flats Line	4 oz. or less	Over 4 and less than 16 oz.	4 oz. or less	Over 4 and less than 16 oz.
Outside-County	Description	Automation	Automation	Non-Automation	Non-Automation
<b>Machinable Flats</b>					
C1 Mixed ADC Barcoded	DNDC Mixed ADC	D8	D19		
C2 Mixed ADC Nonbarcoded	DNDC Mixed ADC			E8	E19
C3 ADC Barcoded	DNDC ADC	D7	D18		
C4 ADC Nonbarcoded	DNDC ADC			E7	E18
C5 3-Digit Barcoded	DNDC 3-Digit	D6	D17		
C6 3-Digit Nonbarcoded	DNDC 3-Digit			E6	E17
C7 5-Digit Barcoded	DNDC 5-Digit	D5	D16		
C8 5-Digit Nonbarcoded	DNDC 5-Digit			E5	E16
<b>Nonmachinable Flats</b>					
C9 Mixed ADC Barcoded	DNDC Mixed ADC			E8	E19
C10 Mixed ADC Nonbarcoded	DNDC Mixed ADC			E8	E19
C11 ADC Barcoded	DNDC ADC			E7	E18
C12 ADC Nonbarcoded	DNDC ADC			E7	E18
C13 3-Digit Barcoded	DNDC 3-Digit			E6	E17
C14 3-Digit Nonbarcoded	DNDC 3-Digit			E6	E17
C15 5-Digit Barcoded	DNDC 5-Digit			E5	E16
C16 5-Digit Nonbarcoded	DNDC 5-Digit			E5	E16
<b>Carrier Route and Firm Bundles</b>					
C29 Basic	DNDC Basic	F9	F35		
C30 High Density	DNDC High Density	F8	F34		

Periodicals Line	Standard Mail Flats Line	4 oz. or less	Over 4 and less than 16 oz.	4 oz. or less	Over 4 and less than 16 oz.
Outside-County	Description	Automation	Automation	Non-Automation	Non-Automation
C31 Saturation	DNDC Saturation	F6	F32		
C32 Firm Bundle	DNDC 5-Digit	D5	D16	E5	E16

**Table 6-56 Mapping from Periodicals Flats to Standard Mail Flats – Zone DNDC**

**6.17.1.4 Mapping from Periodical Flats to Standard Mail Flats – Zone None 1-9**

Periodicals Line	Standard Mail Flats Line	4 oz. or less	Over 4 and less than 16 oz.	4 oz. or less	Over 4 and less than 16 oz.
In-County	Description	Automation	Automation	Non-Automation	Non-Automation
A4 Basic Nonautomation	None Mixed ADC			E4	E15
A6 Basic Automation Flats	None Mixed ADC	D4	D15		
A7 3-Digit Nonautomation	None 3-Digit			E2	E13
A9 3-Digit Automation Flats	None 3-Digit	D2	D13		
A10 5-Digit Non-Automation	None 5-Digit			E1	E12
A12 5-Digit Automation Flats	None 5-Digit	D1	D12		
<b>Carrier Route</b>					
A13 Carrier Route Basic	None Basic	F4	F30		
A14 Carrier Route High Density	None High Density	F3	F29		
A15 Carrier Route Saturation	None Saturation	F1	F27		
<b>Outside-County</b>					
<b>Machinable Flats</b>					
C1 Mixed ADC Barcoded	None Mixed ADC	D4	D15		
C2 Mixed ADC Nonbarcoded	None Mixed ADC			E4	E15
C3 ADC Barcoded	None ADC	D3	D14		
C4 ADC Nonbarcoded	None ADC			E3	E14
C5 3-Digit Barcoded	None 3-Digit	D2	D13		
C6 3-Digit Nonbarcoded	None 3-Digit			E2	E13
C7 5-Digit Barcoded	None 5-Digit	D1	D12		
C8 5-Digit Nonbarcoded	None 5-Digit			E1	E12

Periodicals Line	Standard Mail Flats Line	4 oz. or less	Over 4 and less than 16 oz.	4 oz. or less	Over 4 and less than 16 oz.
In-County	Description	Automation	Automation	Non-Automation	Non-Automation
<b>Nonmachinable Flats</b>					
C9 Mixed ADC Barcoded	None Mixed ADC			E4	E15
C10 Mixed ADC Nonbarcoded	None Mixed ADC			E4	E15
C11 ADC Barcoded	None ADC			E3	E14
C12 ADC Nonbarcoded	None ADC			E3	E14
C13 3-Digit Barcoded	None 3-Digit			E2	E13
C14 3-Digit Nonbarcoded	None 3-Digit			E2	E13
C15 5-Digit Barcoded	None 5-Digit			E1	E12
C16 5-Digit Nonbarcoded	None 5-Digit			E1	E12
<b>Carrier Route and Firm Bundles</b>					
C29 Basic	None Basic	F4	F30		
C30 High Density	None High Density	F3	F29		
C31 Saturation	None Saturation	F1	F27		
C32 Firm Bundle	None 5-Digit	D1	D12	E1	E12

**Table 6-57 Mapping from Periodicals Flats to Standard Mail Flats – Zone None 1-9**

### 6.17.1.5 Mapping from Periodical Letters to Standard Mail Letters – Zone DDU

Periodicals Line	Standard Mail Flats Line	3.5 oz. or less	4 oz. or less	Over 4 and less than 16 oz.
In-County	Description	Automation	Non-Automation	Non-Automation
A13 Carrier Route Basic	DSCF Basic	C12	C27	C42
A14 Carrier Route High Density	DSCF High Density	C11	C26	C41
A15 Carrier Route Saturation	DSCF Saturation	C9	C24	C39
Outside-County	Description	Automation	Non-Automation	Non-Automation
C29 Basic	DSCF Basic	C12	C27	C42
C30 High Density	DSCF High Density	C11	C26	C41
C31 Saturation	DSCF Saturation	C9	C24	C39
C34 Firm Bundle (Destination Entry DDU)	DSCF 5- Digit	A7	B14	B25

**Table 6-58 Mapping from Periodicals Letters to Standard Mail Letters – Zone DDU**



### 6.17.1.6 Mapping from Periodical Letters to Standard Mail Letters – Zone DSCF

Periodicals Line	Standard Mail Flats Line	3.5 oz. or less	3.5 oz. or less	4 oz. or less	Over 4 and less than 16 oz.
Outside-County	Description	Automation	Machinable	Non-Automation	Non-Automation
C21 Mixed ADC Barcoded	DNDC Mixed AADC	A6			
C22 Mixed ADC Nonbarcoded	DNDC Mixed AADC		B4		
C22 Mixed ADC Nonbarcoded	DNDC Mixed ADC			B13	B24
C23 ADC Barcoded	DSCF AADC	A8			
C24 ADC Nonbarcoded	DSCF AADC		B5		
C24 ADC Nonbarcoded	DSCF ADC			B16	B27
C25 3-Digit Barcoded	DSCF 3-Digit	A8			
C26 3-Digit Nonbarcoded	DSCF AADC		B5		
C26 3-Digit Nonbarcoded	DSCF 3-Digit			B15	B26
C27 5-Digit Barcoded	DSCF 5-Digit	A7			
C28 5-Digit Nonbarcoded	DSCF AADC		B5		
C28 5-Digit Nonbarcoded	DSCF 5-Digit			B14	B25
C29 Basic	DSCF Basic	C12		C27	C42
C30 High Density	DSCF High Density	C11		C26	C41
C31 Saturation	DSCF Saturation	C9		C24	C39
C32 Firm Bundle (Destination Entry DSCF, DFSS)	None Saturation	C1		C16	C31

Table 6-59 Mapping from Periodicals Letters to Standard Mail Letters – Zone DSCF

### 6.17.1.7 Mapping from Periodical Letters to Standard Mail Letters – Zone DNDC

Periodicals Line	Standard Mail Flats Line	3.5 oz. or less	3.5 oz. or less	4 oz. or less	Over 4 and less than 16 oz.
Outside-County	Description	Automation	Machinable	Non-Automation	Non-Automation

Periodicals Line	Standard Mail Flats Line	3.5 oz. or less	3.5 oz. or less	4 oz. or less	Over 4 and less than 16 oz.
Outside-County	Description	Automation	Machinable	Non-Automation	Non-Automation
C21 Mixed ADC Barcoded	DNDC Mixed AADC	A6			
C22 Mixed ADC Nonbarcoded	DNDC Mixed AADC		B4		
C22 Mixed ADC Nobarcoded	DNDC Mixed ADC			B13	B24
C23 ADC Barcoded	DNDC AADC	A5			
C24 ADC Nonbarcoded	DNDC AADC		B3		
C24 ADC Nonbarcoded	DNDC ADC			B12	B23
C25 3-Digit Barcoded	DNDC 3-Digit	A5			
C26 3-Digit Nonbarcoded	DNDC AADC		B3		
C26 3-Digit Nonbarcoded	DNDC 3-Digit			B11	B22
C27 5-Digit Barcoded	DNDC 5-Digit	A4			
C28 5-Digit Nonbarcoded	DNDC AADC		B3		
C28 5-Digit Nonbarcoded	DNDC 5-Digit			B10	B21
C29 Basic	DNDC Basic	C8		C23	C38
C30 High Density	DNDC High Density	C7		C22	C37
C31 Saturation	DNDC Saturation	C5		C20	C35
C32 Firm Bundle (Destination Entry OptNDC, DADC, DNDC)	None Saturation	C1		C16	C31

**Table 6-60 Mapping from Periodicals Letters to Standard Mail Letters – Zone DNDC**

**6.17.1.8 Mapping from Periodical Letters to Standard Mail Letters – Zone None 1-9**

Periodicals Line	Standard Mail Flats Line	3.5 oz. or less	3.5 oz. or less	4 oz. or less	Over 4 and less than 16 oz.
	Description	Automation	Machinable	Non-Automation	Non-Automation
<b>Inside County</b>					

<b>Periodicals Line</b>	<b>Standard Mail Flats Line</b>	<b>3.5 oz. or less</b>	<b>3.5 oz. or less</b>	<b>4 oz. or less</b>	<b>Over 4 and less than 16 oz.</b>
	<b>Description</b>	<b>Automation</b>	<b>Machinable</b>	<b>Non-Automation</b>	<b>Non-Automation</b>
A4 Basic Nonautomation	None Mixed AADC		B2		
A4 Basic Nonautomation	None Mixed ADC			B9	B20
A5 Basic Automation	None Mixed AADC	A3			
A7 3-Digit Nonautomation	None AADC		B1		
A7 3-Digit Nonautomation	None 3-Digit			B7	B18
A8 3-Digit Automation	None 3-Digit	A2			
A10 5-Digit Nonautomation	None AADC		B1		
A10 5-Digit Nonautomation	None 5-Digit			B6	B17
A11 5-Digit Automation	None 5-Digit	A1			
A13 Carrier Route Basic	None Basic CR	C4		C19	C34
A14 Carrier Route High Density	None High Density	C3		C18	C33
A15 Carrier Route Saturation	None Saturation	C1		C16	C31
C21 Mixed ADC Barcoded	None Mixed AADC	A3			
C22 Mixed ADC Nonbarcoded	None Mixed AADC		B2		
C22 Mixed ADC Nonbarcoded	None Mixed ADC			B9	B20
C23 ADC Barcoded	None AADC	A2			
C24 ADC Nonbarcoded	None AADC		B1		
C24 ADC Nonbarcoded	None ADC			B8	B19
C25 3-Digit Barcoded	None 3-Digit	A2			
C26 3-Digit Nonbarcoded	None AADC		B1		
C26 3-Digit Nonbarcoded	None 3-Digit			B7	B18
C27 5-Digit Barcoded	None 5-Digit	A1			
C28 5-Digit Nonbarcoded	None AADC		B1		

Periodicals Line	Standard Mail Flats Line	3.5 oz. or less	3.5 oz. or less	4 oz. or less	Over 4 and less than 16 oz.
	Description	Automation	Machinable	Non-Automation	Non-Automation
C28 5-Digit Nonbarcoded	None 5-Digit			B6	B17
C29 Basic	None Basic	C4		C19	C34
C30 High Density	None High Density	C3		C18	C33
C31 Saturation	None Saturation	C1		C16	C31
C32 Firm Bundle (Destination Entry None)	None 5-Digit	A1		B6	B17

**Table 6-61 Mapping from Periodicals Letters to Standard Mail Letters – Zone None 1-9**

### 6.17.2 Package Services Postage for Pending Periodicals

For Mail.dat file submissions of Periodicals letters or flats during the pending period, Periodicals postage statements shall be mapped to the Package Services postage statement to determine postage due during the pending Period. For Mail.dat file submissions of Periodicals Parcels, the postal clerk enters the amount of pending postage due according to the PS Form 3605 supplied by the mailer. For letters and flats, the amount of postage due appears on the Periodicals postage statement and the system does not generate the detailed PS Form 3605 Package Services postage statement.

#### 6.17.2.1 BPM Flats for Pending Periodical Flats 16 oz. but less than 24 oz.

Periodicals Line	BPM Parcels	DDU	DNDC	DSCF	1&2	3	4	5	6	7	8	9
<b>In-County</b>	<b>Section</b>											
A4 Basic Nonautomation	Nonpresorted				A1							
A7 3-Digit Nonautomation	Presorted	A50			A37							
A10 5-Digit Nonautomation	Presorted	A50			A37							
A13 Carrier Route Basic	Carrier Route	A22			A9							
A14 Carrier Route High Density	Carrier Route	A22			A9							
A15 Carrier Route Saturation	Carrier Route	A22			A9							
<b>Outside-County</b>	<b>Section</b>											
<b>Nonmachinable Flats</b>												

C9 Mixed ADC Barcoded	Nonpresorted				A1	A2	A3	A4	A5	A6	A7	A8
C10 Mixed ADC Nonbarcoded	Nonpresorted				A1	A2	A3	A4	A5	A6	A7	A8
C11 ADC Barcoded	Presorted	A50	A46	A49	A37	A38	A39	A40	A41	A42	A43	A44
C12 ADC Nonbarcoded	Presorted	A50	A46	A49	37	A38	A39	A40	A41	A42	A43	A44
C13 3-Digit Barcoded	Presorted	A50	A46	A49	37	A38	A39	A40	A41	A42	A43	A44
C14 3-Digit Nonbarcoded	Presorted	A50	A46	A49	37	A38	A39	A40	A41	A42	A43	A44
C15 5-Digit Barcoded	Presorted	A50	A46	A49	37	A38	A39	A40	A41	A42	A43	A44
C16 5-Digit Nonbarcoded	Presorted	A50	A46	A49	37	A38	A39	A40	A41	A42	A43	A44
<b>Carrier Route and Firm Bundles</b>												
C29 Basic	Carrier Route	A22	A18	A21	A9	A10	A11	A12	A13	A14	A15	A16
C30 High Density	Carrier Route	A22	A18	A21	A9	A10	A11	A12	A13	A14	A15	A16
C31 Saturation	Carrier Route	A22	A18	A21	A9	A10	A11	A12	A13	A14	A15	A16
C32 Firm Bundle	Carrier Route	A22	A18	A21	A9	A10	A11	A12	A13	A14	A15	A16

**Table 6-62 Mapping from Periodical Flats to BPM Flats 16 oz. but less than 24 oz.**

## 6.18 Postage Statement Weight Constraints

The following tables for each class outline the validated minimum and maximum weights for each postage statement section. For a breakdown of weights by postage statement line see the Postage Statement mapping section.

### 6.18.1 First Class Mail

If there are no enclosures, the piece weight used to calculate pound postage for First-Class Mail is taken from the MPU file Mail Piece Unit – Weight field. If there are enclosures, the piece weight used to calculate pound postage for First-Class Mail is taken from the sum of the components.

Section Label	Processing Category	.cqt Rate Category	Min Wt.	Max Wt.
Automation Prices	Cards Letters	E = 5-Digit Barcode L1 = AADC BC L2 = Mixed AADC BC	0 oz.	3.5oz
Automation Prices	Letters (Reply Rides Free)	E = 5-Digit Barcode L1 = AADC BC L2 = Mixed AADC BC	> 1oz	2oz
Automation Prices	Flats	E = 5-Digit Barcode H = 3-Digit Barcode L3 = ADC BC L4 = MxADC BC	0 oz.	13oz
Non-Automation Prices	Cards Letters	N = Basic Presort S = Single Piece	0 oz.	3.5oz
Non-Automation Prices	Flats	N = Basic Presort S = Single Piece	0 oz.	13oz
Commercial Base	Parcel, First Class	S = Single Piece	0 oz.	16oz
Retail	Parcel, First Class	S = Single Piece	0 oz.	13oz

**Table 6-63 Weight Validations – First Class Mail**

**6.18.2 Periodicals and Pending Periodicals**

The piece weight used to calculate pound postage for Periodicals mail is calculated by summing the components CPT file Component – Weight related to the MPU ID by the MCR file. This piece weight may be later updated by the Edition Weight worksheet described in Section 6.15.3. For Periodicals Mail the advertising percentage is calculated by summing the components CPT file Component – Periodical Ad Percentage related to the MPU ID by the MCR file. This advertising percentage may be later updated by the Advertising Percentage worksheet described in Section 6.15.3.

Section Label	Processing Category	Min Wt.	Max Wt.
In-County Pound/Piece Price	Flats	0 oz.	4.4 lbs.
	Letters	0 oz.	3.5 oz.
	Irregular Parcels	0 oz.	70 lbs.
Outside County Piece Prices – Machinable Flats	Flats	0 oz.	24 oz.
Outside County Piece Prices – Parcels	Irregular Parcels	0 oz.	70 lbs.
Outside County Piece Prices – Letters	Letters	0 oz.	3.5 oz.
Outside County Piece Prices – Carrier Route/Firm Bundle	Flats	0 oz.	4.4 lbs.
	Letters	0 oz.	3.5 oz.
	Irregular Parcels	0 oz.	70 lbs.

**Table 6-64 Weight Validations – Periodicals and Pending Periodicals**

**6.18.3 Standard Mail**

If there are no enclosures, the piece weight used to calculate pound postage for Standard Mail is taken from the MPU file Mail Piece Unit – Weight field. If there are enclosures, the piece weight used to calculate pound postage for Standard Mail is taken from the sum of the components.

Section Label	Processing Category	.cqt Rate Category	Min Wt.	Max Wt.
Automation Letters	Letters	E = 5-Digit Barcode L1 = AADC BC L2 = Mixed AADC BC	0 oz.	3.5oz
Non-Automation Letters	Letters	L7 = AADC Non-BC L8 = MxAADC Non-BC	0 oz.	3.5oz
Non-Automation Letters	Letters	G = 5D Non Barcode K = 3D Non Barcode L5 = ADC Non-BC L6 = MxADC Non – BC	0 oz.	16oz
Carrier Route Letters	Letters	A = Saturation – ECR B = High Density – ECR C = High Density Plus – ECR O = CR – Barcode	0 oz.	3.5oz

Section Label	Processing Category	.cqt Rate Category	Min Wt.	Max Wt.
Carrier Route Letters	Letters	A1 = Non-Automation Saturation – ECR B1 = Non-Automation High Density – ECR C1 = Non Automation High Density Plus – ECR D1 = Non-Automation Basic Carrier Route	0 oz.	16oz
Automation Flats	Flats	E = 5 Digit Barcode H = 3 Digit Barcode L3 = ADC BC L4 = MxADC BC	0 oz.	16oz
Non-Automation Flats	Flats	G = 5D Non Barcode K = 3D Non Barcode L5 = ADC Non-BC L6 = MxADC Non – BC	0 oz.	16oz
Carrier Route Flats	Flats	A = Saturation – ECR B = High Density – ECR C = High Density Plus – ECR D = Carrier Route D2 = Carrier Route (Bundles on Pallet)	0 oz.	16oz
Marketing Parcels – Machinable Parcels	Machinable Parcels	P7 = NDC P8 = Mixed NDC PI = 5-Digit PM = SCF	0 oz.	16oz
Marketing Parcels – Irregular Parcels	Irregular Parcels	P7 = NDC P8 = Mixed NDC PI = 5-Digit PM = SCF	0 oz.	16oz
Carrier Route Parcels – Machinable	Machinable Parcels	A – Saturation – ECR D – Carrier Route	0	16oz
Carrier Route Parcels – Irregular	Irregular Parcels	A – Saturation – ECR D – Carrier Route	0	16oz
Customized Market Mail	Customized Market Mail	N = Basic	0 oz.	3.3oz

**Table 6-65 Weight Validations – Standard Mail**

#### 6.18.4 Package Services

The piece weight used to calculate pound postage for Package Services Mail is taken from the MPU file Mail Piece Unit – Weight field.

Section Label	Processing Category	.cqt Rate Category	.mpu Rate Type	Min Wt.	Max Wt.
Bound Printed Matter	Flats	N = Basic S= Single Piece D= Carrier Route	B = Bound Printed Matter	0 oz.	20oz
Bound Printed Matter	Flats		B = Bound Printed Matter	0 oz.	15lbs.



Section Label	Processing Category	.cqt Rate Category	.mpu Rate Type	Min Wt.	Max Wt.
Library Mail and Media Mail	Flats, Machinable, Irregular Parcels	S = Single Piece G = 5-Digit N = Basic	F = Media Mail L = Library Mail	0 oz.	70lbs.
Bound Printed Matter	Machinable Parcels Irregular Parcels	S = Single Piece D = Carrier Route N = Basic	B = Bound Printed Matter	0 oz.	15lbs.
Library Mail and Media Mail	Machinable Parcels Irregular Parcels	S = Single Piece N = Basic G = 5D Non Barcode	F = Media Mail L = Library Mail	0 oz.	70lbs.
Parcel Select – Destination Entry	Machinable Parcels Irregular Parcels	S = Single Piece G = 5-Digit K = 3-Digit	D = Parcel Select	0 oz.	70 lbs.
Parcel Select – Ground	Machinable Parcels Irregular Parcels	Z = Par SelectGround	D = Parcel Select	0 oz.	70 lbs.
Parcels Select – Lightweight	Machinable Parcels Irregular Parcels	P7 = NDC P8 = Mixed NDC G = 5 Digit PM = SCF	P = Parcel Select LW	1 oz.	15.994 oz.

**Table 6-66 Weight Validations – Package Services**

### 6.18.5 Priority Mail

Section Label	Processing Category	.cqt Rate Category	Min Wt.	Max Wt.
Flat Rate and Commercial Prices	First Class Parcels Letters Flats	S = Single Piece	0 oz.	70 lbs.
Priority Mail – Regional Rate Box	First Class Parcels Flats	S = Single Piece	0 oz.	25 lbs.
Priority Mail – Cubic	First Class Parcels Flats	S = Single Piece	0 oz.	20 lbs.
Flat Rate and Commercial Prices – NSA	First Class Parcels Letters Flats	S = Single Piece	0 oz.	70 lbs.

**Table 6-67 Weight Validations – Priority Mail**

## 6.19 Postage Statement Mapping

This section displays the mappings of the Mail.dat fields to the current postage statements. The five postage statements available for a Mail.dat submission are the PS Form 3600 First-Class and Priority Mail, the PS Form 3602 Standard Mail, the PS Form 3605 Package Services, and the PS Form 3541 Periodicals Mail. Extra services for each postage statement are grouped into one grid. Grayed out lines are lines that are not supported by the *PostalOne!* system will result in a mapping error. Subtotal, Total, and Full Service Intelligent Mail lines are listed for reference.

The mapping ingredients vary by postage statement and section. The following table lists the full name of the rate ingredient used in the mapping grids and the applicable Mail.dat record.

Rate Ingredient Name	Mail.dat File	File Field
FCM Letter Residual Prep	SEG	FCM Letter Residual Preparation Indicator
Rate Type	MPU CPT	Mail Piece Unit – Rate Type Component – Rate Type
Rate Schedule	MPU	Rate Schedule

Rate Ingredient Name	Mail.dat File	File Field
Processing Category	MPU CPT	Mail Piece Unit – Processing Category Component – Processing Category
MPU Surcharge	MPU	MPU Surcharge
Machinable	MPU	Flat Machinability
Standard Parcel Type	MPU	Standard Parcel Type
Container Level	CSM	Container Level
Entry Point for Entry Discount Facility Type	CSM	Entry Point for Entry Discount – Facility Type
Zone	CQT	Zone
Destination entry	CQT	Destination Entry
Rate Category	CQT	Rate Category
CQT Barcode Discount Surcharge Indicator	CQT	Barcode Discount Or Surcharge Indicator
In County/Out County	CQT	Periodicals: Not County/In County
Simplified Address Indicator	CQT	Simplified Address Indicator
Package Level	PQT	Package Level
CCR Characteristic and Type	CCR	Characteristic Type and Characteristic
Service Type	SFR	Service Type
Service Stated Value	SFR	Service “Stated Value”
Amount Due	SFR	Amount Due

**Table 6-68 Postage Statement Mapping Rate Ingredients**

**6.19.1 First-Class Mail and First-Class Package Service PS 3600**

Section A – PS Form 3600					Rate Ingredients				
Section	Line Number	Section Label	Block Label	Line Label	Processing Category	Rate Category	Rate Type	MPU Surcharge	Weight
A	1	Automation Prices	Postcards	5 – Digit	CD	E	R	N	≤ 3.5 oz.
A	2	Automation Prices	Postcards	AADC	CD	L1	R	N	≤ 3.5 oz.
A	3	Automation Prices	Postcards	Mixed AADC	CD	L2	R	N	≤ 3.5 oz.
A	4	Automation Prices	Letters	5 – Digit	LT	E	R	N	≤ 3.5 oz.
A	5	Automation Prices	Letters	AADC	LT	L1	R	N	≤ 3.5 oz.
A	6	Automation Prices	Letters	Mixed AADC	LT	L2	R	N	≤ 3.5 oz.
A	7	Automation Prices	Flats	5 – Digit	FL	E	R	N	≤ 13 oz.
A	8	Automation Prices	Flats	3 – Digit	FL	H	R	N	≤ 13 oz.
A	9	Automation Prices	Flats	ADC	FL	L3	R	N	≤ 13 oz.
A	10	Automation Prices	Flats	Mixed ADC	FL	L4	R	N	≤ 13 oz.
A	11	<i>Part A Total (Add lines A1-A10)</i>							
A	12	<i>Full Service Intelligent Mail Option – Display Only – Postcards – Number of Pieces that comply _____ x \$0.003</i>							
A	13	<i>Full Service Intelligent Mail Option – Display Only – Letters – Number of Pieces that comply _____ x \$0.003</i>							
A	14	<i>Full Service Intelligent Mail Option – Display Only – Flats – Number of Pieces that comply _____ x \$0.003</i>							

Section B – PS Form 3600	Rate Ingredients
--------------------------	------------------

Section	Line Number	Section Label	Block Label	Line Label	Processing Category	Rate Category	Rate Type	Surcharge MPU	FCM Letter Residual Prep	Rate Schedule	Weight
B	1	Non-Automation Prices	Postcards	Presorted	CD	N	R	N			≤ 3.5 oz.
B	2	Non-Automation Prices	Postcards	Single Piece	CD	S	R	N			≤ 3.5 oz.
B	3	Non-Automation Prices	Letters	Presorted	LT	N	R	N			≤ 3.5 oz.
B	4	Non-Automation Prices	Letters	Residual	LT	S	R	N	M	Blank	≤ 3.5 oz.
B	5	Non-Automation Prices	Letters	Nonpresorted Single Piece	LT	S	R	N		R	≤ 3.5 oz.
B	5	Non-Automation Prices	Letters	Nonpresorted Single Piece	LT	S	R	N		Blank	≤ 3.5 oz.
B	6	Non-Automation Prices	Letters	Single Piece from USPS Marketing Mail	LT	S	R	N			≤ 3.5 oz.
B	7	Non-Automation Prices	Nonmachinable Letters	Presorted	LT	N	R	R			≤ 3.5 oz.
B	8	Non-Automation Prices	Nonmachinable Letters	Non Presorted Single Piece	LT	S	R	R			≤ 3.5 oz.
B	9	Non-Automation Prices	Nonmachinable Letters	Single Piece from USPS Marketing Mail	LT	S	R	R			≤ 3.5 oz.
B	10	Non-Automation Prices	Nonmachinable Letters	Nonmachinable Surcharge (presorted letters)	LT	N	R	R			≤ 3.5 oz.
B	11	Non-Automation Prices	Nonmachinable Letters	Nonmachinable Surcharge (single piece letters)	LT	S	R	R			≤ 3.5 oz.
B	12	Non-Automation Prices	Flats	Presorted	FL	N	R	N			≤ 13 oz.
B	13	Non-Automation Prices	Flats	Single Piece	FL	S	R	N			≤ 13 oz.

Section B – PS Form 3600					Rate Ingredients						
Section	Line Number	Section Label	Block Label	Line Label	Processing Category	Rate Category	Rate Type	Surcharge MPU	FCM Letter Residual Prep	Rate Schedule	Weight
B	14	Non-Automation Prices	Flats	Single Piece from USPS Marketing Mail	FL	S	R	N			≤ 13 oz.
B	15	Non-Automation Prices	Permit Reply	Single Piece Letter	LT		cpt Rate Type I	N			≤ 1 oz.
B	16	Non-Automation Prices	Permit Reply	Single Piece Letter	LT		cpt Rate Type I	N			1 oz. < w < 3.5 oz.
B	17	Non-Automation Prices	Permit Reply	Single Piece Flat	FL		cpt Rate Type I	N			≤ 1 oz.
B	18	Non-Automation Prices	Permit Reply	Single Piece Flat	FL		cpt Rate Type I	N			1 oz. < w < 13 oz.

Section C – PS Form 3600					Rate Ingredients						
Section	Line Number	Section Label	Block Label	Line Label	Processing Category	Rate Category	Rate Type	CQT Barcode Discount Surcharge Indicator	MPU Surcharge	Rate Schedule	Weight
C	1	Parcels	Commercial Base Parcels	Single Piece	PF	S	R		N		< 16 oz.
C	2	Parcels	Commercial Base Parcels	Parcel Surcharge	PF	S	R	S, I	N		< 16 oz.

Section C – PS Form 3600					Rate Ingredients						
Section	Line Number	Section Label	Block Label	Line Label	Processing Category	Rate Category	Rate Type	COT Barcode Discount Surcharge Indicator	MPU Surcharge	Rate Schedule	Weight
C	3	Parcels	Commercial Parcels NSA	Single Piece	PF	S	R		N		< 80 oz.
C	4	Parcels	Commercial Parcels NSA	Parcel Surcharge	PF	S	R	S, I	N		< 80 oz
C	5	Parcels	Retail Parcels (less than 13 oz)	Single Piece	PF	S	R		N	R	Less than or equal to 13 oz.
C	6	Parcels	Retail Parcels (less than 13 oz)	Single Piece from USPS Marketing Mail	PF, MP, IR	S	R		N	R	Less than or equal to 13 oz.
C	7	Parcels	Retail Parcels (less than 13 oz)	Parcel Surcharge	Line Not Supported						

Section D – PS Form 3600					Rate Ingredients				
Section	Line Number	Section Label	Block Label	Line Label	Processing Category	Rate Category	Rate Type	MPU Surcharge	Weight
D	1	Round Trip Mailings DVD, CD, or Other	Automation Letters	5 – Digit	LT	E	R	N	≤ 3.5 oz.
D	2	Round Trip Mailings DVD, CD, or Other	Automation Letters	AADC	LT	L1	R	N	≤ 3.5 oz.
D	3	Round Trip Mailings DVD, CD, or Other	Automation Letters	Mixed AADC	LT	L2	R	N	≤ 3.5 oz.
D	4	Round Trip Mailings DVD, CD, or Other	Presort Letters	Presorted	LT	N	R	N	≤ 3.5 oz.
D	5	Round Trip Mailings DVD, CD, or Other	Presort Letters	Single Piece	LT	S	R	N	≤ 3.5 oz.
D	6	Round Trip Mailings DVD, CD, or Other	Automation Flats	5 – Digit	FL	E	R	N	≤ 13 oz.
D	7	Round Trip Mailings DVD, CD, or Other	Automation Flats	3 – Digit	FL	H	R	N	≤ 13 oz.
D	8	Round Trip Mailings DVD, CD, or Other	Automation Flats	ADC	FL	L3	R	N	≤ 13 oz.
D	9	Round Trip Mailings DVD, CD, or Other	Automation Flats	Mixed ADC	FL	L4	R	N	≤ 13 oz.

Section D – PS Form 3600					Rate Ingredients				
Section	Line Number	Section Label	Block Label	Line Label	Processing Category	Rate Category	Rate Type	MPU Surcharge	Weight
D	10	Round Trip Mailings DVD, CD, or Other	Presort Flats	Presorted	FL	N	R	N	≤ 13 oz.
D	11	Round Trip Mailings DVD, CD, or Other	Presort Flats	Single Piece	FL	S	R	N	≤ 13 oz.
D	12	Round Trip Mailings DVD, CD, or Other	Permit Reply Mail	Single Piece Letter	LT		.cpt Rate Type 	N	≤ 1 oz.
D	13	Round Trip Mailings DVD, CD, or Other	Permit Reply Mail	Single Piece Flat	FL		.cpt Rate Type 	N	≤ 2 oz.
D	14	<i>Part D Total (Add lines D1-D13)</i>							
D	15	<i>Full Service Intelligent Mail Option – Display Only – Letters – Numbers of pieces that comply _____ x \$0.003</i>							
D	16	<i>Full Service Intelligent Mail Option – Display Only – Flats – Numbers of pieces that comply _____ x \$0.003</i>							

**Table 6-69 First Class Mail Postage Statement Mapping**

**6.19.2 Periodicals PS Form 3541**

Section A– PS Form 3541					Rate Ingredients				Maximum Weight			
Section	Line Number	Section Label	Block Label	Line Label	Processing Category	Rate Category	Zone	In County/Out County	LT	FL	IR	CoPal/CoMail
A	1	In County	Pound Price	DDU	LT, FL, IR		D	I				
A	2	In County	Pound Price	None	LT, FL, IR		N	I				
A	3	<i>Total Pound Price (Add lines 1 and 2)</i>										
A	4	In County	Piece Price (Presort)	Basic Nonautomation	LT, FL, IR	N		I	3.5 oz	4.4 lbs	70 lbs	
A	5	In County	Piece Price (Presort)	Basic Automation Letters	LT	L		I	3.5 oz			
A	6	In County	Piece Price (Presort)	Basic Automation Flats	FL	L		I		4.4lbs		
A	7	In County	Piece Price (Presort)	3D Nonautomation	LT, FL, IR	K		I	3.5 oz	4.4 lbs	70 lbs	
A	8	In County	Piece Price (Presort)	3D Automation Letters	LT	H		I	3.5 oz			
A	9	In County	Piece Price (Presort)	3D Automation Flats	FL	H		I		4.4 lbs		



Section A- PS Form 3541					Rate Ingredients				Maximum Weight			
Section	Line Number	Section Label	Block Label	Line Label	Processing Category	Rate Category	Zone	In County/Out County	LT	FL	IR	CoPal/CoMail
A	10	In County	Piece Price (Presort)	5D Nonautomation	LT, FL, IR	G		I	3.5 oz	4.4 lbs	70 lbs	
A	11	In County	Piece Price (Presort)	5D Basic Automation Letters	LT	E		I	3.5 oz			
A	12	In County	Piece Price (Presort)	5D Automation Flats	FL	E		I		4.4 lbs		
A	13	In County	Piece Price (Presort)	Carrier Route Basic	LT, FL, IR	D		I	3.5 oz	4.4 lbs	70 lbs	4.4 lbs
A	14	In County	Piece Price (Presort)	Carrier Route HD	LT, FL, IR	B		I	3.5 oz	4.4 lbs	70 lbs	4.4 lbs
A	15	In County	Piece Price (Presort)	Carrier Route Saturation	LT, FL, IR	A		I	3.5 oz	4.4 lbs	70 lbs	4.4 lbs
A	16	<i>Presort Subtotal (Add lines A4-A15)</i>										
A	17	<i>Number of Addressed Pieces at DDU Prices</i>										
A	18	<i>Piece Price Subtotal (A16 minus A17)</i>										
A	19	<i>Full Service Intelligent Mail Option – Number of Pieces that comply _____ x \$0.001</i>										
A	20	<i>Periodicals In County Subtotal (Line A18 minus A19)</i>										
A	21	Ride Along Price										
A	22	Repositionalble Notes										
A	23	<i>Other Subtotal (Add lines A21 and A22)</i>										

Section B – PS Form 3541					Rate Ingredients		
Section	Line Number	Section Label	Block Label	Line Label	Processing Category	Zone	In County/Out County
B	1	Outside County Pound Prices	Advertising Pound Prices	DDU	FL, LT, IR	D	N
B	2	Outside County Pound Prices	Advertising Pound Prices	DSCF	FL, LT, IR	S	N
B	3	Outside County Pound Prices	Advertising Pound Prices	DADC	FL, LT, IR	V	N
B	4	Outside County Pound Prices	Advertising Pound Prices	1 & 2	FL, LT, IR	1	N
B	5	Outside County Pound Prices	Advertising Pound Prices	3	FL, LT, IR	3	N
B	6	Outside County Pound Prices	Advertising Pound Prices	4	FL, LT, IR	4	N

Section B – PS Form 3541					Rate Ingredients			
Section	Line Number	Section Label	Block Label	Line Label	Processing Category	Zone	In County/ Out County	
B	7	Outside County Pound Prices	Advertising Pound Prices	5	FL, LT, IR	5	N	
B	8	Outside County Pound Prices	Advertising Pound Prices	6	FL, LT, IR	6	N	
B	9	Outside County Pound Prices	Advertising Pound Prices	7	FL, LT, IR	7	N	
B	10	Outside County Pound Prices	Advertising Pound Prices	8	FL, LT, IR	8	N	
B	11	Outside County Pound Prices	Advertising Pound Prices	9	FL, LT, IR	9	N	
B	12	<i>Subtotal (Add lines B1-B11)</i>						
B	13	Outside County Pound Prices	Nonadvertising Pound Prices	DDU	FL, LT, IR	D	N	
B	14	Outside County Pound Prices	Nonadvertising Pound Prices	DSCF	FL, LT, IR	S	N	
B	15	Outside County Pound Prices	Nonadvertising Pound Prices	DADC	FL, LT, IR	V	N	
B	16	Outside County Pound Prices	Nonadvertising Pound Prices	All Others	FL, LT, IR	N	N	
B	17	<i>Subtotal (Add lines B13-B16)</i>						

Section C – PS Form 3541					Rate Ingredients				Maximum Weight			
Section	Line Number	Section Label	Block Label	Line Label	Processing Category	Rate Category	Machinable	In County/ Out County	LT	FL	IR	CoPal/CoMail
C	1	Outside County Piece Prices	Machinable Flats	Mixed ADC Barcoded	FL	L4	Y	N		24 oz.		24 oz.
C	2	Outside County Piece Prices	Machinable Flats	Mixed ADC Nonbarcoded	FL	L6	Y	N		24 oz.		24 oz.
C	3	Outside County Piece Prices	Machinable Flats	ADC Barcoded	FL	L3	Y	N		24 oz.		24 oz.
C	4	Outside County Piece Prices	Machinable Flats	ADC Nonbarcoded	FL	L5	Y	N		24 oz.		24 oz.
C	5	Outside County Piece Prices	Machinable Flats	3D SCF Barcoded	FL	H	Y	N		24 oz.		24 oz.

Section C – PS Form 3541					Rate Ingredients				Maximum Weight			
Section	Line Number	Section Label	Block Label	Line Label	Processing Category	Rate Category	Machinable	In County/Out County	LT	FL	IR	CoPa/CoMail
C	6	Outside County Piece Prices	Machinable Flats	3D SCF Nonbarcoded	FL	K	Y	N		24 oz.		24 oz.
C	7	Outside County Piece Prices	Machinable Flats	5D Barcoded	FL	E	Y, U	N		4.4 lbs.		4.4 lbs.
C	8	Outside County Piece Prices	Machinable Flats	5D Nonbarcoded	FL	G	Y	N		24 oz.		24 oz.
C	9	Outside County Piece Prices	Nonmachinable Flats	Mixed ADC Barcoded	FL	L4	U, N	N		4.4 lbs.		4.4 lbs.
C	10	Outside County Piece Prices	Nonmachinable Flats	Mixed ADC Nonbarcoded	FL	L6	U, N	N		4.4 lbs.		
C	11	Outside County Piece Prices	Nonmachinable Flats	ADC Barcoded	FL	L3	U, N	N		4.4 lbs.		
C	12	Outside County Piece Prices	Nonmachinable Flats	ADC Nonbarcoded	FL	L5	U, N	N		4.4 lbs.		
C	13	Outside County Piece Prices	Nonmachinable Flats	3D SCF Barcoded	FL	H	U, N	N		4.4 lbs.		
C	14	Outside County Piece Prices	Nonmachinable Flats	3D SCF Nonbarcoded	FL	K	U, N	N		4.4 lbs.		
C	15	Outside County Piece Prices	Nonmachinable Flats	5D Barcoded	FL	E	U, N	N		4.4 lbs.		
C	16	Outside County Piece Prices	Nonmachinable Flats	5D Nonbarcoded	FL	G	U, N	N		4.4 lbs.		
C	17	Outside County Piece Prices	Parcels	Mixed ADC	IR	L6		N			70 lbs	
C	18	Outside County Piece Prices	Parcels	ADC	IR	L5		N			70 lbs	
C	19	Outside County Piece Prices	Parcels	3 Digit SCF	IR	K		N			70 lbs	
C	20	Outside County Piece Prices	Parcels	5 Digit	IR	G		N			70 lbs	
C	21	Outside County Piece Prices	Letters	Mixed ADC Barcoded	LT	L4		N	3.5 oz.			
C	22	Outside County Piece Prices	Letters	Mixed ADC Nonbarcoded	LT	L6		N	3.5 oz.			
C	23	Outside County Piece Prices	Letters	ADC Barcoded	LT	L3		N	3.5 oz.			

Section C – PS Form 3541					Rate Ingredients				Maximum Weight			
Section	Line Number	Section Label	Block Label	Line Label	Processing Category	Rate Category	Machinable	In County/Out County	LT	FL	IR	CoPa/CoMail
C	24	Outside County Piece Prices	Letters	ADC Nonbarcoded	LT	L5		N	3.5 oz.			
C	25	Outside County Piece Prices	Letters	3D SCF Barcoded	LT	H		N	3.5 oz.			
C	26	Outside County Piece Prices	Letters	3D SCF Nonbarcoded	LT	K		N	3.5 oz.			
C	27	Outside County Piece Prices	Letters	5D Barcoded	LT	E		N	3.5 oz.			
C	28	Outside County Piece Prices	Letters	5D Nonbarcoded	LT	G		N	3.5 oz.			
C	29	Outside County Piece Prices	Carrier Route	Basic	FL, LT, IR	D		N	3.5 oz.	4.4 lbs.	70lbs	4.4 lbs.
C	30	Outside County Piece Prices	Carrier Route	High Density	FL, LT, IR	B		N	3.5 oz.	4.4 lbs.	70 lbs	4.4 lbs.
C	31	Outside County Piece Prices	Carrier Route	Saturation	FL, LT, IR	A		N	3.5 oz.	4.4 lbs.	70 lbs	4.4 lbs.
C	32	Outside County Piece Prices	Carrier Route	Firm Bundle	FL, LT IR	FB		N	3.5 oz.	4.4 lbs.	70 lbs	4.4 lbs.
C	33	<i>Subtotal (Add lines C1 through C32)</i>										
C	34	<i>Nonadv. % (100 minus adv.%) ____ X # of Addressed Pieces (C33) X \$0.00111</i>										
C	35	<i>Subtotal Outside County Piece Prices (Line C33-C34)</i>										
C	36	<i>Full Service Intelligent Mail Option – Number of pieces that comply ____ x \$0.001</i>										

Section D – PS Form 3541					Rate Ingredients			
Section	Line Number	Section Label	Block Label	Line Label	Processing Category	Container Level	Package Level	In County/Out County
D	1	Outside County	Bundle Prices	Mixed ADC – Mixed ADC	FL, LT, IR	AB, AC, AD, AE, AF, AG, AH, AJ	K, L, V, M	N
D	2	Outside County	Bundle Prices	Mixed ADC – ADC	FL, LT, IR	AB, AC, AD, AE, AF, AG, AH, AJ	H, I	N

D	3	Outside County	Bundle Prices	Mixed ADC – 3 Digit/SCF	FL, LT, IR	AB, AC, AD, AE, AF, AG, AH, AJ	D, F, T, X	N
D	4	Outside County	Bundle Prices	Mixed ADC – 5 Digit	FL, LT, IR	AB, AC, AD, AE, AF, AG, AH, AJ	C, U	N
D	5	Outside County	Bundle Prices	Mixed ADC – Carrier Route	FL	AB, AC, AD, AE, AF, AG, AH, AJ	B	N
D	6	Outside County	Bundle Prices	Mixed ADC – Firm	FL, LT, IR	AB, AC, AD, AE, AF, AG, AH, AJ	A	N
D	7	Outside County	Bundle Prices	ADC – ADC	FL, LT, IR	AA, AI, Z	H, I	N
D	8	Outside County	Bundle Prices	ADC – 3 Digit/SCF	FL, LT, IR	AA, AI, Z	D, F, T, X	N
D	9	Outside County	Bundle Prices	ADC – 5 Digit	FL, LT, IR	AA, AI, Z	C, U	N
D	10	Outside County	Bundle Prices	ADC – Carrier Route	FL, LT, IR	AA, AI, Z	B	N
D	11	Outside County	Bundle Prices	ADC – Firm	FL, LT, IR	AA, AI, Z	A	N
D	12	Outside County	Bundle Prices	SCF / 3 – Digit – 3 Digit/SCF	FL, LT, IR	C, K, R, S, T, U, V, X, Y, F	D, F, T, X	N
D	13	Outside County	Bundle Prices	SCF / 3 – Digit – 5 Digit	FL, LT, IR	C, K, R, S, T, U, V, Y	C, U	N
D	14	Outside County	Bundle Prices	SCF / 3 – Digit – Carrier Route	FL, LT, IR	C, K, R, S, T, U, V, Y	B	N
D	15	Outside County	Bundle Prices	SCF / 3 – Digit – Firm	FL, LT, IR	C, K, R, S, T, U, V, Y	A	N
D	16	Outside County	Bundle Prices	CR / 5 – Digit – 5 Digit	FL, LT, IR	A, B, D, G, H, I, J, M, N, P, Q	C, U	N
D	17	Outside County	Bundle Prices	CR / 5 – Digit – Carrier Route	FL, LT, IR	A, B, D, G, H, I, J, M, N, P, Q, E	B, X	N
D	18	Outside County	Bundle Prices	CR / 5 – Digit – Firm	FL, LT, IR	A, B, D, G, H, I, J, M, N, P, Q	A	N

Section E – PS Form 3541					Rate Ingredients		
Section	Line Number	Section Label	Block Label	Line Label	Entry Point for Entry Discount Facility Type	Container Level	In County/Out County
E	1	Outside County	Sack Prices	Mixed ADC Sack – Origin NDC	K	AB, AC, AD, AE, AF, AG, AH, AJ	N
E	2	Outside County	Sack Prices	Mixed ADC Sack – Origin ADC	J	AB, AC, AD, AE, AF, AG, AH, AJ	N
E	3	Outside County	Sack Prices	Mixed ADC Sack – Origin SCF	C	AB, AC, AD, AE, AF, AG, AH, AJ	N
E	4	Outside County	Sack Prices	Mixed ADC Sack – Origin Post Office/DMU	O	AB, AC, AD, AE, AF, AG, AH, AJ	N
E	5	Outside County	Sack Prices	ADC Sack – Origin NDC	K	AA, AI, Z	N
E	6	Outside County	Sack Prices	ADC Sack – Origin ADC	J	AA, AI, Z	N
E	7	Outside County	Sack Prices	ADC Sack – Origin SCF	C	AA, AI, Z	N
E	8	Outside County	Sack Prices	ADC Sack – Origin Post Office/DMU	O	AA, AI, Z	N
E	9	Outside County	Sack Prices	ADC Sack – Destination NDC	B	AA, AI, Z	N
E	10	Outside County	Sack Prices	ADC Sack – Destination ADC	R	AA, AI, Z	N
E	11	Outside County	Sack Prices	3 Digit SCF Sack – Origin NDC	K	C, E, F, K, R, S, T, U, V, X, Y	N
E	12	Outside County	Sack Prices	3 Digit SCF Sack – Origin ADC	J	C, E, F, K, R, S, T, U, V, X, Y	N
E	13	Outside County	Sack Prices	3 Digit SCF Sack – Origin SCF	C, Y	C, E, F, K, R, S, T, U, V, X, Y	N
E	14	Outside County	Sack Prices	3 Digit SCF Sack – Origin Post Office/DMU	O	C, E, F, K, R, S, T, U, V, X, Y	N
E	15	Outside County	Sack Prices	3 Digit SCF Sack – Destination NDC	B	C, E, F, K, R, S, T, U, V, X, Y	N
E	16	Outside County	Sack Prices	3 Digit SCF Sack – Destination ADC	R	C, E, F, K, R, S, T, U, V, X, Y	N
E	17	Outside County	Sack Prices	3 Digit SCF Sack – Destination SCF	S, W	C, E, F, K, R, S, T, U, V, X, Y	N
E	18	Outside County	Sack Prices	5 Digit Carrier Route Sack – Origin NDC	K	A, B, D, G, H, I, J, M, N, P, Q	N
E	19	Outside County	Sack Prices	5 Digit Carrier Route Sack – Origin ADC	J	A, B, D, G, H, I, J, M, N, P, Q	N
E	20	Outside County	Sack Prices	5 Digit Carrier Route Sack – Origin SCF	C	A, B, D, G, H, I, J, M, N, P, Q	N
E	21	Outside County	Sack Prices	5 Digit Carrier Route Sack – Origin Post Office/DMU	O	A, B, D, G, H, I, J, M, N, P, Q	N
E	22	Outside County	Sack Prices	5 Digit Carrier Route Sack – Destination NDC	B	A, B, D, G, H, I, J, M, N, P, Q	N
E	23	Outside County	Sack Prices	5 Digit Carrier Route Sack – Destination ADC	R	A, B, D, G, H, I, J, M, N, P, Q	N
E	24	Outside County	Sack Prices	5 Digit Carrier Route Sack – Destination SCF	S	A, B, D, G, H, I, J, M, N, P, Q	N

Section E – PS Form 3541					Rate Ingredients		
Section	Line Number	Section Label	Block Label	Line Label	Entry Point for Entry Discount Facility Type	Container Level	In County/Out County
E	25	Outside County	Sack Prices	5 Digit Carrier Route Sack–DDU	D	A, B, D, G, H, I, J, M, N, P, Q	N
E	26	Outside County	Tray Prices	Mixed ADC Tray – Origin NDC	K	AB, AC, AD, AE, AF, AG, AH, AJ	N
E	27	Outside County	Tray Prices	Mixed ADC Tray – Origin ADC	J	AB, AC, AD, AE, AF, AG, AH, AJ	N
E	28	Outside County	Tray Prices	Mixed ADC Tray – Origin SCF	C	AB, AC, AD, AE, AF, AG, AH, AJ	N
E	29	Outside County	Tray Prices	Mixed ADC Tray – Origin Post Office/DMU	O	AB, AC, AD, AE, AF, AG, AH, AJ	N
E	30	Outside County	Tray Prices	ADC Tray – Origin NDC	K	AA, AI, Z	N
E	31	Outside County	Tray Prices	ADC Tray – Origin ADC	J	AA, AI, Z	N
E	32	Outside County	Tray Prices	ADC Tray – Origin SCF	C	AA, AI, Z	N
E	33	Outside County	Tray Prices	ADC Tray – Origin Post Office/DMU	O	AA, AI, Z	N
E	34	Outside County	Tray Prices	ADC Tray – Destination NDC	B	AA, AI, Z	N
E	35	Outside County	Tray Prices	ADC Tray – Destination ADC	R	AA, AI, Z	N
E	36	Outside County	Tray Prices	3 Digit SCF Tray – Origin NDC	K	C, E, F, K, R, S, T, U, V, X, Y	N
E	37	Outside County	Tray Prices	3 Digit SCF Tray – Origin ADC	J	C, E, F, K, R, S, T, U, V, X, Y	N
E	38	Outside County	Tray Prices	3 Digit SCF Tray – Origin SCF	C, Y	C, E, F, K, R, S, T, U, V, X, Y	N
E	39	Outside County	Tray Prices	3 Digit SCF Tray – Origin Post Office/DMU	O	C, E, F, K, R, S, T, U, V, X, Y	N
E	40	Outside County	Tray Prices	3 Digit SCF Tray – Destination NDC	B	C, E, F, K, R, S, T, U, V, X, Y	N
E	41	Outside County	Tray Prices	3 Digit SCF Tray – Destination ADC	R	C, E, F, K, R, S, T, U, V, X, Y	N
E	42	Outside County	Tray Prices	3 Digit SCF Tray – Destination SCF	S, W	C, E, F, K, R, S, T, U, V, X, Y	N
E	43	Outside County	Tray Prices	5 Digit Carrier Route Tray – Origin NDC	K	A, B, D, G, H, I, J, M, N, P, Q	N
E	44	Outside County	Tray Prices	5 Digit Carrier Route Tray – Origin ADC	J	A, B, D, G, H, I, J, M, N, P, Q	N
E	45	Outside County	Tray Prices	5 Digit Carrier Route Tray – Origin SCF	C	A, B, D, G, H, I, J, M, N, P, Q	N
E	46	Outside County	Tray Prices	5 Digit Carrier Route Tray – Origin Post Office/DMU	O	A, B, D, G, H, I, J, M, N, P, Q	N



Section E – PS Form 3541					Rate Ingredients			
Section	Line Number	Section Label	Block Label	Line Label	Entry Point for Entry Discount Facility Type	Container Level	In County/Out County	
E	47	Outside County	Tray Prices	5 Digit Carrier Route Tray – Destination NDC	B	A, B, D, G, H, I, J, M, N, P, Q	N	
E	48	Outside County	Tray Prices	5 Digit Carrier Route Tray – Destination ADC	R	A, B, D, G, H, I, J, M, N, P, Q	N	
E	49	Outside County	Tray Prices	5 Digit Carrier Route Tray – Destination SCF	S	A, B, D, G, H, I, J, M, N, P, Q	N	
E	50	Outside County	Tray Prices	5 Digit Carrier Route Tray –DDU	D	A, B, D, G, H, I, J, M, N, P, Q	N	
E	51	<i>Part E Sack and Tray Total (Add lines E1 – E50)</i>						
E	52	Outside County	Pallet Prices	Mixed ADC Pallet – Origin NDC	K	AB, AD, AE, AF, AG, AH, AJ	N	
E	53	Outside County	Pallet Prices	Mixed ADC Pallet – Origin ADC	J	AB, AD, AE, AF, AG, AH, AJ	N	
E	54	Outside County	Pallet Prices	Mixed ADC Pallet – Origin SCF	C	AB, AD, AE, AF, AG, AH, AJ	N	
E	55	Outside County	Pallet Prices	Mixed ADC Pallet – Origin Post Office/DMU	O	AB, AD, AE, AF, AG, AH, AJ	N	
E	56	Outside County	Pallet Prices	ADC Pallet – Origin NDC	K	AA, AI, Z	N	
E	57	Outside County	Pallet Prices	ADC Pallet – Origin ADC	J	AA, AI, Z	N	
E	58	Outside County	Pallet Prices	ADC Pallet – Origin SCF	C	AA, AI, Z	N	
E	59	Outside County	Pallet Prices	ADC Pallet – Origin Post Office/DMU	O	AA, AI, Z	N	
E	60	Outside County	Pallet Prices	ADC Pallet – Destination NDC	B	AA, AI, Z	N	
E	61	Outside County	Pallet Prices	ADC Pallet – Destination ADC	R	AA, AI, Z	N	
E	62	Outside County	Pallet Prices	3 Digit SCF Pallet – Origin NDC	K	C, F, K, R, S, T, U, V, X, Y	N	
E	63	Outside County	Pallet Prices	3 Digit SCF Pallet – Origin ADC	J	C, F, K, R, S, T, U, V, X, Y	N	
E	64	Outside County	Pallet Prices	3 Digit SCF Pallet – Origin SCF	C, Y	C, F, K, R, S, T, U, V, X, Y	N	
E	65	Outside County	Pallet Prices	3 Digit SCF Pallet – Origin Post Office/DMU	O	C, F, K, R, S, T, U, V, X, Y	N	
E	66	Outside County	Pallet Prices	3 Digit SCF Pallet – Destination NDC	B	C, F, K, R, S, T, U, V, X, Y	N	
E	67	Outside County	Pallet Prices	3 Digit SCF Pallet – Destination ADC	R	C, F, K, R, S, T, U, V, X, Y	N	
E	68	Outside County	Pallet Prices	3 Digit SCF Pallet – Destination SCF	S, W	C, F, K, R, S, T, U, V, X, Y	N	
E	69	Outside County	Pallet Prices	5 Digit– Origin NDC	K	G, H, I, J, M, N, P, Q	N	
E	70	Outside County	Pallet Prices	5 Digit– Origin ADC	J	G, H, I, J, M, N, P, Q	N	
E	71	Outside County	Pallet Prices	5 Digit– Origin SCF	C	G, H, I, J, M, N, P, Q	N	
E	72	Outside County	Pallet Prices	5 Digit– Origin Post Office/DMU	O	G, H, I, J, M, N, P, Q	N	
E	73	Outside County	Pallet Prices	5 Digit– Destination NDC	B	G, H, I, J, M, N, P, Q	N	

Section E – PS Form 3541					Rate Ingredients			
Section	Line Number	Section Label	Block Label	Line Label	Entry Point for Entry Discount Facility Type	Container Level	In County/Out County	
E	74	Outside County	Pallet Prices	5 Digit– Destination ADC	R	G, H, I, J, M, N, P, Q	N	
E	75	Outside County	Pallet Prices	5 Digit– Destination SCF	S	G, H, I, J, M, N, P, Q	N	
E	76	Outside County	Pallet Prices	Carrier Route Pallet - Origin NDC	K	A, B, D, E	N	
E	77	Outside County	Pallet Prices	Carrier Route Pallet – Origin ADC	J	A, B, D, E	N	
E	78	Outside County	Pallet Prices	Carrier Route Pallet – Origin SCF	C, Y	A, B, D, E	N	
E	79	Outside County	Pallet Prices	Carrier Route Pallet – Origin Post Office/DMU	O	A, B, D, E	N	
E	80	Outside County	Pallet Prices	Carrier Route Pallet – Destination NDC	B	A, B, D, E	N	
E	81	Outside County	Pallet Prices	Carrier Route Pallet – Destination ADC	R	A, B, D, E	N	
E	82	Outside County	Pallet Prices	Carrier Route Pallet – Destination SCF	S, W	A, B, D, E	N	
E	83	Outside County	Pallet Prices	Carrier Route Pallet – DDU*	D	A, B, D & G, H, I, J, M, N, P, Q	N	
E	84	<i>Part E Total (Add lines E52-E83)</i>						

**Table 6-70 Periodical Postage Statement Mapping**

**6.19.2.1 Periodical in Mixed Class Comail**

Section D – PS Form 3541					Rate Ingredients			
Section	Line Number	Section Label	Block Label	Line Label	Processing Category	Container Level	Package Level	In County/Out County
D	1	Outside County	Bundle Prices	Mixed ADC – Mixed ADC	Line Maps to D7 for CoMail			N
D	2	Outside County	Bundle Prices	Mixed ADC – ADC	FL	AB, AG, AH	H	N
D	3	Outside County	Bundle Prices	Mixed ADC – 3 Digit/SCF	FL	AB, AG, AH	D, F, T, X	N
D	4	Outside County	Bundle Prices	Mixed ADC – 5 Digit	FL	AB, AG, AH	C, U, B	N
D	5	Outside County	Bundle Prices	Mixed ADC – Carrier Route	Line Maps to D4 for CoMail			N

D	6	Outside County	Bundle Prices	Mixed ADC – Firm	FL	AB, AG, AH	A	N
D	7	Outside County	Bundle Prices	ADC – ADC	FL	AD, AE, AF + (AB, AG, AH)	H + (K, L, V)	N
D	8	Outside County	Bundle Prices	ADC – 3 Digit/SCF	FL	AD, AE, AF	D, F, T, X	N
D	9	Outside County	Bundle Prices	ADC – 5 Digit	FL	AD, AE, AF	C, U	N
D	10	Outside County	Bundle Prices	ADC – Carrier Route	FL	AD, AE, AF	B	N
D	11	Outside County	Bundle Prices	ADC – Firm	FL	AD, AE, AF	A	N

Section E – PS Form 3541					Rate Ingredients		
Section	Line Number	Section Label	Block Label	Line Label	Entry Point for Entry Discount Facility Type	Container Level	In County/Out County
E	52	Outside County	Pallet Prices	Mixed ADC Pallet – Origin NDC	K	AB, AG, AH	N
E	53	Outside County	Pallet Prices	Mixed ADC Pallet – Origin ADC	Line Not Supported		N
E	54	Outside County	Pallet Prices	Mixed ADC Pallet – Origin SCF	C	AB, AG, AH	N
E	55	Outside County	Pallet Prices	Mixed ADC Pallet – Origin Post Office/DMU	E, N, O, S	AB, AG, AH	N
E	56	Outside County	Pallet Prices	ADC Pallet – Origin NDC	K, L, Q	AD, AE, AF	N
E	57	Outside County	Pallet Prices	ADC Pallet – Origin ADC	Line Not Supported		N
E	58	Outside County	Pallet Prices	ADC Pallet – Origin SCF	C	AD, AE, AF	N
E	59	Outside County	Pallet Prices	ADC Pallet – Origin Post Office/DMU	E, N, O	AD, AE, AF	N
E	60	Outside County	Pallet Prices	ADC Pallet – Destination NDC	A, B	AD, AE, AF	N
E	61	Outside County	Pallet Prices	ADC Pallet – Destination ADC	S	AD, AE, AF	N

### 6.19.3 Standard Mail Form 3602 R/N

- Rate Type is not included as a rate ingredient for Standard Mail. Acceptable values are R = Regular and N = Non Profit. Section I and J must use a Rate Type of N = Nonprofit.

Section A – PS Form 3602					Rate Ingredients			
Section	Line Number	Section Label	Block Label	Line Label	Processing Category	Rate Category	Destination Entry	Weight

Section A – PS Form 3602					Rate Ingredients				
Section	Line Number	Section Label	Block Label	Line Label	Processing Category	Rate Category	Destination Entry	Weight	
A	1	Automation Letters	Letters	5 Digit	LT	E	N	≤ 3.5 oz.	
A	2	Automation Letters	Letters	AADC	LT	L1	N	≤ 3.5 oz.	
A	3	Automation Letters	Letters	Mixed AADC	LT	L2	N	≤ 3.5 oz.	
A	4	Automation Letters	Letters	5 Digit	LT	E	B	≤ 3.5 oz.	
A	5	Automation Letters	Letters	AADC	LT	L1	B	≤ 3.5 oz.	
A	6	Automation Letters	Letters	Mixed AADC	LT	L2	B	≤ 3.5 oz.	
A	7	Automation Letters	Letters	5 Digit	LT	E	S	≤ 3.5 oz.	
A	8	Automation Letters	Letters	AADC	LT	L1	S	≤ 3.5 oz.	
A	9	<i>Part A Total (Add lines A1 – A8)</i>							
A	10	<i>Full Service Intelligent Mail Option – Display Only – Letters – Number of pieces that comply _____ x \$0.001</i>							

Section B – PS Form 3602					Rate Ingredients			
Section	Line Number	Section Label	Block Label	Line Label	Processing Category	Rate Category	Destination Entry	Weight
B	1	Nonautomation Letters	Machinable Letters	AADC	LT	L7	N	≤ 3.5 oz.
B	2	Nonautomation Letters	Machinable Letters	Mixed AADC	LT	L8	N	≤ 3.5 oz.
B	3	Nonautomation Letters	Machinable Letters	AADC	LT	L7	B	≤ 3.5 oz.
B	4	Nonautomation Letters	Machinable Letters	Mixed AADC	LT	L8	B	≤ 3.5 oz.
B	5	Nonautomation Letters	Machinable Letters	AADC	LT	L7	S	≤ 3.5 oz.
B	6	Nonautomation Letters	Nonmachinable Letters	5 Digit	LT	G	N	≤ 4 oz.
B	7	Nonautomation Letters	Nonmachinable Letters	3 Digit	LT	K	N	≤ 4 oz.
B	8	Nonautomation Letters	Nonmachinable Letters	ADC	LT	L5	N	≤ 4 oz.
B	9	Nonautomation Letters	Nonmachinable Letters	Mixed ADC	LT	L6	N	≤ 4 oz.
B	10	Nonautomation Letters	Nonmachinable Letters	5 Digit	LT	G	B	≤ 4 oz.
B	11	Nonautomation Letters	Nonmachinable Letters	3 Digit	LT	K	B	≤ 4 oz.

Section B – PS Form 3602					Rate Ingredients			
Section	Line Number	Section Label	Block Label	Line Label	Processing Category	Rate Category	Destination Entry	Weight
B	12	Nonautomation Letters	Nonmachinable Letters	ADC	LT	L5	B	≤ 4 oz.
B	13	Nonautomation Letters	Nonmachinable Letters	Mixed ADC	LT	L6	B	≤ 4 oz.
B	14	Nonautomation Letters	Nonmachinable Letters	5 Digit	LT	G	S	≤ 4 oz.
B	15	Nonautomation Letters	Nonmachinable Letters	3 Digit	LT	K	S	≤ 4 oz.
B	16	Nonautomation Letters	Nonmachinable Letters	ADC	LT	L5	S	≤ 4 oz.
B	17	Nonautomation Letters	Nonmachinable Letters	5 Digit	LT	G	N	4 oz. < w < 16 oz.
B	18	Nonautomation Letters	Nonmachinable Letters	3 Digit	LT	K	N	4 oz. < w < 16 oz.
B	19	Nonautomation Letters	Nonmachinable Letters	ADC	LT	L5	N	4 oz. < w < 16 oz.
B	20	Nonautomation Letters	Nonmachinable Letters	Mixed ADC	LT	L6	N	4 oz. < w < 16 oz.
B	21	Nonautomation Letters	Nonmachinable Letters	5 Digit	LT	G	B	4 oz. < w < 16 oz.
B	22	Nonautomation Letters	Nonmachinable Letters	3 Digit	LT	K	B	4 oz. < w < 16 oz.
B	23	Nonautomation Letters	Nonmachinable Letters	ADC	LT	L5	B	4 oz. < w < 16 oz.
B	24	Nonautomation Letters	Nonmachinable Letters	Mixed ADC	LT	L6	B	4 oz. < w < 16 oz.
B	25	Nonautomation Letters	Nonmachinable Letters	5 Digit	LT	G	S	4 oz. < w < 16 oz.
B	26	Nonautomation Letters	Nonmachinable Letters	3 Digit	LT	K	S	4 oz. < w < 16 oz.
B	27	Nonautomation Letters	Nonmachinable Letters	ADC	LT	L5	S	4 oz. < w < 16 oz.

Section C – PS Form 3602					Rate Ingredients				
Section	Line Number	Section Label	Block Label	Line Label	Processing Category	Rate Category	Destination Entry	Simplified Address Indicator	Weight
C	1	Carrier Route Letters	Automation Letters	Saturation	LT	A	N		≤ 3.5 oz.

Section C – PS Form 3602					Rate Ingredients				
Section	Line Number	Section Label	Block Label	Line Label	Processing Category	Rate Category	Destination Entry	Simplified Address Indicator	Weight
C	2	Carrier Route Letters	Automation Letters	High Density Plus	LT	C	N		≤ 3.5 oz.
C	3	Carrier Route Letters	Automation Letters	High Density	LT	B	N		≤ 3.5 oz.
C	4	Carrier Route Letters	Automation Letters	Basic	LT	O	N		≤ 3.5 oz.
C	5	Carrier Route Letters	Automation Letters	Saturation	LT	A	B		≤ 3.5 oz.
C	6	Carrier Route Letters	Automation Letters	High Density Plus	LT	C	B		≤ 3.5 oz.
C	7	Carrier Route Letters	Automation Letters	High Density	LT	B	B		≤ 3.5 oz.
C	8	Carrier Route Letters	Automation Letters	Basic	LT	O	B		≤ 3.5 oz.
C	9	Carrier Route Letters	Automation Letters	Saturation	LT	A	S		≤ 3.5 oz.
C	10	Carrier Route Letters	Automation Letters	High Density Plus	LT	C	S		≤ 3.5 oz.
C	11	Carrier Route Letters	Automation Letters	High Density	LT	B	S		≤ 3.5 oz.
C	12	Carrier Route Letters	Automation Letters	Basic	LT	O	S		≤ 3.5 oz.
C	13	Carrier Route Letters	Letters EDDM	Saturation	LT	A	N	M, R, Y	≤ 3.5 oz.
C	14	Carrier Route Letters	Letters EDDM	Saturation	LT	A	B	M, R, Y	≤ 3.5 oz.
C	15	Carrier Route Letters	Letters EDDM	Saturation	LT	A	S	M, R, Y	≤ 3.5 oz.
C	16	Carrier Route Letters	Nonautomation Letters	Saturation	LT	A1	N		≤ 4 oz.
C	17	Carrier Route Letters	Nonautomation Letters	High Density Plus	LT	C1	N		≤ 4 oz.
C	18	Carrier Route Letters	Nonautomation Letters	High Density	LT	B1	N		≤ 4 oz.
C	19	Carrier Route Letters	Nonautomation Letters	Basic	LT	D1	N		≤ 4 oz.
C	20	Carrier Route Letters	Nonautomation Letters	Saturation	LT	A1	B		≤ 4 oz.
C	21	Carrier Route Letters	Nonautomation Letters	High Density Plus	LT	C1	B		≤ 4 oz.
C	22	Carrier Route Letters	Nonautomation Letters	High Density	LT	B1	B		≤ 4 oz.
C	23	Carrier Route Letters	Nonautomation Letters	Basic	LT	D1	B		≤ 4 oz.
C	24	Carrier Route Letters	Nonautomation Letters	Saturation	LT	A1	S		≤ 4 oz.
C	25	Carrier Route Letters	Nonautomation Letters	High Density Plus	LT	C1	S		≤ 4 oz.

Section C – PS Form 3602					Rate Ingredients				
Section	Line Number	Section Label	Block Label	Line Label	Processing Category	Rate Category	Destination Entry	Simplified Address Indicator	Weight
C	26	Carrier Route Letters	Nonautomation Letters	High Density	LT	B1	S		≤ 4 oz.
C	27	Carrier Route Letters	Nonautomation Letters	Basic	LT	D1	S		≤ 4 oz.
C	28	Carrier Route Letters	Letters EDDM (Nonautomation)	Saturation	LT	A1	N	M, R, Y	≤ 4 oz.
C	29	Carrier Route Letters	Letters EDDM (Nonautomation)	Saturation	LT	A1	B	M, R, Y	≤ 4 oz.
C	30	Carrier Route Letters	Letters EDDM (Nonautomation)	Saturation	LT	A1	S	M, R, Y	≤ 4 oz.
C	31	Carrier Route Letters	Nonautomation Letters	Saturation	LT	A1	N		4 oz. < w < 16 oz.
C	32	Carrier Route Letters	Nonautomation Letters	High Density Plus	LT	C1	N		4 oz. < w < 16 oz.
C	33	Carrier Route Letters	Nonautomation Letters	High Density	LT	B1	N		4 oz. < w < 16 oz.
C	34	Carrier Route Letters	Nonautomation Letters	Basic	LT	D1	N		4 oz. < w < 16 oz.
C	35	Carrier Route Letters	Nonautomation Letters	Saturation	LT	A1	B		4 oz. < w < 16 oz.
C	36	Carrier Route Letters	Nonautomation Letters	High Density Plus	LT	C1	B		4 oz. < w < 16 oz.
C	37	Carrier Route Letters	Nonautomation Letters	High Density	LT	B1	B		4 oz. < w < 16 oz.
C	38	Carrier Route Letters	Nonautomation Letters	Basic	LT	D1	B		4 oz. < w < 16 oz.
C	39	Carrier Route Letters	Nonautomation Letters	Saturation	LT	A1	S		4 oz. < w < 16 oz.
C	40	Carrier Route Letters	Nonautomation Letters	High Density Plus	LT	C1	S		4 oz. < w < 16 oz.
C	41	Carrier Route Letters	Nonautomation Letters	High Density	LT	B1	S		4 oz. < w < 16 oz.
C	42	Carrier Route Letters	Nonautomation Letters	Basic	LT	D1	S		4 oz. < w < 16 oz.
C	43	Carrier Route Letters	Letters EDDM	Saturation	LT	A1	N	M, R, Y	4 oz. < w < 16 oz.
C	44	Carrier Route Letters	Letters EDDM	Saturation	LT	A1	B	M, R, Y	4 oz. < w < 16 oz.
C	45	Carrier Route Letters	Letters EDDM	Saturation	LT	A1	S	M, R, Y	4 oz. < w < 16 oz.
C	46	<i>Part C Total (Add lines C1 – C45)</i>							
C	47	<i>Full Service Intelligent Mail Option – Display Only – Letters – Number of pieces that comply _____ x \$0.001</i>							



Section D – PS Form 3602					Rate Ingredients				
Section	Line Number	Section Label	Block Label	Line Label	Processing Category	Rate Category	Destination Entry	Weight	
D	1	Automation Flats	Flats	5 – Digit	FL	E	N	≤ 4 oz.	
D	2	Automation Flats	Flats	3 – Digit	FL	H	N	≤ 4 oz.	
D	3	Automation Flats	Flats	ADC	FL	L3	N	≤ 4 oz.	
D	4	Automation Flats	Flats	Mixed ADC	FL	L4	N	≤ 4 oz.	
D	5	Automation Flats	Flats	5 – Digit	FL	E	B	≤ 4 oz.	
D	6	Automation Flats	Flats	3 – Digit	FL	H	B	≤ 4 oz.	
D	7	Automation Flats	Flats	ADC	FL	L3	B	≤ 4 oz.	
D	8	Automation Flats	Flats	Mixed ADC	FL	L4	B	≤ 4 oz.	
D	9	Automation Flats	Flats	5 – Digit	FL	E	S	≤ 4 oz.	
D	10	Automation Flats	Flats	3 – Digit	FL	H	S	≤ 4 oz.	
D	11	Automation Flats	Flats	ADC	FL	L3	S	≤ 4 oz.	
D	12	Automation Flats	Flats	5 – Digit	FL	E	N	4 oz. < w < 16 oz.	
D	13	Automation Flats	Flats	3 – Digit	FL	H	N	4 oz. < w < 16 oz.	
D	14	Automation Flats	Flats	ADC	FL	L3	N	4 oz. < w < 16 oz.	
D	15	Automation Flats	Flats	Mixed ADC	FL	L4	N	4 oz. < w < 16 oz.	
D	16	Automation Flats	Flats	5 – Digit	FL	E	B	4 oz. < w < 16 oz.	
D	17	Automation Flats	Flats	3 – Digit	FL	H	B	4 oz. < w < 16 oz.	
D	18	Automation Flats	Flats	ADC	FL	L3	B	4 oz. < w < 16 oz.	
D	19	Automation Flats	Flats	Mixed ADC	FL	L4	B	4 oz. < w < 16 oz.	
D	20	Automation Flats	Flats	5 – Digit	FL	E	S	4 oz. < w < 16 oz.	
D	21	Automation Flats	Flats	3 – Digit	FL	H	S	4 oz. < w < 16 oz.	
D	22	Automation Flats	Flats	ADC	FL	L3	S	4 oz. < w < 16 oz.	
D	23	<i>Part D Total (Add lines D1-D22)</i>							
D	24	<i>Display Only – Full Service Intelligent Mail Option</i>							
								<i>Flats – Number of Pieces that Comply _____ x \$0.001</i>	

Section E – PS Form 3602					Rate Ingredients			
--------------------------	--	--	--	--	------------------	--	--	--

Section	Line Number	Section Label	Block Label	Line Label	Processing Category	Rate Category	Destination Entry	Weight
E	1	Nonautomation Flats	Flats	5 Digit	FL	G	N	≤ 4 oz.
E	2	Nonautomation Flats	Flats	3 Digit	FL	K	N	≤ 4 oz.
E	3	Nonautomation Flats	Flats	ADC	FL	L5	N	≤ 4 oz.
E	4	Nonautomation Flats	Flats	Mixed ADC	FL	L6	N	≤ 4 oz.
E	5	Nonautomation Flats	Flats	5 Digit	FL	G	B	≤ 4 oz.
E	6	Nonautomation Flats	Flats	3 Digit	FL	K	B	≤ 4 oz.
E	7	Nonautomation Flats	Flats	ADC	FL	L5	B	≤ 4 oz.
E	8	Nonautomation Flats	Flats	Mixed ADC	FL	L6	B	≤ 4 oz.
E	9	Nonautomation Flats	Flats	5 Digit	FL	G	S	≤ 4 oz.
E	10	Nonautomation Flats	Flats	3 Digit	FL	K	S	≤ 4 oz.
E	11	Nonautomation Flats	Flats	ADC	FL	L5	S	≤ 4 oz.
E	12	Nonautomation Flats	Flats	5 Digit	FL	G	N	4 oz. < w < 16 oz.
E	13	Nonautomation Flats	Flats	3 Digit	FL	K	N	4 oz. < w < 16 oz.
E	14	Nonautomation Flats	Flats	ADC	FL	L5	N	4 oz. < w < 16 oz.
E	15	Nonautomation Flats	Flats	Mixed ADC	FL	L6	N	4 oz. < w < 16 oz.
E	16	Nonautomation Flats	Flats	5 Digit	FL	G	B	4 oz. < w < 16 oz.
E	17	Nonautomation Flats	Flats	3 Digit	FL	K	B	4 oz. < w < 16 oz.
E	18	Nonautomation Flats	Flats	ADC	FL	L5	B	4 oz. < w < 16 oz.
E	19	Nonautomation Flats	Flats	Mixed ADC	FL	L6	B	4 oz. < w < 16 oz.
E	20	Nonautomation Flats	Flats	5 Digit	FL	G	S	4 oz. < w < 16 oz.
E	21	Nonautomation Flats	Flats	3 Digit	FL	K	S	4 oz. < w < 16 oz.
E	22	Nonautomation Flats	Flats	ADC	FL	L5	S	4 oz. < w < 16 oz.

<b>Section F – PS Form 3602</b>	<b>Rate Ingredients</b>
---------------------------------	-------------------------

Section	Line Number	Section Label	Block Label	Line Label	Processing Category	Rate Category	Destination Entry	Simplified Address Indicator	Weight
F	1	Carrier Route Flats	Flats	Saturation	FL	A	N		≤ 4 oz.
F	2	Carrier Route Flats	Flats	High Density Plus	FL	C	N		≤ 4 oz.
F	3	Carrier Route Flats	Flats	High Density	FL	B	N		≤ 4 oz.
F	4	Carrier Route Flats	Flats	Basic	FL	D	N		≤ 4 oz.
F	5	Carrier Route Flats	Flats	Basic – CR Bundles/Pallet	FL	D2	N		≤ 4 oz.
F	6	Carrier Route Flats	Flats	Saturation	FL	A	B		≤ 4 oz.
F	7	Carrier Route Flats	Flats	High Density Plus	FL	C	B		≤ 4 oz.
F	8	Carrier Route Flats	Flats	High Density	FL	B	B		≤ 4 oz.
F	9	Carrier Route Flats	Flats	Basic	FL	D	B		≤ 4 oz.
F	10	Carrier Route Flats	Flats	Basic – CR Bundles/Pallet	FL	D2	B		≤ 4 oz.
F	11	Carrier Route Flats	Flats	Saturation	FL	A	S		≤ 4 oz.
F	12	Carrier Route Flats	Flats	High Density Plus	FL	C	S		≤ 4 oz.
F	13	Carrier Route Flats	Flats	High Density	FL	B	S		≤ 4 oz.
F	14	Carrier Route Flats	Flats	Basic	FL	D	S		≤ 4 oz.
F	15	Carrier Route Flats	Flats	Basic – CR Bundles/Pallet	FL	D2	S		≤ 4 oz.
F	16	Carrier Route Flats	Flats	Saturation	FL	A	D		≤ 4 oz.
F	17	Carrier Route Flats	Flats	High Density Plus	FL	C	D		≤ 4 oz.
F	18	Carrier Route Flats	Flats	High Density	FL	B	D		≤ 4 oz.
F	19	Carrier Route Flats	Flats	Basic	FL	D	D		≤ 4 oz.
F	20	Carrier Route Flats	Flats	Basic – CR Bundles/Pallet	FL	D2	D		≤ 4 oz.
F	21	Detached Address Label							
F	22	Detached Marketing Label							
F	23	Carrier Route Flats	Flats EDDM	Saturation	FL	A1	N	M, R, Y	≤ 4 oz.
F	24	Carrier Route Flats	Flats EDDM	Saturation	FL	A1	B	M, R, Y	≤ 4 oz.
F	25	Carrier Route Flats	Flats EDDM	Saturation	FL	A1	S	M, R, Y	≤ 4 oz.
F	26	Carrier Route Flats	Flats EDDM	Saturation	FL	A1	D	M, R, Y	≤ 4 oz.
F	27	Carrier Route Flats	Flats	Saturation	FL	A	N		4 oz. < w < 16 oz.
F	28	Carrier Route Flats	Flats	High Density Plus	FL	C	N		4 oz. < w < 16 oz.
F	29	Carrier Route Flats	Flats	High Density	FL	B	N		4 oz. < w < 16 oz.

Section F – PS Form 3602					Rate Ingredients				
Section	Line Number	Section Label	Block Label	Line Label	Processing Category	Rate Category	Destination Entry	Simplified Address Indicator	Weight
F	30	Carrier Route Flats	Flats	Basic	FL	D	N		4 oz. < w < 16 oz.
F	31	Carrier Route Flats	Flats	Basic – CR Bundles/Pallet	FL	D2	N		4 oz. < w < 16 oz.
F	32	Carrier Route Flats	Flats	Saturation	FL	A	B		4 oz. < w < 16 oz.
F	33	Carrier Route Flats	Flats	High Density Plus	FL	C	B		4 oz. < w < 16 oz.
F	34	Carrier Route Flats	Flats	High Density	FL	B	B		4 oz. < w < 16 oz.
F	35	Carrier Route Flats	Flats	Basic	FL	D	B		4 oz. < w < 16 oz.
F	36	Carrier Route Flats	Flats	Basic – CR Bundles/Pallet	FL	D2	B		4 oz. < w < 16 oz.
F	37	Carrier Route Flats	Flats	Saturation	FL	A	S		4 oz. < w < 16 oz.
F	38	Carrier Route Flats	Flats	High Density Plus	FL	C	S		4 oz. < w < 16 oz.
F	39	Carrier Route Flats	Flats	High Density	FL	B	S		4 oz. < w < 16 oz.
F	40	Carrier Route Flats	Flats	Basic	FL	D	S		4 oz. < w < 16 oz.
F	41	Carrier Route Flats	Flats	Basic – CR Bundles/Pallet	FL	D2	S		4 oz. < w < 16 oz.
F	42	Carrier Route Flats	Flats	Saturation	FL	A	D		4 oz. < w < 16 oz.
F	43	Carrier Route Flats	Flats	High Density Plus	FL	C	D		4 oz. < w < 16 oz.
F	44	Carrier Route Flats	Flats	High Density	FL	B	D		4 oz. < w < 16 oz.
F	45	Carrier Route Flats	Flats	Basic	FL	D	D		4 oz. < w < 16 oz.
F	46	Carrier Route Flats	Flats	Basic – CR Bundles/Pallet	FL	D2	D		4 oz. < w < 16 oz.
F	47	Detached Address Label							
F	48	Detached Marketing Label							
F	49	Carrier Route Flats	Flats EDDM	Saturation	FL	A1	N	M, R, Y	4 oz. < w < 16 oz.
F	50	Carrier Route Flats	Flats EDDM	Saturation	FL	A1	B	M, R, Y	4 oz. < w < 16 oz.
F	51	Carrier Route Flats	Flats EDDM	Saturation	FL	A1	S	M, R, Y	4 oz. < w < 16 oz.
F	52	Carrier Route Flats	Flats EDDM	Saturation	FL	A1	D	M, R, Y	4 oz. < w < 16 oz.
F	53	<i>Part F Total (Add lines F1 – F52)</i>							
F	54	<i>Full Service Intelligent Mail Option – Display Only – Flats – Number of pieces that comply _____ x \$0.001</i>							

Section G – PS Form 3602					Rate Ingredients				
Section	Line Number	Section Label	Block Label	Line Label	Processing Category	Rate Category	Destination Entry	Standard Parcel Type	Weight
G	1	Marketing Parcels	Presorted	NDC	IR, MP	P7	N	M	≤ 3.3 oz.
G	2	Marketing Parcels	Presorted	Mixed NDC	IR, MP	P8	N	M	≤ 3.3 oz.
G	3	Marketing Parcels	Presorted	5 Digit	IR, MP	G	B	M	≤ 3.3 oz.
G	4	Marketing Parcels	Presorted	SCF	IR, MP	PM	B	M	≤ 3.3 oz.
G	5	Marketing Parcels	Presorted	NDC	IR, MP	P7	B	M	≤ 3.3 oz.
G	6	Marketing Parcels	Presorted	5 Digit	IR, MP	G	S	M	≤ 3.3 oz.
G	7	Marketing Parcels	Presorted	SCF	IR, MP	PM	S	M	≤ 3.3 oz.
G	8	Marketing Parcels	Presorted	5 Digit	IR, MP	G	D	M	≤ 3.3 oz.
G	9	Nonbarcoded Surcharge							
G	10	Marketing Parcels	Presorted	NDC	IR, MP	P7	N	M	3.3 oz. < w < 16 oz.
G	11	Marketing Parcels	Presorted	Mixed NDC	IR, MP	P8	N	M	3.3 oz. < w < 16 oz.
G	12	Marketing Parcels	Presorted	5 Digit	IR, MP	G	B	M	3.3 oz. < w < 16 oz.
G	13	Marketing Parcels	Presorted	SCF	IR, MP	PM	B	M	3.3 oz. < w < 16 oz.
G	14	Marketing Parcels	Presorted	NDC	IR, MP	P7	B	M	3.3 oz. < w < 16 oz.
G	15	Marketing Parcels	Presorted	5 Digit	IR, MP	G	S	M	3.3 oz. < w < 16 oz.
G	16	Marketing Parcels	Presorted	SCF	IR, MP	PM	S	M	3.3 oz. < w < 16 oz.
G	17	Marketing Parcels	Presorted	5 Digit	IR, MP	G	D	M	3.3 oz. < w < 16 oz.
G	18	Nonbarcoded Surcharge							

Section H – PS Form 3602	Rate Ingredients
--------------------------	------------------

Section	Line Number	Section Label	Block Label	Line Label	Processing Category	Rate Category	Entry Point for Discount Facility Type	Standard Parcel Type	Weight
H	1	Carrier Route Parcels	Parcels Simple Samples	Targeted Small	IR, MP	D		S	< 16 oz.
H	2	Carrier Route Parcels	Parcels Simple Samples	Targeted Large	IR, MP	D		L	< 16 oz.
H	3	Carrier Route Parcels	Parcels Simple Samples	Every Door Small	IR, MP	A		S	< 16 oz.
H	4	Carrier Route Parcels	Parcels Simple Samples	Every Door Large	IR, MP	A		L	< 16 oz.
H	5	Detached Address Label							
H	6	Detached Marketing Label							
H	7	Carrier Route Parcels	Pallet Fee	5 Digit DSCF	IR, MP		S		< 16 oz.
H	8	Carrier Route Parcels	Pallet Fee	5 Digit DNDC	IR, MP		B		< 16 oz.
H	9	Carrier Route Parcels	Pallet Fee	3 Digit DNDC	IR, MP		B		< 16 oz.
H	10	Carrier Route Parcels	Carton/Sack Fee	3D Pallet with 5D Carton/Sacks	IR, MP		B		< 16 oz.

Section I – PS Form 3602					Rate Ingredients					
Section	Line Number	Section Label	Block Label	Line Label	Processing Category	Rate Category	Destination Entry	Rate Type	Standard Parcel Type	Weight
I	1	Machinable Parcels	Parcels	None	MP	P7	N	N	S, F	3.5 oz. < w < 16 oz
I	2	Machinable Parcels	Parcels	None	MP	P8	N	N	S, F	3.5 oz. < w < 16 oz
I	3	Machinable Parcels	Parcels	DNDC	MP	G	B	N	S, F	3.5 oz. < w < 16 oz
I	4	Machinable Parcels	Parcels	DNDC	MP	P7	B	N	S, F	3.5 oz. < w < 16 oz
I	5	Machinable Parcels	Parcels	DSCF	MP	G	S	N	S, F	3.5 oz. < w < 16 oz
I	6	Machinable Parcels	Parcels	DDU	MP	G	D	N	S, F	3.5 oz. < w < 16 oz
I	7	Nonbarcoded Surcharge								

Section J – PS Form 3602	Rate Ingredients
--------------------------	------------------

Section	Line Number	Section Label	Block Label	Line Label	Processing Category	Rate Category	Destination Entry	Rate Type	Standard Parcel Type	Weight
J	1	Irregular Parcels	Parcels	None	IR	P7	N	N	S,F	≤ 3.3 oz.
J	2	Irregular Parcels	Parcels	None	IR	P8	N	N	S,F	≤ 3.3 oz.
J	3	Irregular Parcels	Parcels	DNDC	IR	G	B	N	S,F	≤ 3.3 oz.
J	4	Irregular Parcels	Parcels	DNDC	IR	PM	B	N	S,F	≤ 3.3 oz.
J	5	Irregular Parcels	Parcels	DNDC	IR	P7	B	N	S,F	≤ 3.3 oz.
J	6	Irregular Parcels	Parcels	DSCF	IR	G	S	N	S,F	≤ 3.3 oz.
J	7	Irregular Parcels	Parcels	DSCF	IR	PM	S	N	S,F	≤ 3.3 oz.
J	8	Irregular Parcels	Parcels	DDU	IR	G	D	N	S,F	≤ 3.3 oz.
J	9	Nonbarcoded Surcharge								
J	10	Irregular Parcels	Parcels	None	IR	P7	N	N	S,F	3.3 oz. < w < 16 oz
J	11	Irregular Parcels	Parcels	None	IR	P8	N	N	S,F	3.3 oz. < w < 16 oz
J	12	Irregular Parcels	Parcels	DNDC	IR	G	B	N	S,F	3.3 oz. < w < 16 oz
J	13	Irregular Parcels	Parcels	DNDC	IR	PM	B	N	S,F	3.3 oz. < w < 16 oz
J	14	Irregular Parcels	Parcels	DNDC	IR	P7	B	N	S,F	3.3 oz. < w < 16 oz
J	15	Irregular Parcels	Parcels	DSCF	IR	G	S	N	S,F	3.3 oz. < w < 16 oz
J	16	Irregular Parcels	Parcels	DSCF	IR	PM	S	N	S,F	3.3 oz. < w < 16 oz
J	17	Irregular Parcels	Parcels	DDU	IR	G	D	N	S,F	3.3 oz. < w < 16 oz
J	18	Nonbarcoded Surcharge								

Section L – PS Form 3602				Rate Ingredients			
Section	Line Number	Section Label	Block Label	Processing Category	Rate Category	Destination Entry	Weight
L	1	Customized Market Mail	Pieces 3.3 oz or less	CM	N	N	Less than or equal to 3.3 oz

**Table 6-71 Standard Mail Postage Statement Mapping**



6.19.4 Package Services PS 3605

Section A – PS Form 3605					Rate Ingredients							Max Weight			
Section	Line Number	Section Label	Block Label	Line Label	Processing Category	Rate Category	Rate Type	Destination Entry	Zone	Address Indicator	Surcharged Address	MPU	Max Piece Weight	Full Service Max Piece Weight	CoPal/CoMail
A	1	Bound Printed Matter	Nonpresorted Flats	1 & 2	FL	S	B	N	1				15 lbs		
A	2	Bound Printed Matter	Nonpresorted Flats	3	FL	S	B	N	3				15 lbs		
A	3	Bound Printed Matter	Nonpresorted Flats	4	FL	S	B	N	4				15 lbs		
A	4	Bound Printed Matter	Nonpresorted Flats	5	FL	S	B	N	5				15 lbs		
A	5	Bound Printed Matter	Nonpresorted Flats	6	FL	S	B	N	6				15 lbs		
A	6	Bound Printed Matter	Nonpresorted Flats	7	FL	S	B	N	7				15 lbs		
A	7	Bound Printed Matter	Nonpresorted Flats	8	FL	S	B	N	8				15 lbs		
A	8	Bound Printed Matter	Nonpresorted Flats	9	FL	S	B	N	9				15 lbs		
A	9	Bound Printed Matter	Carrier Route Flats	1 & 2	FL	D	B	N	1			N	15 lbs	1.25 lbs	
A	10	Bound Printed Matter	Carrier Route Flats	3	FL	D	B	N	3			N	15 lbs	1.25 lbs	
A	11	Bound Printed Matter	Carrier Route Flats	4	FL	D	B	N	4			N	15 lbs	1.25 lbs	
A	12	Bound Printed Matter	Carrier Route Flats	5	FL	D	B	N	5			N	15 lbs	1.25 lbs	
A	13	Bound Printed Matter	Carrier Route Flats	6	FL	D	B	N	6			N	15 lbs	1.25 lbs	
A	14	Bound Printed Matter	Carrier Route Flats	7	FL	D	B	N	7			N	15 lbs	1.25 lbs	

Section A – PS Form 3605					Rate Ingredients							Max Weight		
Section	Line Number	Section Label	Block Label	Line Label	Processing Category	Rate Category	Rate Type	Destination Entry	Zone	Address Indicator	MPU Surcharges Simplified	Max Piece Weight	Full Service Max Piece Weight	CoPal/CoMail
A	15	Bound Printed Matter	Carrier Route Flats	8	FL	D	B	N	8		N	15 lbs	1.25 lbs	
A	16	Bound Printed Matter	Carrier Route Flats	9	FL	D	B	N	9		N	15 lbs	1.25 lbs	
A	17	Bound Printed Matter	Carrier Route Flats	1 & 2	FL	D	B	B	1		N	15 lbs	1.25 lbs	
A	18	Bound Printed Matter	Carrier Route Flats	3	FL	D	B	B	3		N	15 lbs	1.25 lbs	
A	19	Bound Printed Matter	Carrier Route Flats	4	FL	D	B	B	4		N	15 lbs	1.25 lbs	
A	20	Bound Printed Matter	Carrier Route Flats	5	FL	D	B	B	5		N	15 lbs	1.25 lbs	
A	21	Bound Printed Matter	Carrier Route Flats	DSCF	FL	D	B	S	N		N	15 lbs	1.25 lbs	1.5 lbs
A	22	Bound Printed Matter	Carrier Route Flats	DDU	FL	D	B	D	N		N	15 lbs	1.25 lbs	1.5 lbs
A	23	Bound Printed Matter	Simplified Addressing	1 & 2	FL	D	B	N	1	Y, M, R	N	15 lbs	1.25 lbs	
A	24	Bound Printed Matter	Simplified Addressing	3	FL	D	B	N	3	Y, M, R	N	15 lbs	1.25 lbs	
A	25	Bound Printed Matter	Simplified Addressing	4	FL	D	B	N	4	Y, M, R	N	15 lbs	1.25 lbs	
A	26	Bound Printed Matter	Simplified Addressing	5	FL	D	B	N	5	Y, M, R	N	15 lbs	1.25 lbs	
A	27	Bound Printed Matter	Simplified Addressing	6	FL	D	B	N	6	Y, M, R	N	15 lbs	1.25 lbs	
A	28	Bound Printed Matter	Simplified Addressing	7	FL	D	B	N	7	Y, M, R	N	15 lbs	1.25 lbs	
A	29	Bound Printed Matter	Simplified Addressing	8	FL	D	B	N	8	Y, M, R	N	15 lbs	1.25 lbs	
A	30	Bound Printed Matter	Simplified Addressing	9	FL	D	B	N	9	Y, M, R	N	15 lbs	1.25 lbs	

Section A – PS Form 3605					Rate Ingredients							Max Weight		
Section	Line Number	Section Label	Block Label	Line Label	Processing Category	Rate Category	Rate Type	Destination Entry	Zone	Simplified Address Indicator	Surcharge MPU	Max Piece Weight	Full Service Max Piece Weight	CoPal/CoMail
A	31	Bound Printed Matter	Simplified Addressing	1&2	FL	D	B	B	1	Y, M, R	N	15 lbs	1.25 lbs	
A	32	Bound Printed Matter	Simplified Addressing	3	FL	D	B	B	3	Y, M, R	N	15 lbs	1.25 lbs	
A	33	Bound Printed Matter	Simplified Addressing	4	FL	D	B	B	4	Y, M, R	N	15 lbs	1.25 lbs	
A	34	Bound Printed Matter	Simplified Addressing	5	FL	D	B	B	5	Y, M, R	N	15 lbs	1.25 lbs	
A	35	Bound Printed Matter	Simplified Addressing	DSCF	FL	D	B	S	N	Y, M, R	N	15 lbs	1.25 lbs	1.5 lbs
A	36	Bound Printed Matter	Simplified Addressing	DDU	FL	D	B	D	N	Y, M, R	N	15 lbs	1.25 lbs	1.5 lbs
A	37	Bound Printed Matter	Presorted	1 & 2	FL	N	B	N	1		N	15 lbs	1.25 lbs	
A	38	Bound Printed Matter	Presorted	3	FL	N	B	N	3		N	15 lbs	1.25 lbs	
A	39	Bound Printed Matter	Presorted	4	FL	N	B	N	4		N	15 lbs	1.25 lbs	
A	40	Bound Printed Matter	Presorted	5	FL	N	B	N	5		N	15 lbs	1.25 lbs	
A	41	Bound Printed Matter	Presorted	6	FL	N	B	N	6		N	15 lbs	1.25 lbs	
A	42	Bound Printed Matter	Presorted	7	FL	N	B	N	7		N	15 lbs	1.25 lbs	
A	43	Bound Printed Matter	Presorted	8	FL	N	B	N	8		N	15 lbs	1.25 lbs	
A	44	Bound Printed Matter	Presorted	9	FL	N	B	N	9		N	15 lbs	1.25 lbs	
A	45	Bound Printed Matter	Presorted	1 & 2	FL	N	B	B	1		N	15 lbs	1.25 lbs	
A	46	Bound Printed Matter	Presorted	3	FL	N	B	B	3		N	15 lbs	1.25 lbs	
A	47	Bound Printed Matter	Presorted	4	FL	N	B	B	4		N	15 lbs	1.25 lbs	

Section A – PS Form 3605					Rate Ingredients							Max Weight		
Section	Line Number	Section Label	Block Label	Line Label	Processing Category	Rate Category	Rate Type	Destination Entry	Zone	Address Indicator	Simplified Surcharge MPU	Max Piece Weight	Full Service Max Piece Weight	CoPal/CoMail
A	48	Bound Printed Matter	Presorted	5	FL	N	B	B	5		N	15 lbs	1.25 lbs	
A	49	Bound Printed Matter	Presorted	DSCF	FL	N	B	S	N		N	15 lbs	1.25 lbs	1.5 lbs
A	50	Bound Printed Matter	Presorted	DDU	FL	N	B	D	N		N	15 lbs	1.25 lbs	1.5 lbs
A	51	Detached Address Label												
A	52	Detached Marketing Label												
A	53	<i>BPM Flats Total (Add lines A1-A52)</i>												
A	54	Bound Printed Matter	Nonpresorted Parcels	1 & 2	IR,MP	S	B	N	1		N			
A	55	Bound Printed Matter	Nonpresorted Parcels	3	IR,MP	S	B	N	3		N			
A	56	Bound Printed Matter	Nonpresorted Parcels	4	IR,MP	S	B	N	4		N			
A	57	Bound Printed Matter	Nonpresorted Parcels	5	IR,MP	S	B	N	5		N			
A	58	Bound Printed Matter	Nonpresorted Parcels	6	IR,MP	S	B	N	6		N			
A	59	Bound Printed Matter	Nonpresorted Parcels	7	IR,MP	S	B	N	7		N			
A	60	Bound Printed Matter	Nonpresorted Parcels	8	IR,MP	S	B	N	8		N			
A	61	Bound Printed Matter	Nonpresorted Parcels	9	IR,MP	S	B	N	9		N			
A	62	Bound Printed Matter	Carrier Route Parcels	1 & 2	IR,MP	D	B	N	1		N			
A	63	Bound Printed Matter	Carrier Route Parcels	3	IR,MP	D	B	N	3		N			
A	64	Bound Printed Matter	Carrier Route Parcels	4	IR,MP	D	B	N	4		N			

Section A – PS Form 3605					Rate Ingredients							Max Weight			
Section	Line Number	Section Label	Block Label	Line Label	Processing Category	Rate Category	Rate Type	Destination Entry	Zone	Address Indicator	Simplified Surcharge	MPU	Max Piece Weight	Full Service Max Piece Weight	CoPal/CoMail
A	65	Bound Printed Matter	Carrier Route Parcels	5	IR,MP	D	B	N	5		N				
A	66	Bound Printed Matter	Carrier Route Parcels	6	IR,MP	D	B	N	6		N				
A	67	Bound Printed Matter	Carrier Route Parcels	7	IR,MP	D	B	N	7		N				
A	68	Bound Printed Matter	Carrier Route Parcels	8	IR,MP	D	B	N	8		N				
A	69	Bound Printed Matter	Carrier Route Parcels	9	IR,MP	D	B	N	9		N				
A	70	Bound Printed Matter	Carrier Route Parcels	1 & 2	IR,MP	D	B	B	1		N				
A	71	Bound Printed Matter	Carrier Route Parcels	3	IR,MP	D	B	B	3		N				
A	72	Bound Printed Matter	Carrier Route Parcels	4	IR,MP	D	B	B	4		N				
A	73	Bound Printed Matter	Carrier Route Parcels	5	IR,MP	D	B	B	5		N				
A	74	Bound Printed Matter	Carrier Route Parcels	DSCF	IR,MP	D	B	S	N		N				
A	75	Bound Printed Matter	Carrier Route Parcels	DDU	IR,MP	D	B	D	N		N				
A	76	Bound Printed Matter	Presorted Parcels	1 & 2	IR,MP	N	B	N	1		N				
A	77	Bound Printed Matter	Presorted Parcels	3	IR,MP	N	B	N	3		N				
A	78	Bound Printed Matter	Presorted Parcels	4	IR,MP	N	B	N	4		N				
A	79	Bound Printed Matter	Presorted Parcels	5	IR,MP	N	B	N	5		N				
A	80	Bound Printed Matter	Presorted Parcels	6	IR,MP	N	B	N	6		N				

Section A – PS Form 3605					Rate Ingredients							Max Weight		
Section	Line Number	Section Label	Block Label	Line Label	Processing Category	Rate Category	Rate Type	Destination Entry	Zone	Address Indicator	MPU Surcharges Simplified	Max Piece Weight	Full Service Max Piece Weight	CoPal/CoMail
A	81	Bound Printed Matter	Presorted Parcels	7	IR,MP	N	B	N	7		N			
A	82	Bound Printed Matter	Presorted Parcels	8	IR,MP	N	B	N	8		N			
A	83	Bound Printed Matter	Presorted Parcels	9	IR,MP	N	B	N	9		N			
A	84	Bound Printed Matter	Presorted Parcels	1 & 2	IR,MP	N	B	B	1		N			
A	85	Bound Printed Matter	Presorted Parcels	3	IR,MP	N	B	B	3		N			
A	86	Bound Printed Matter	Presorted Parcels	4	IR,MP	N	B	B	4		N			
A	87	Bound Printed Matter	Presorted Parcels	5	IR,MP	N	B	B	5		N			
A	88	Bound Printed Matter	Presorted Parcels	DSCF	IR,MP	N	B	S	N		N			
A	89	Bound Printed Matter	Presorted Parcels	DDU	IR,MP	N	B	D	N		N			
A	90	<i>BPM Parcels Total (Add lines (A54-A89))</i>												
A	91	<i>Part A Total (Line A53 or A90)</i>												
A	92	<i>Full Service Intelligent Mail Option – Display Only – Flats- Number of pieces that comply _____ x \$ 0.001</i>												

Section B – PS Form 3605					Rate Ingredients				
Section	Line Number	Section Label	Block Label	Line Label	Processing Category	Rate Category	Rate Type	Destination Entry	MPU Surcharges
B	1	Library Mail and Media Mail	Library Mail	Basic	FL, IR, MP	N	L	N	N
B	2	Library Mail and Media Mail	Library Mail	Single Piece	FL, IR, MP	S	L	N	N
B	3	Library Mail and Media Mail	Library Mail	5 – Digit	FL, IR, MP	G	L	N	N

Section B – PS Form 3605					Rate Ingredients				
Section	Line Number	Section Label	Block Label	Line Label	Processing Category	Rate Category	Rate Type	Destination Entry	MPU Surcharge
B	4	Library Mail and Media Mail	Media Mail	Basic	FL, IR, MP	N	F	N	N
B	5	Library Mail and Media Mail	Media Mail	Single Piece	FL, IR, MP	S	F	N	N
B	6	Library Mail and Media Mail	Media Mail	5 – Digit	FL, IR, MP	G	F	N	N

Section C – PS Form 3605					Rate Ingredients					
Section	Line Number	Section Label	Block Label	Line Label	Processing Category	Rate Category	Rate Type	MPU Surcharge	Destination Entry	Zone
C	1	Parcel Select	Machinable	1 & 2	MP	S	D	N	B	1
C	2	Parcel Select	Machinable	3	MP	S	D	N	B	3
C	3	Parcel Select	Machinable	4	MP	S	D	N	B	4
C	4	Parcel Select	Machinable	5	MP	S	D	N	B	5
C	5	Parcel Select	Nonmachinable	1 & 2	IR	S	D	N	B	1
C	6	Parcel Select	Nonmachinable	3	IR	S	D	N	B	3
C	7	Parcel Select	Nonmachinable	4	IR	S	D	N	B	4
C	8	Parcel Select	Nonmachinable	5	IR	S	D	N	B	5
C	9	Parcel Select	Machinable 5D	DSCF	MP	G	D	N	S	N
C	10	Parcel Select	Machinable 3D	DSCF	MP	K	D	N	S	N
C	11	Parcel Select	Nonmachinable 5D	DSCF	IR	G	D	N	S	N
C	12	Parcel Select	Nonmachinable 3D	DSCF	IR	K	D	N	S	N
C	13	Parcel Select	Parcels	DDU	IR, MP	S	D	N	D	N
C	14	Parcel Select	Oversized	1 & 2	IR	S	D	2	B	1
C	15	Parcel Select	Oversized	3	IR	S	D	2	B	3
C	16	Parcel Select	Oversized	4	IR	S	D	2	B	4
C	17	Parcel Select	Oversized	5	IR	S	D	2	B	5
C	18	Parcel Select	Oversized	DSCF	IR	S	D	2	S	N
C	19	Parcel Select	Oversized	DDU	IR	S	D	2	D	N



Section C – PS Form 3605					Rate Ingredients					
Section	Line Number	Section Label	Block Label	Line Label	Processing Category	Rate Category	Rate Type	MPU Surcharge	Destination Entry	Zone
C	20	Parcel Select	Balloon Machinable	DNDC	MP	S	D	P	B	1
C	21	Parcel Select	Balloon Machinable	DNDC	MP	S	D	P	B	3
C	22	Parcel Select	Balloon Machinable	DNDC	MP	S	D	P	B	4
C	23	Parcel Select	Balloon Machinable	DNDC	MP	S	D	P	B	5
C	24	Parcel Select	Balloon Nonmachinable	DNDC	IR	S	D	P	B	1
C	25	Parcel Select	Balloon Nonmachinable	DNDC	IR	S	D	P	B	3
C	26	Parcel Select	Balloon Nonmachinable	DNDC	IR	S	D	P	B	4
C	27	Parcel Select	Balloon Nonmachinable	DNDC	IR	S	D	P	B	5
C	28	Parcel Select	Balloon Machinable 5 Digit	DSCF	MP	G	D	P	S	N
C	29	Parcel Select	Balloon Machinable 3 Digit	DSCF	MP	K	D	P	S	N
C	30	Parcel Select	Balloon Nonmachinable 5 Digit	DSCF	IR	G	D	P	S	N
C	31	Parcel Select	Balloon Nonmachinable 3 Digit	DSCF	IR	K	D	P	S	N
C	32	Parcel Select	Balloon	DDU	MP, IR	S	D	P	D	N

Section D – PS Form 3605					Rate Ingredients					
Section	Line Number	Section Label	Block Label	Line Label	Processing Category	Rate Category	Rate Type	MPU Surcharge	Destination Entry	Zone
D	1	Parcel Select	Ground	1 & 2	MP, IR	Z	D	N	N	1
D	2	Parcel Select	Ground	3	MP, IR	Z	D	N	N	3
D	3	Parcel Select	Ground	4	MP, IR	Z	D	N	N	4
D	4	Parcel Select	Ground	5	MP, IR	Z	D	N	N	5
D	5	Parcel Select	Ground	6	MP, IR	Z	D	N	N	6
D	6	Parcel Select	Ground	7	MP, IR	Z	D	N	N	7
D	7	Parcel Select	Ground	8	MP, IR	Z	D	N	N	8
D	8	Parcel Select	Ground	9	MP, IR	Z	D	N	N	9
D	9	Parcel Select	Ground Oversized	1 & 2	IR	Z	D	2	N	1

Section D – PS Form 3605					Rate Ingredients					
Section	Line Number	Section Label	Block Label	Line Label	Processing Category	Rate Category	Rate Type	MPU Surcharge	Destination Entry	Zone
D	10	Parcel Select	Ground Oversized	3	IR	Z	D	2	N	3
D	11	Parcel Select	Ground Oversized	4	IR	Z	D	2	N	4
D	12	Parcel Select	Ground Oversized	5	IR	Z	D	2	N	5
D	13	Parcel Select	Ground Oversized	6	IR	Z	D	2	N	6
D	14	Parcel Select	Ground Oversized	7	IR	Z	D	2	N	7
D	15	Parcel Select	Ground Oversized	8	IR	Z	D	2	N	8
D	16	Parcel Select	Ground Oversized	9	IR	Z	D	2	N	9
D	17	Parcel Select	Ground – Balloon	1 & 2	MP	Z	D	P	N	1
D	18	Parcel Select	Ground – Balloon	3	MP	Z	D	P	N	3
D	19	Parcel Select	Ground – Balloon	4	MP	Z	D	P	N	4
D	20	Parcel Select	Ground – Balloon	5	MP	Z	D	P	N	5
D	21	Parcel Select	Ground – Balloon	6	MP	Z	D	P	N	6
D	22	Parcel Select	Ground – Balloon	7	MP	Z	D	P	N	7
D	23	Parcel Select	Ground – Balloon	8	MP	Z	D	P	N	8
D	24	Parcel Select	Ground – Balloon	9	MP	Z	D	P	N	9

Section E – PS Form 3605					Rate Ingredients					
Section	Line Number	Section Label	Block Label	Line Label	Processing Category	Rate Category	Rate Type	MPU Surcharge	Destination Entry	Weight
E	1	Parcels	Machinable Parcels	NDC	MP	P7	P	N	N	3.5 oz. < w < 15.994 oz.
E	2	Parcels	Machinable Parcels	Mixed NDC	MP	P8	P	N	N	3.5 oz. < w < 15.994 oz.
E	3	Parcels	Machinable Parcels	5 Digit	MP	G	P	N	B	3.5 oz. < w < 15.994 oz.
E	4	Parcels	Machinable Parcels	NDC	MP	P7	P	N	B	3.5 oz. < w < 15.994 oz.

Section E – PS Form 3605					Rate Ingredients					
Section	Line Number	Section Label	Block Label	Line Label	Processing Category	Rate Category	Rate Type	MPU Surcharge	Destination Entry	Weight
E	5	Parcels	Machinable Parcels	5 Digit	MP	G	P	N	S	3.5 oz. < w < 15.994 oz.
E	6	Parcels	Machinable Parcels	5 Digit	MP	G	P	N	D	3.5 oz. < w < 15.994 oz.
E	7	Parcels	Irregular Parcels	NDC	IR	P7	P	N	N	1 oz. < w < 15.994 oz.
E	8	Parcels	Irregular Parcels	Mixed NDC	IR	P8	P	N	N	1 oz. < w < 15.994 oz.
E	9	Parcels	Irregular Parcels	5 Digit	IR	G	P	N	B	1 oz. < w < 15.994 oz.
E	10	Parcels	Irregular Parcels	SCF	IR	PM	P	N	B	1 oz. < w < 15.994 oz.
E	11	Parcels	Irregular Parcels	NDC	IR	P7	P	N	B	1 oz. < w < 15.994 oz.
E	12	Parcels	Irregular Parcels	5 Digit	IR	G	P	N	S	1 oz. < w < 15.994 oz.
E	13	Parcels	Irregular Parcels	SCF	IR	PM	P	N	S	1 oz. < w < 15.994 oz.
E	14	Parcels	Irregular Parcels	5 Digit	IR	G	P	N	D	1 oz. < w < 15.994 oz.

**Table 6-72 Package Services Postage Statement Mapping**

### 6.19.5 Priority Mail PS 3600

- Section A line 17 is not supported by *PostalOne!* and will result in a mapping error.
- Section A, B, C, and D lines mapped using a .mpu rate schedule of P = Commercial Plus must have an associated Commercial Plus Pricing permit.
- Section E Priority Mail Open and Distribute (PMOD) negotiated Service Agreement is not supported by *PostalOne!*.
- Section F Priority Mail Open and Distribute (PMOD) Commercial Plus is not supported by *PostalOne!*.

Section A – PS Form 3600					Rate Ingredients						
Section	Line Number	Section Label	Block Label	Line Label	Processing Category	Rate Category	Rate Type	Rate Schedule	MPU Surcharge	Zone	Weight
A	1	Priority Mail	Flat Rate Commercial	Flat Rate Envelope	PF, FL	S	F	Blank, P		N	≤ 70 lbs

Section A – PS Form 3600					Rate Ingredients						
Section	Line Number	Section Label	Block Label	Line Label	Processing Category	Rate Category	Rate Type	Rate Schedule	MPU Surcharge	Zone	Weight
A	2	Priority Mail	Flat Rate Commercial	Padded Flat Rate Envelope	PF, FL	S	E2	Blank, P		N	≤ 70 lbs
A	3	Priority Mail	Flat Rate Commercial	Legal Flat Rate Envelope	PF, FL	S	E1	Blank, P		N	≤ 70 lbs
A	4	Priority Mail	Flat Rate Commercial	Small Flat Rate Box	PF	S	O	Blank, P		N	≤ 70 lbs
A	5	Priority Mail	Flat Rate Commercial	Medium Flat Rate Box	PF	S	E7	Blank, P		N	≤ 70 lbs
A	6	Priority Mail	Flat Rate Commercial	Large Flat Rate Box	PF	S	J	Blank, P		N	≤ 70 lbs
A	7	Priority Mail	Flat Rate Commercial	Large Flat Rate APO/FPO/DPO	PF	S	K	Blank, P		N	≤ 70 lbs
A	8	Priority Mail	Flat Rate Commercial	Local Zones 1 & 2	PF, FL, LT	S	T	Blank, P		1	≤ 70 lbs
A	9	Priority Mail	Flat Rate Commercial	Zone 3	PF, FL, LT	S	T	Blank, P		3	≤ 70 lbs
A	10	Priority Mail	Flat Rate Commercial	Zone 4	PF, FL, LT	S	T	Blank, P		4	≤ 70 lbs
A	11	Priority Mail	Priority Flat Rate Commercial	Zone 5	PF, FL, LT	S	T	Blank, P		5	≤ 70 lbs
A	12	Priority Mail	Flat Rate Commercial	Zone 6	PF, FL, LT	S	T	Blank, P		6	≤ 70 lbs
A	13	Priority Mail	Flat Rate Commercial	Zone 7	PF, FL, LT	S	T	Blank, P		7	≤ 70 lbs
A	14	Priority Mail	Flat Rate Commercial	Zone 8	PF, FL, LT	S	T	Blank, P		8	≤ 70 lbs
A	15	Priority Mail	Flat Rate Commercial	Zone 9	PF, FL, LT	S	T	Blank, P		9	≤ 70 lbs
A	16	Priority Mail	Flat Rate Commercial	Pieces from USPS Marketing Mail	LT	S	T	Blank, P		N	≤ 15.9984 oz.
A	17	Line Not Supported by <i>PostalOne!</i>									
A	18	Priority Mail	Dimensional and Balloon	Local Zones 1 & 2	PF	S	T	Blank, P	P	L, 1	≤ 20 lbs
A	19	Priority Mail	Dimensional and Balloon	Zone 3	PF	S	T	Blank, P	P	3	≤ 20 lbs
A	20	Priority Mail	Dimensional and Balloon	Zone 4	PF	S	T	Blank, P	P	4	≤ 20 lbs
A	21	Priority Mail	Dimensional and Balloon	Zone 5	PF	S	T	Blank, P	D	5	≤ 70 lbs
A	22	Priority Mail	Dimensional and Balloon	Zone 6	PF	S	T	Blank, P	D	6	≤ 70 lbs
A	23	Priority Mail	Dimensional and Balloon	Zone 7	PF	S	T	Blank, P	D	7	≤ 70 lbs
A	24	Priority Mail	Dimensional and Balloon	Zone 8	PF	S	T	Blank, P	D	8	≤ 70 lbs
A	25	Priority Mail	Dimensional and Balloon	Zone 9	PF	S	T	Blank, P	D	9	≤ 70 lbs

Section B – PS Form 3600					Rate Ingredients						
--------------------------	--	--	--	--	------------------	--	--	--	--	--	--

Section	Line Number	Section Label	Block Label	Line Label	Processing Category	Rate Category	Rate Type	Rate Schedule	Zone	Weight
B	1	Priority Mail – Regional Rate Box	Box A	Local Zones 1 & 2	PF, FL	S	E6	Blank, P	L, 1	≤ 15 lbs
B	2	Priority Mail – Regional Rate Box	Box A	Zone 3	PF, FL	S	E6	Blank, P	3	≤ 15 lbs
B	3	Priority Mail – Regional Rate Box	Box A	Zone 4	PF, FL	S	E6	Blank, P	4	≤ 15 lbs
B	4	Priority Mail – Regional Rate Box	Box A	Zone 5	PF, FL	S	E6	Blank, P	5	≤ 15 lbs
B	5	Priority Mail – Regional Rate Box	Box A	Zone 6	PF, FL	S	E6	Blank, P	6	≤ 15 lbs
B	6	Priority Mail – Regional Rate Box	Box A	Zone 7	PF, FL	S	E6	Blank, P	7	≤ 15 lbs
B	7	Priority Mail – Regional Rate Box	Box A	Zone 8	PF, FL	S	E6	Blank, P	8	≤ 15 lbs
B	8	Priority Mail – Regional Rate Box	Box A	Zone 9	PF, FL	S	E6	Blank, P	9	≤ 15 lbs
B	9	Priority Mail – Regional Rate Box	Box B	Local Zones 1 & 2	PF, FL	S	E5	Blank, P	L, 1	≤ 20 lbs
B	10	Priority Mail – Regional Rate Box	Box B	Zone 3	PF, FL	S	E5	Blank, P	3	≤ 20 lbs
B	11	Priority Mail – Regional Rate Box	Box B	Zone 4	PF, FL	S	E5	Blank, P	4	≤ 20 lbs
B	12	Priority Mail – Regional Rate Box	Box B	Zone 5	PF, FL	S	E5	Blank, P	5	≤ 20 lbs
B	13	Priority Mail – Regional Rate Box	Box B	Zone 6	PF, FL	S	E5	Blank, P	6	≤ 20 lbs
B	14	Priority Mail – Regional Rate Box	Box B	Zone 7	PF, FL	S	E5	Blank, P	7	≤ 20 lbs
B	15	Priority Mail – Regional Rate Box	Box B	Zone 8	PF, FL	S	E5	Blank, P	8	≤ 20 lbs
B	16	Priority Mail – Regional Rate Box	Box B	Zone 9	PF, FL	S	E5	Blank, P	9	≤ 20 lbs

Section C – PS Form 3600					Rate Ingredients					
Section	Line Number	Section Label	Block Label	Line Label	Processing Category	Rate Category	Rate Type	Rate Schedule	Zone	Weight
C	1	Priority Mail – Cubic	Tier 1	Local Zones 1 & 2	PF, FL	S	T1	P	L, 1	≤ 20 lbs
C	2	Priority Mail – Cubic	Tier 1	Zone 3	PF, FL	S	T1	P	3	≤ 20 lbs
C	3	Priority Mail – Cubic	Tier 1	Zone 4	PF, FL	S	T1	P	4	≤ 20 lbs
C	4	Priority Mail – Cubic	Tier 1	Zone 5	PF, FL	S	T1	P	5	≤ 20 lbs
C	5	Priority Mail – Cubic	Tier 1	Zone 6	PF, FL	S	T1	P	6	≤ 20 lbs
C	6	Priority Mail – Cubic	Tier 1	Zone 7	PF, FL	S	T1	P	7	≤ 20 lbs
C	7	Priority Mail – Cubic	Tier 1	Zone 8	PF, FL	S	T1	P	8	≤ 20 lbs

Section C – PS Form 3600					Rate Ingredients					
Section	Line Number	Section Label	Block Label	Line Label	Processing Category	Rate Category	Rate Type	Rate Schedule	Zone	Weight
C	8	Priority Mail – Cubic	Tier 1	Zone 9	PF, FL	S	T1	P	9	≤ 20 lbs
C	9	Priority Mail – Cubic	Tier 2	Local Zones 1 & 2	PF, FL	S	T2	P	L, 1	≤ 20 lbs
C	10	Priority Mail – Cubic	Tier 2	Zone 3	PF, FL	S	T2	P	3	≤ 20 lbs
C	11	Priority Mail – Cubic	Tier 2	Zone 4	PF, FL	S	T2	P	4	≤ 20 lbs
C	12	Priority Mail – Cubic	Tier 2	Zone 5	PF, FL	S	T2	P	5	≤ 20 lbs
C	13	Priority Mail – Cubic	Tier 2	Zone 6	PF, FL	S	T2	P	6	≤ 20 lbs
C	14	Priority Mail – Cubic	Tier 2	Zone 7	PF, FL	S	T2	P	7	≤ 20 lbs
C	15	Priority Mail – Cubic	Tier 2	Zone 8	PF, FL	S	T2	P	8	≤ 20 lbs
C	16	Priority Mail – Cubic	Tier 2	Zone 9	PF, FL	S	T2	P	9	≤ 20 lbs
C	17	Priority Mail – Cubic	Tier 3	Local Zones 1 & 2	PF, FL	S	T3	P	L, 1	≤ 20 lbs
C	18	Priority Mail – Cubic	Tier 3	Zone 3	PF, FL	S	T3	P	3	≤ 20 lbs
C	19	Priority Mail – Cubic	Tier 3	Zone 4	PF, FL	S	T3	P	4	≤ 20 lbs
C	20	Priority Mail – Cubic	Tier 3	Zone 5	PF, FL	S	T3	P	5	≤ 20 lbs
C	21	Priority Mail – Cubic	Tier 3	Zone 6	PF, FL	S	T3	P	6	≤ 20 lbs
C	22	Priority Mail – Cubic	Tier 3	Zone 7	PF, FL	S	T3	P	7	≤ 20 lbs
C	23	Priority Mail – Cubic	Tier 3	Zone 8	PF, FL	S	T3	P	8	≤ 20 lbs
C	24	Priority Mail – Cubic	Tier 3	Zone 9	PF, FL	S	T3	P	9	≤ 20 lbs
C	25	Priority Mail – Cubic	Tier 4	Local Zones 1 & 2	PF, FL	S	T4	P	L, 1	≤ 20 lbs
C	26	Priority Mail – Cubic	Tier 4	Zone 3	PF, FL	S	T4	P	3	≤ 20 lbs
C	27	Priority Mail – Cubic	Tier 4	Zone 4	PF, FL	S	T4	P	4	≤ 20 lbs
C	28	Priority Mail – Cubic	Tier 4	Zone 5	PF, FL	S	T4	P	5	≤ 20 lbs
C	29	Priority Mail – Cubic	Tier 4	Zone 6	PF, FL	S	T4	P	6	≤ 20 lbs
C	30	Priority Mail – Cubic	Tier 4	Zone 7	PF, FL	S	T4	P	7	≤ 20 lbs
C	31	Priority Mail – Cubic	Tier 4	Zone 8	PF, FL	S	T4	P	8	≤ 20 lbs
C	32	Priority Mail – Cubic	Tier 4	Zone 9	PF, FL	S	T4	P	9	≤ 20 lbs
C	33	Priority Mail – Cubic	Tier 5	Local Zones 1 & 2	PF, FL	S	T5	P	L, 1	≤ 20 lbs
C	34	Priority Mail – Cubic	Tier 5	Zone 3	PF, FL	S	T5	P	3	≤ 20 lbs
C	35	Priority Mail – Cubic	Tier 5	Zone 4	PF, FL	S	T5	P	4	≤ 20 lbs
C	36	Priority Mail – Cubic	Tier 5	Zone 5	PF, FL	S	T5	P	5	≤ 20 lbs
C	37	Priority Mail – Cubic	Tier 5	Zone 6	PF, FL	S	T5	P	6	≤ 20 lbs

Section C – PS Form 3600					Rate Ingredients					
Section	Line Number	Section Label	Block Label	Line Label	Processing Category	Rate Category	Rate Type	Rate Schedule	Zone	Weight
C	38	Priority Mail – Cubic	Tier 5	Zone 7	PF, FL	S	T5	P	7	≤ 20 lbs
C	39	Priority Mail – Cubic	Tier 5	Zone 8	PF, FL	S	T5	P	8	≤ 20 lbs
C	40	Priority Mail – Cubic	Tier 5	Zone 9	PF, FL	S	T5	P	9	≤ 20 lbs

Section D – PS Form 3600					Rate Ingredients						
Section	Line Number	Section Label	Block Label	Line Label	Processing Category	Rate Category	Rate Type	Rate Schedule	Surcharge MPU	Zone	Weight
D	1	Priority Mail	Flat Rate Commercial NSA	Flat Rate Envelopes	PF, FL, LT	S	E	Blank, P		N	≤ 70 lbs
D	2	Priority Mail	Flat Rate Commercial NSA	Padded Flat Rate Envelope	PF, FL, LT	S	E2	Blank, P		N	≤ 70 lbs
D	3	Priority Mail	Flat Rate Commercial NSA	Legal Flat Rate Envelope	PF, FL, LT	S	E1	Blank, P		N	≤ 70 lbs
D	4	Priority Mail	Flat Rate Commercial NSA	Small Flat Rate Box	PF	S	O	Blank, P		N	≤ 70 lbs
D	5	Priority Mail	Flat Rate Commercial NSA	Medium Flat Rate Box	PF	S	E7	Blank, P		N	≤ 70 lbs
D	6	Priority Mail	Flat Rate Commercial NSA	Large Flat Rate Box	PF	S	J	Blank, P		N	≤ 70 lbs
D	7	Priority Mail	Flat Rate Commercial NSA	Large Flat Rate Box APO/FPO/DPO	PF	S	K	Blank, P		N	≤ 70 lbs
D	8	Priority Mail	Flat Rate Commercial NSA	Local Zones 1 & 2	PF, LT, FL	S	T	Blank, P		L, 1	≤ 70 lbs
D	9	Priority Mail	Flat Rate Commercial NSA	Zone 3	PF, LT, FL	S	T	Blank, P		3	≤ 70 lbs
D	10	Priority Mail	Flat Rate Commercial NSA	Zone 4	PF, LT, FL	S	T	Blank, P		4	≤ 70 lbs
D	11	Priority Mail	Flat Rate Commercial NSA	Zone 5	PF, LT, FL	S	T	Blank, P		5	≤ 70 lbs
D	12	Priority Mail	Flat Rate Commercial NSA	Zone 6	PF, LT, FL	S	T	Blank, P		6	≤ 70 lbs
D	13	Priority Mail	Flat Rate Commercial NSA	Zone 7	PF, LT, FL	S	T	Blank, P		7	≤ 70 lbs
D	14	Priority Mail	Flat Rate Commercial NSA	Zone 8	PF, LT, FL	S	T	Blank, P		8	≤ 70 lbs
D	15	Priority Mail	Flat Rate Commercial NSA	Zone 9	PF, LT, FL	S	T	Blank, P		9	≤ 70 lbs



Section D – PS Form 3600					Rate Ingredients						
Section	Line Number	Section Label	Block Label	Line Label	Processing Category	Rate Category	Rate Type	Rate Schedule	MPU Surcharge	Zone	Weight
D	16	Priority Mail	Flat Rate Commercial NSA	Pieces from Standard Mail	LT	S	T	Blank, P		N	≤ 16 oz.
D	17	Priority Mail	Dimensional Balloon NSA	Local Zones 1 & 2	PF	S	T	Blank, P	P	L, 1	≤ 20 lbs
D	18	Priority Mail	Dimensional Balloon NSA	Zone 3	PF	S	T	Blank, P	P	3	≤ 20 lbs
D	19	Priority Mail	Dimensional Balloon NSA	Zone 4	PF	S	T	Blank, P	P	4	≤ 20 lbs
D	20	Priority Mail	Dimensional Balloon NSA	Zone 5	PF	S	T	Blank, P	D	5	≤ 20 lbs
D	21	Priority Mail	Dimensional Balloon NSA	Zone 6	PF	S	T	Blank, P	D	6	≤ 20 lbs
D	22	Priority Mail	Dimensional Balloon NSA	Zone 7	PF	S	T	Blank, P	D	7	≤ 20 lbs
D	23	Priority Mail	Dimensional Balloon NSA	Zone 8	PF	S	T	Blank, P	D	8	≤ 20 lbs
D	24	Priority Mail	Dimensional Balloon NSA	Zone 9	PF	S	T	Blank, P	D	9	≤ 20 lbs
D	25	<i>Part D Subtotal ( Add lines D1 – D24)</i>									
D	26	Priority Mail Cubic	Tier 1	Local Zones 1 & 2	PF, FL	S	T1	P		L, 1	≤ 20 lbs
D	27	Priority Mail Cubic	Tier 1	Zone 3	PF, FL	S	T1	P		3	≤ 20 lbs
D	28	Priority Mail Cubic	Tier 1	Zone 4	PF, FL	S	T1	P		4	≤ 20 lbs
D	29	Priority Mail Cubic	Tier 1	Zone 5	PF, FL	S	T1	P		5	≤ 20 lbs
D	30	Priority Mail Cubic	Tier 1	Zone 6	PF, FL	S	T1	P		6	≤ 20 lbs
D	31	Priority Mail Cubic	Tier 1	Zone 7	PF, FL	S	T1	P		7	≤ 20 lbs
D	32	Priority Mail Cubic	Tier 1	Zone 8	PF, FL	S	T1	P		8	≤ 20 lbs
D	33	Priority Mail Cubic	Tier 1	Zone 9	PF, FL	S	T1	P		9	≤ 20 lbs
D	34	Priority Mail Cubic	Tier 2	Local Zones 1 & 2	PF, FL	S	T2	P		L, 1	≤ 20 lbs
D	35	Priority Mail Cubic	Tier 2	Zone 3	PF, FL	S	T2	P		3	≤ 20 lbs
D	36	Priority Mail Cubic	Tier 2	Zone 4	PF, FL	S	T2	P		4	≤ 20 lbs
D	37	Priority Mail Cubic	Tier 2	Zone 5	PF, FL	S	T2	P		5	≤ 20 lbs
D	38	Priority Mail Cubic	Tier 2	Zone 6	PF, FL	S	T2	P		6	≤ 20 lbs
D	39	Priority Mail Cubic	Tier 2	Zone 7	PF, FL	S	T2	P		7	≤ 20 lbs
D	40	Priority Mail Cubic	Tier 2	Zone 8	PF, FL	S	T2	P		8	≤ 20 lbs
D	41	Priority Mail Cubic	Tier 2	Zone 9	PF, FL	S	T2	P		9	≤ 20 lbs
D	42	Priority Mail Cubic	Tier 3	Local Zones 1 & 2	PF, FL	S	T3	P		L, 1	≤ 20 lbs
D	43	Priority Mail Cubic	Tier 3	Zone 3	PF, FL	S	T3	P		3	≤ 20 lbs

Section D – PS Form 3600					Rate Ingredients						
Section	Line Number	Section Label	Block Label	Line Label	Processing Category	Rate Category	Rate Type	Rate Schedule	MPU Surcharge	Zone	Weight
D	44	Priority Mail Cubic	Tier 3	Zone 4	PF, FL	S	T3	P		4	≤ 20 lbs
D	45	Priority Mail Cubic	Tier 3	Zone 5	PF, FL	S	T3	P		5	≤ 20 lbs
D	46	Priority Mail Cubic	Tier 3	Zone 6	PF, FL	S	T3	P		6	≤ 20 lbs
D	47	Priority Mail Cubic	Tier 3	Zone 7	PF, FL	S	T3	P		7	≤ 20 lbs
D	48	Priority Mail Cubic	Tier 3	Zone 8	PF, FL	S	T3	P		8	≤ 20 lbs
D	49	Priority Mail Cubic	Tier 3	Zone 9	PF, FL	S	T3	P		9	≤ 20 lbs
D	50	Priority Mail Cubic	Tier 4	Local Zones 1 & 2	PF, FL	S	T4	P		L, 1	≤ 20 lbs
D	51	Priority Mail Cubic	Tier 4	Zone 3	PF, FL	S	T4	P		3	≤ 20 lbs
D	52	Priority Mail Cubic	Tier 4	Zone 4	PF, FL	S	T4	P		4	≤ 20 lbs
D	53	Priority Mail Cubic	Tier 4	Zone 5	PF, FL	S	T4	P		5	≤ 20 lbs
D	54	Priority Mail Cubic	Tier 4	Zone 6	PF, FL	S	T4	P		6	≤ 20 lbs
D	55	Priority Mail Cubic	Tier 4	Zone 7	PF, FL	S	T4	P		7	≤ 20 lbs
D	56	Priority Mail Cubic	Tier 4	Zone 8	PF, FL	S	T4	P		8	≤ 20 lbs
D	57	Priority Mail Cubic	Tier 4	Zone 9	PF, FL	S	T4	P		9	≤ 20 lbs
D	58	Priority Mail Cubic	Tier 5	Local Zones 1 & 2	PF, FL	S	T5	P		L, 1	≤ 20 lbs
D	59	Priority Mail Cubic	Tier 5	Zone 3	PF, FL	S	T5	P		3	≤ 20 lbs
D	60	Priority Mail Cubic	Tier 5	Zone 4	PF, FL	S	T5	P		4	≤ 20 lbs
D	61	Priority Mail Cubic	Tier 5	Zone 5	PF, FL	S	T5	P		5	≤ 20 lbs
D	62	Priority Mail Cubic	Tier 5	Zone 6	PF, FL	S	T5	P		6	≤ 20 lbs
D	63	Priority Mail Cubic	Tier 5	Zone 7	PF, FL	S	T5	P		7	≤ 20 lbs
D	64	Priority Mail Cubic	Tier 5	Zone 8	PF, FL	S	T5	P		8	≤ 20 lbs
D	65	Priority Mail Cubic	Tier 5	Zone 9	PF, FL	S	T5	P		9	≤ 20 lbs
D	66	<i>Part D Cubic Subtotal (Add lines D26 – D65)</i>									
D	67	Priority Mail Regional Rate	Box A	Local Zones 1 & 2	PF, FL	S	E6	Blank, P		L, 1	≤ 15 lbs
D	68	Priority Mail Regional Rate	Box A	Zone 3	PF, FL	S	E6	Blank, P		3	≤ 15 lbs
D	69	Priority Mail Regional Rate	Box A	Zone 4	PF, FL	S	E6	Blank, P		4	≤ 15 lbs

Section D – PS Form 3600					Rate Ingredients						
Section	Line Number	Section Label	Block Label	Line Label	Processing Category	Rate Category	Rate Type	Rate Schedule	MPU Surcharge	Zone	Weight
D	70	Priority Mail Regional Rate	Box A	Zone 5	PF, FL	S	E6	Blank, P		5	≤ 15 lbs
D	71	Priority Mail Regional Rate	Box A	Zone 6	PF, FL	S	E6	Blank, P		6	≤ 15 lbs
D	72	Priority Mail Regional Rate	Box A	Zone 7	PF, FL	S	E6	Blank, P		7	≤ 15 lbs
D	73	Priority Mail Regional Rate	Box A	Zone 8	PF, FL	S	E6	Blank, P		8	≤ 15 lbs
D	74	Priority Mail Regional Rate	Box A	Zone 9	PF, FL	S	E6	Blank, P		9	≤ 15 lbs
D	75	Priority Mail Regional Rate	Box B	Local Zones 1 & 2	PF, FL	S	E5	Blank, P		L, 1	≤ 20 lbs
D	76	Priority Mail Regional Rate	Box B	Zone 3	PF, FL	S	E5	Blank, P		3	≤ 20 lbs
D	77	Priority Mail Regional Rate	Box B	Zone 4	PF, FL	S	E5	Blank, P		4	≤ 20 lbs
D	78	Priority Mail Regional Rate	Box B	Zone 5	PF, FL	S	E5	Blank, P		5	≤ 20 lbs
D	79	Priority Mail Regional Rate	Box B	Zone 6	PF, FL	S	E5	Blank, P		6	≤ 20 lbs
D	80	Priority Mail Regional Rate	Box B	Zone 7	PF, FL	S	E5	Blank, P		7	≤ 20 lbs
D	81	Priority Mail Regional Rate	Box B	Zone 8	PF, FL	S	E5	Blank, P		8	≤ 20 lbs
D	82	Priority Mail Regional Rate	Box B	Zone 9	PF, FL	S	E5	Blank, P		9	≤ 20 lbs
D	83	<i>Part D Regional Rate Box Subtotal (Add lines D67 – D82)</i>									

**Table 6-73 Priority Mail Postage Statement Mapping**

**6.19.6 Extra Services by Postage Statement**

Section S – Extra Services							Rate Ingredients				
Section	Line Number	Line Label	First Class 3600	Standard Mail 3602 – R	Standard Mail 3602 – N	Package Services 3605	Priority Mail 3600	Service Type	Amount Due	Service Stated Value	CCR Characteristic and Type
S	1	Certificate of Mailing (3 or more – Form 3665)	X			X	X	K			
S	2	Certified Mail	X				X	D			
S	3	Collect on Delivery (COD)	X			X	X	J	.01 <= 1000		
S	4	USPS Tracking	X	X	X	X	X	B			
S	5	Insurance	X		X	X	X	E		.01 <= 5000	
S	6	Registered Mail	X				X	F		0 <= 14995000	
S	7	Signature Confirmation Restricted Delivery	X			X	X	SC			
S	8	Return Receipt (Electronic)	X		X	X	X	H			
S	9	Return Receipt (Form 3811)	X		X	X	X	HM			
S	10	Certified Mail Restricted Delivery	X				X	C2			
S	11	Signature Confirmation	X			X	X	C			
S	12	Parcel Airlift (PAL)				X		X			
S	13	Fragile	X			X	X	M			
S	14	Certified Mail Adult Signature Required	X				X	CA			
S	15	Adult Signature Required	X			X	X	Z1			
S	16	Adult Signature Restricted Delivery	X			X	X	Z2			
S	17	Picture Permit Imprint	X	X	X			PP			
S	19	Certificate of Bulk Mailing (Form 3606-D)	X	X	X	X	X				CB, F
S	23	IMpb Non-Compliance Fee	X			X	X	NP			
S	25	Live Animal Transportation Fee					X	DP			
S	27	Certified Mail Adult Signature Restricted Delivery	X				X	CD			
S	28	Hazardous Material Transportation	X	X	X	X	X	HZ			
S	29	Perishables	X			X	X	PR			
S	30	Registered Mail Restricted Delivery	X				X	F2			
S	31	Insurance Restricted Delivery	X		X	X	X	E2		.01 <= 5000	
S	32	COD Restricted Delivery	X			X	X	J2	.01 <= 1000		
S	34	Return Receipt for Merchandise			X	X	X	G			

**Table 6-74 Extra Services Postage Statement Mapping All Forms**

Version 1

## 6.20 Informed Delivery

The PostalOne! application verifies file accuracy with several client validations on .RMS and .RMR files. However, in addition to these, the Informed Delivery application performs validations when attempting to create campaigns from Mail.dat submissions. Informed Delivery enforces the following rules to create a campaign from Mail.dat submissions:

- Campaign Start Date cannot be in the past
- Campaign End Date cannot be in the past
- End Date must be after Start Date
- End Date must be at least one day after Start Date
- Proper Serial Number length 6 or 9 depending on MID length (6 or 9)
- Target URL must be valid
  - o Requires prefix of lower case “http://” or “https://” required (as compared to upper case “HTTP://” or “HTTPS://”)
- Cannot overlap with existing Active Campaign
- IMpb Campaigns are not valid

Informed Delivery uses the combination (composite key) of the following seven data elements to group, identify and drive an IMb serial range that belongs within a campaign. This data grouping takes place regardless of the data linkage option chosen.

1. MID from Imb (PDR/PBC/RMB)
2. Start Date of Campaign (CSM/RMS)
3. End Date of Campaign (CSM/RMS)
4. Ride-Along Image URL (RMR/RMB Content Type of A)
5. Ride-Along Target URL (RMR/RMB Content Type of B)
6. Replace Image URL (RMR/RMB Content Type of C)
7. Replace Target URL (RMR/RMB Content Type of D)

PostalOne! supports the following data linkage options:

- Campaign data linkage at Component level (CPT)
- Campaign data linkage at Piece Detail level (PDR)
- Campaign data linkage at Piece Barcode level (PBC)
- Campaign data linkage at Referenceable Mail Barcode (requires only HDR, RMS & RMB)

Informed Delivery applies same campaign treatment to all pieces mailed that fall in the lower and upper Imb serial range that is identified within eDoc. As new eDocs are submitted with existing unique campaigns (from a previously submitted eDoc job/ mailing group), then Informed Delivery updates the lower and upper Imb serial range as needed (i.e., if the new set of serials fall outside of the existing defined lower and upper serial range).

*Note: When two sets of mailpieces with same Informed Delivery campaign data (review the set of seven elements from above) are combined, then Informed Delivery creates one campaign from lower Imb serial to upper Imb serial. In case there are Imb serials that are in between the two sets and those serials are not used on pieces, then those serials can be kept for use in other mailings by creating two campaigns instead of one single campaign. This can be achieved by making any of the seven fields different between the two sets of*

*data (for instance make a copy of the Ride-Along Image URL and use original on 1<sup>st</sup> set and copy in the 2<sup>nd</sup> set).*

## 6.21 Creating a Single Piece Mailing

To document full rate stamped pieces, a single piece mailing can be created within an eDoc using an additional postage permit.

- .hdr Mail.dat Presentation Category = P (conventional Presort) – *Do not use N = Single Piece*
- .mpu Postage Affixed Type = S (Stamp)
- .mpa Postage Payment Method = S (Stamp)
- .csm Container Level = AJ (Single Piece)
- .cqt Rate Category = S (Single Piece)

## 6.22 Unsupported Mailing Scenarios

The following mail cases are not supported for Mail.dat edoc:

- Copalletized mailings where a segment contains only mother containers
- International mail
- Pending Periodicals with parcels prices (including 16-20 ounce flats) do not have postage calculated from the PS Form 3605, the postal clerk shall enter this value using the postage statement provided by the mailer.
- Periodicals parcels that are not bundled. If Periodicals parcels are not bundled, even irregular parcels, validation rejects the Mail.dat file. To submit Periodicals parcels that are not bundled per DMM section 207.23.4, submit the mailing with the alternative standardized documentation and postage statements.
- One-pass MLOCR mailings produce inaccurate reports and postage. The workaround is to use two-pass MLOCR. For two-pass MLOCR mailings the ZIP Destination report is not accurate and must provide this report by alternative means.
- Bound Printed Matter with copies greater than pieces. The workaround is to use selective binding of multiple copies if copies are equal to pieces and a new MPU record is created for each unique weight or unique combination of a particular number of copies.
- For Postage Statements submitted via Mail.dat, the full-service discount on the non-incidentals enclosure when applicable is not supported at this time. Non-incidentals enclosures are eligible for the full-service discount when enclosed in host mailpieces that receive full-service discount and are letters or machinable flats. For Periodicals flats must have MPU Flat Machinable = Y for the non-incidentals enclosure to receive a full-service discount. Request a refund of the amount of this postage by the usual manual process, PS Form 3533 Application for Refund.
- Spoilage or Shortage using a .pdr, .pbc, or .par file for Periodicals, Standard /Periodical Co-Mailings, Package Services Parcels (Non Machinable, Machinable, Irregular) or Priority Mail. A refund request using PS Form 3533 must be used.

The above list is not exhaustive; the Idealliance Mail.dat specification may support additional cases that are not supported by the *PostalOne!* system.

## 7. Status Receipt File Layout

This Section contains details about the contents of the three status receipt files and the associated record formats.

**Note:** *Postage statement receipt files are not available; only status receipt files are available.*

## 7.1 Status Receipt File Content

The receipt file conforms to these specifications:

A receipt file shall contain one or more records represented by ASCII text or XML. The text shall be in the subset of ASCII characters indicated by the decimal values 33 to 126.

A new line character or sequence of characters (this is platform dependent) shall terminate each record.

The records of a receipt file shall contain a predefined character that shall serve to distinguish its fields. The default character shall be a comma.

**Note:** *Customize the delimiter character by changing the `status.receipt.field.delimiter` parameter in the `MDRSETTINGS.CONF` file . For more information, see [Batch Processing](#).*

The receipt file record may have various types. Only one record type has been specified at this point.

A record in a receipt file shall commence with a record-type field that shall serve in the records identification. Following the record-type field shall be various character-delimited fields following a predefined sequence.

## 7.2 Record Format

This Section provides details about the receipt files record formats. For additional information about `MDRSETTINGS.CONF` parameters, see [Batch Processing](#).

Record Type: status receipts

The *PostalOne!* system allows Batch Processor users to receive Mail.dat transaction confirmations in the form of Status Receipt files. The Status Receipt file indicates the successive stages of a Mail.dat transaction being processed and can be transmitted in three formats: ASCII, XML, and Enhanced XML.

## 7.3 Postage Statement Filter

The postage statement filter parameter allows selection between two levels of detail for postage statements. The submission level filter can be used for all three of the status receipt types. The billable level is only applicable to Enhanced XML status receipts.

**Submission:** generates one receipt record for all related events for a unique Job ID and Historical Header ID level. This is the basic postage statement filter that is used for ASCII, XML, and Enhanced XML.

**Billable:** only postage statements with a USPS Processing Due, Rework, Finalized, Reversed, or Cancelled status will be provided. For the billable level the event types of PS Generated and Job Deleted includes records for master and children postage statements. For the event types of PS Rework, PS Finalized, PS Reversed, and PS Cancelled includes records for master postage statements only. The billable level can only be used for Enhanced XML status receipts.

## 7.4 Receipt Availability

Receipt events can be downloaded for 14 days. Only receipts produced by jobs that were uploaded by this user will be downloaded. Once an event type is polled on a receipt for a job, it will not be downloaded again on a future receipt.

For ASCII and XML, when a receipt is generated all events that have occurred at the time of download will be returned on the receipt. For example, if a job produces events 2, 3, 4, and 8, all will be returned.

For Enhanced XML, when a receipt is generated only the latest event generated will be downloaded. All events prior to the latest will be suppressed. For example, if a job produces events 2, 3, 4, 5, 6, and 7, only event type 7 will be returned on the receipt. The consolidated receipt will show all data elements from all events that have occurred up until when the receipt was downloaded.

If a large job is processing and a receipt pull occurs multiple times during that processing the following receipt polling concept exists.



- Only event types 2 and 3 have occurred → receipt is polled → ASCII/XML includes event types 2 and 3, Enhanced XML includes event type 3 (2 is suppressed)
- Event type 4 has now occurred → receipt is polled → ASCII/XML only includes event type 4 (does not reinclude 2 and 3), Enhanced XML only includes event type 4 (does not re-include 3)
- Event type 5 has now occurred → receipt is polled → ASCII/XML only includes event type 5 (does not re-include 2, 3, or 4), Enhanced XML only includes event type 5 (does not re-include 4)
- Event type 6 has now occurred → receipt is polled → ASCII/XML only includes event type 6 (does not reinclude 2, 3, 4, or 5), Enhanced XML only includes event type 6 (does not re-include 5)

## 7.5 ASCII Receipt File Format

The ASCII Status Receipt file will display all field names and events on one line for a single job submission. The field names and events will be separated by the delimiter selected by the user via the MDRSETTINGS.CONF file or the MDR client application. The user will need to count the field positions to determine which events are populated in the Status Receipt file. The first event will appear immediately after the date-time field. The last event will appear immediately before the error-code field.

The current record type for *PostalOne!* Status Receipt files is: transfer-status.

The transfer-status record shall serve to indicate the progress of the processing of a Mail.dat file transferred to the *PostalOne!* Java upload server. The record shall trace, through its fields, the validation, the loading, and the processing of postage statements for a Mail.dat file transfer.

Transfer-status<char-del>version<char-del>jobid<char-del>filename<char-del>verification-facility+zip+4<char-del>date-time<char-del>client-validation<char-del>job-acceptance<char-del>insert<char-del>PS-gen<char-del>PS-canceled<char-del>PS-fin<char-del>error-code<char-del>error-message<char-del>warning-code<char-del>warning-message<char-del>server-validation<char-del>job-deleted<char-del> <new-line>

### 7.5.1 ASCII Event Types

The ASCII receipt files will indicate the status of the Mail.dat file that was uploaded based on the following list of events. The event records for a single Job ID are grouped together.

Event ID	Event Type	Description	Prerequisite Event(s)
1	Reject	Not Available for ASCII	
2	Validation	Indicates successful or failed validation	
3	Job-Acceptance	Indicates whether job was successfully loaded to database	2
4	Insert	Indicates whether job was successfully inserted into database	2,3
5	Server Validation	Not Available for ASCII	
6	Qual Generated	Not Available for ASCII	
7	PS –Server Validation	Not Available for ASCII	
8	PS-Generated	Indicates whether a Postage Statement has or has not been generated	2,3,4
9	PS-Rework	Not Available for ASCII	
10	PS-Cancelled	Indicates whether a Postage Statement has been cancelled	2,3,4,8
11	PS-Finalized	Indicates whether a Postage Statement has been reversed	2,3,4,8
12	PS-Reversed	Indicates whether a Postage Statement has been reversed	2,3,4,8
13	Job-Deleted	Indicates whether a postage statement has been deleted or has not been deleted	2,3,4,8
14	ID Validation	Indicates whether a job was successfully processed by Informed Delivery	2, 3, 4

Table 7-1 Event Types ASCII

### 7.5.2 ASCII Field Descriptions

The following are descriptions of receipt fields for an ASCII receipt. This is an all-inclusive list of possible fields that could be displayed on the receipt. The order and grouping of the actual fields displayed depends on the event type.

**Transfer-status:** represents the literal text that will be placed at the beginning of a transfer-status record.

**Char-del:** represents the ASCII character used as the field delimiter.

**Version:** the version of this receipt file. (e.g. 1.0)

**job-id:** the Mail.dat Job ID as presented in the header file specification of Mail.dat

**filename:** the part of the name of a Mail.dat file without the extension. For example, if the files sent are fooHDR, fooCSM and fooCQT, the filename is foo. If the receipt record is for a finalized, a canceled or a reversed postage statement, this record will contain the container ID of one of the containers that was finalized, canceled, or reversed.

**Verification-facility-zip+4:** The ZIP+4 Code of the mailing facility where verification occurred

**date-time:** a time stamp, represented in the 24 hour time system, which indicates the creation or the receipt of a file. The Java upload server provides the time that is used.

**Client-validation:** a binary value of P or F indicating successful client validation or failed client validation, respectively, of a Mail.dat file.

**Job-acceptance:** a binary value of P or F indicating whether a file has been successfully loaded to the Java upload servers data repository for loading to a database.

**Insert:** a binary value of P or F indicating the successful loading of a job from the Java upload servers data repository to the database.

**Ps-generated:** a Boolean value of T or F indicating whether a postage statement has been generated or has not been generated.

**Ps-cancelled:** a value of C or <empty> indicating whether a postage statement has been canceled or no action has been taken, respectively.

**Ps-finalized:** a value of F, R or <empty> indicating whether a postage statement has been finalized, reversed or no action has been taken, respectively.

**Error-code:** a numeric error code generated by the *PostalOne!* Java upload server that represents the occurrence or absence of an error. A zero in the field indicates the absence of error.

**Error-message:** a message generated by the *PostalOne!* Java upload server that describes, with brevity, an error that has occurred. If there is no error this field will be empty. If more than one error is received only the first error will be on receipt.

**Warning-code:** a numeric warning code generated by the *PostalOne!* Java upload server that represents the occurrence or absence of a warning. A zero in the field indicates the absence of warning.

**Warning-message:** a message generated by the *PostalOne!* Java upload server that describes, with brevity, a warning that has occurred. If there is no warning this field will be empty. If more than one warning is received only the first warning will be on receipt.

**Server-validation:** a binary value of P or F indicating successful server validation or failed server validation, respectively, of a Mail.dat file.

**Job-deleted:** a Boolean value of T or F indicating whether a postage statement has been deleted or has not been deleted.

**Permit-bal:** reflects the balance of the permit

**ID-validation-result:** a value of P, F or <empty> indicating whether a job was successfully processed by Informed Delivery.

### 7.5.3 ASCII Receipt Examples

The following is a submission level ASCII receipt generated from a single job submission where a postage statement was created in ready to pay status. The events include 2-Validation, 3-Job Acceptance, 4-Insert, and 8-PS-Generated.

```
Transfer-status,1.0,Scenario XX,Filename,36201-9998,2016-01-21 17:21:27,P,,,,,0,0,,
transfer-status,1.0,Scenario XX,Filename,36201-9998,2016-01-21 17:21:59,P,P,,,,,0,0,,
transfer-status,1.0,Scenario XX,Filename,36201-9998,2016-01-21 17:22:11,P,P,P,,,,,0,0,,
transfer-status,1.0,Scenario XX,Filename,36201-9998,2016-01-21 17:22:12,P,P,P,T,,,,,0,0,,P
```

The following is a submission level ASCII receipt generated from a single job submission where a postage statement was created in ready to pay status, finalized, and then reversed. The events include 2-Validation, 3-Job Acceptance, 4-Insert, 8-PS-Generated, 11-PS-Finalized, and 12-PS-Reversed.

```
Transfer-status,1.0,Scenario XX,Filename,36201-9998,2016-01-21 17:11:28,P,,,,,0,0,,
transfer-status,1.0,Scenario XX,Filename,36201-9998,2016-01-21 17:12:00,P,P,,,,,0,0,,
transfer-status,1.0,Scenario XX,Filename,36201-9998,2016-01-21 17:12:14,P,P,P,,,,,0,0,,
transfer-status,1.0,Scenario XX,Filename,36201-9998,2016-01-21 17:12:15,P,P,P,T,,,,,0,0,,P
transfer-status,1.0,Scenario XX,Filename,36201-9998,2016-01-21 17:13:05,P,P,P,T,,F,0,,0,,1569.2
transfer-status,1.0, Scenario XX,Filename,36201-9998,2016-01-21 17:15:07,P,P,P,T,,R,0,,0,,P
```

The following is a submission level ASCII receipt example generated from an original preliminary postage statement status and an update job in ready to pay status. The events include 2-Validation, 3-Job Acceptance, and 4-Insert for the original submission. The events include 2-Validation, 3-Job Acceptance, and 4-Insert, 8-PS-Generated for the update submission.

```
Transfer-status,1.0,Scenario XX,Filename,22201-9998,2016-01-25 13:31:10,P,,,,,0,0,,
transfer-status,1.0,Scenario XX,Filename,22201-9998,2016-01-25 13:31:42,P,P,,,,,0,0,,
transfer-status,1.0,Scenario XX,Filename,22201-9998,2016-01-25 13:31:53,P,P,P,,,,,0,0,,
transfer-status,1.0,Scenario XX,Filename,22201-9998,2016-01-25 13:34:04,P,,,,,0,0,,
transfer-status,1.0,Scenario XX,Filename,22201-9998,2016-01-25 13:34:36,P,P,,,,,0,0,,
transfer-status,1.0,Scenario XX,Filename,22201-9998,2016-01-25 13:34:42,P,P,P,,,,,0,0,,
transfer-status,1.0,Scenario XX,Filename,22201-9998,2016-01-25 13:34:45,P,P,P,T,,,,,0,0,,P
```

## 7.6 XML Receipt File Format

The XML Status Receipt file will display in an XML format. The following is an example of the XML schema for Status Receipts. The element name and documentation fields will vary depending on which event types were generated.

The current record type for *PostalOne!* Status Receipt files is: transfer-status.

The transfer-status record shall serve to indicate the progress of the processing of a Mail.dat file transferred to the *PostalOne!* Java upload server. The record shall trace, through its fields, the validation, the loading, and the processing of postage statements for a Mail.dat file transfer.

```
<?xml version="1.0" encoding="UTF-8"?>
<xs:schema xmlns:xs="http://www.w3.org/2001/XMLSchema" elementFormDefault qualified
attributeFormDefault="unqualified">
  <xs:element name="receipts">
```

```

<xs:complexType>
  <xs:all>
    <xs:element name="record-type">
      <xs:annotation>
        <xs:documentation>The current record type for PostalOne! receipt files
is: transfer-status. The transfer-status record shall serve to indicate the progress of the processing of a Mail.dat file
transferred to the PostalOne! Java upload server. The record shall trace, through its fields, the validation, the loading,
and the processing of postage statements for a Mail.dat file transfer.</xs:documentation>
      </xs:annotation>
      <xs:complexType>
        <xs:all>
          <xs:element name="version">
            <xs:annotation>
              <xs:documentation>the version of this receipt
file. (Version 1.0 for XML and ASCII formats)</xs:documentation>
            </xs:annotation>
          </xs:element>
          <xs:element name="job-id">
            <xs:annotation>
              <xs:documentation>Mail.dat Job ID as
presented in the header file specification of Mail.dat.</xs:documentation>
            </xs:annotation>
          </xs:element>
          <xs:element name="filename">
            <xs:annotation>
              <xs:documentation>the name of a Mail.dat file
without the extension. For example, if the files sent are fooHDR, fooCSM and fooCQT, the filename is foo. If the
receipt record is for a finalized, a canceled or a reversed postage statement, this record will contain the container ID
of one of the containers that was finalized, canceled, or reversed.</xs:documentation>
            </xs:annotation>
          </xs:element>
        </xs:all>
      </xs:complexType>
    </xs:element>
  </xs:all>
</xs:complexType>

```

### 7.6.1 XML Event Types

The XML receipt files will indicate the status of the Mail.dat file that was uploaded based on the following list of events. The event records for a single Job ID are grouped together.

Event ID	Event Type	Description	Prerequisite Event(s)
1	<i>Reject</i>	<i>Not Available for XML</i>	
2	Validation	Indicates successful or failed validation	
3	Job-Acceptance	Indicates whether job was successfully loaded to database	2
4	Insert	Indicates whether job was successfully inserted into database	2,3
5	<i>Server Validation</i>	<i>Not Available for XML</i>	
6	<i>Qual Generated</i>	<i>Not Available for XML</i>	
7	<i>PS-Server Validation</i>	<i>Not Available for XML</i>	
8	PS-Generated	Indicates whether a Postage Statement has or has not been generated	2,3,4
9	PS-Rework	<i>Not Available for XML</i>	
10	PS-Cancelled	Indicates whether a Postage Statement has been cancelled	2,3,4,8
11	PS-Finalized	Indicates whether a Postage Statement has been reversed	2,3,4,8
12	PS-Reversed	Indicates whether a Postage Statement has been reversed	2,3,4,8
13	Job-Deleted	Indicates whether a postage statement has been deleted or has not been deleted	2,3,4,8
14	ID Validation	Indicates whether a job was successfully processed by Informed Delivery	2, 3, 4

**Table 7-2 Event Types XML**

## 7.6.2 XML Field Descriptions

The following are descriptions of receipt fields for an XML receipt. This is an all-inclusive list of possible fields that could be displayed on the receipt. The order and grouping of the actual fields displayed depends on the event type(s) generated.

**Transfer-status:** represents the literal text that will be placed at the beginning of a transfer-status record.

**Version:** the version of this receipt file. (e.g. 1.0)

**job-id:** the Mail.dat Job ID as presented in the header file specification of Mail.dat.

**filename:** the part of the name of a Mail.dat file without the extension. For example, if the files sent are fooHDR, fooCSM and fooCQT, the filename is foo. If the receipt record is for a finalized, a canceled or a reversed postage statement, this record will contain the container ID of one of the containers that was finalized, canceled, or reversed.

**Verification-facility-zip+4:** The ZIP+4 Code of the mailing facility where verification occurred.

**Receipt-datetime:** a time stamp, represented in the 24 hour time system, which indicates the creation or the receipt of a file. The Java upload server provides the time that is used.

**Client-validation-result:** a binary value of P or F indicating successful client validation or failed client validation, respectively, of a Mail.dat file.

**Job-acceptance-result:** a binary value of P or F indicating whether a file has been successfully loaded to the Java upload servers data repository for loading to a database.

**Insert-result:** a binary value of P or F indicating the successful loading of a job from the Java upload servers data repository to the database.

**Ps-generated-result:** a Boolean value of T or F indicating whether a postage statement has been generated or has not been generated.

**Ps-cancelled-result:** a value of C or <empty> indicating whether a postage statement has been canceled or no action has been taken, respectively.

**Ps-finalized-result:** a value of F or <empty> indicating whether a postage statement has been finalized or no action has been taken.

**Ps-reversed-result:** a value of R or <empty> indicating whether a postage statement has been reversed or no action has been taken.

**Error-code:** a numeric error code generated by the *PostalOne!* Java upload server that represents the occurrence or absence of an error. A zero in the field indicates the absence of error.

**Error-message:** a message generated by the *PostalOne!* Java upload server that describes, with brevity, an error that has occurred. If there is no error this field will be empty. If more than one error is received only the first error will be on receipt.

**Warning-code:** a numeric warning code generated by the *PostalOne!* Java upload server that represents the occurrence or absence of a warning. A zero in the field indicates the absence of warning.

**Warning-message:** a message generated by the *PostalOne!* Java upload server that describes, with brevity, a warning that has occurred. If there is no warning this field will be empty. If more than one warning is received only the first warning will be on receipt.

**Server-validation-result:** a binary value of P or F indicating successful server validation or failed server validation, respectively, of a Mail.dat file.

**Job-deleted-result:** a Boolean value of T or F indicating whether a postage statement has been deleted or has not been deleted.

**Permit-bal:** reflects the balance of the permit

**ID-validation-result:** a value of P, F or <empty> indicating whether a job was successfully processed by Informed Delivery.

### 7.6.3 XML Receipt Examples

The following is a submission level XML receipt generated from a single job submission where a postage statement was created in ready to pay status. The events include 2-Validation, 3-Job Acceptance, 4-Insert, and 8-PS-Generated.

```
<?xml version "1.0">
<receipts>
  <record-type>
    <version> 1.0</version>
    <job-id> ScenarioXX </job-id>
    <filename>Filename</filename>
    <verification-facility-zip-4>24022-9998</verification-facility-zip-4>
    <receipt-datetime>2015-10-30 13:40:04</receipt-datetime>
    <client-validation-result>P</client-validation-result>
    <error-code>0</error-code>
    <error-message> </error message>
    <warning-code>0</warning-code>
    <warning-message></warning-message>
  </record-type>
  <record-type>
    <version> 1.0</version>
    <job-id> ScenarioXX </job-id>
    <filename>Filename</filename>
    <verification-facility-zip-4>24022-9998</verification-facility-zip-4>
    <receipt-datetime>2015-10-30 13:40:39</receipt-datetime>
    <client-validation-result>P</client-validation-result>
    <job-acceptance-result>P</job-acceptance-result>
```

```

        <error-code>0</error-code>
        <error-message> </error message>
        <warning-code>0</warning-code>
        <warning-message></warning-message>
</record-type>
<record-type>
    <version> 1.0</version>
    <job-id> ScenarioXX </job-id>
    <filename>Filename</filename>
    <verification-facility-zip-4>24022-9998</verification-facility-zip-4>
    <receipt-datetime>2015-10-30 13:40:50</receipt-datetime>
    <client-validation-result>P</client-validation-result>
    <job-acceptance-result>P</job-acceptance-result>
    <insert-result>P</insert-result>
    <error-code>0</error-code>
    <error-message> </error message>
    <warning-code>0</warning-code>
    <warning-message></warning-message>
</record-type>
<record-type>
    <version> 1.0</version>
    <job-id> ScenarioXX </job-id>
    <filename>Filename</filename>
    <verification-facility-zip-4>24022-9998</verification-facility-zip-4>
    <receipt-datetime>2015-10-30 13:40:52</receipt-datetime>
    <client-validation-result>P</client-validation-result>
    <job-acceptance-result>P</job-acceptance-result>
    <insert-result>P</insert-result>
    <ps-generated-result>T</ps-generated-result>
    <error-code>0</error-code>
    <error-message> </error message>
    <warning-code>0</warning-code>
    <warning-message></warning-message>
    <server-validation-result>P</server-validation-result>
</record-type>
</receipts>

```

The following is a submission level XML receipt generated from a single job submission where a postage statement was created in ready to pay status, finalized, and then reversed. The events include 2-Validation, 3-Job Acceptance, 4-Insert, 8-PS-Generated, 11-PS-Finalized, and 12-PS-Reversed.

```

<?xml version "1.0">
<receipts>
  <record-type>
    <version> 1.0</version>
    <job-id> ScenarioXX </job-id>
    <filename>Filename</filename>
    <verification-facility-zip-4>24022-9998</verification-facility-zip-4>

```



```

    <receipt-datetime>2015-10-30 13:40:04</receipt-datetime>
    <client-validation-result>P</client-validation-result>
    <error-code>0</error-code>
    <error-message> </error message>
    <warning-code>0</warning-code>
    <warning-message></warning-message>
</record-type>
<record-type>
  <version> 1.0</version>
  <job-id> ScenarioXX </job-id>
  <filename>Filename</filename>
  <verification-facility-zip-4>24022-9998</verification-facility-zip-4>
  <receipt-datetime>2015-10-30 13:40:39</receipt-datetime>
  <client-validation-result>P</client-validation-result>
  <job-acceptance-result>P</job-acceptance-result>
  <error-code>0</error-code>
  <error-message> </error message>
  <warning-code>0</warning-code>
  <warning-message></warning-message>
</record-type>
<record-type>
  <version> 1.0</version>
  <job-id> ScenarioXX </job-id>
  <filename>Filename</filename>
  <verification-facility-zip-4>24022-9998</verification-facility-zip-4>
  <receipt-datetime>2015-10-30 13:40:50</receipt-datetime>
  <client-validation-result>P</client-validation-result>
  <job-acceptance-result>P</job-acceptance-result>
  <insert-result>P</insert-result>
  <error-code>0</error-code>
  <error-message> </error message>
  <warning-code>0</warning-code>
  <warning-message></warning-message>
</record-type>
<record-type>
  <version> 1.0</version>
  <job-id> ScenarioXX </job-id>
  <filename>Filename</filename>
  <verification-facility-zip-4>24022-9998</verification-facility-zip-4>
  <receipt-datetime>2015-10-30 13:40:52</receipt-datetime>
  <client-validation-result>P</client-validation-result>
  <job-acceptance-result>P</job-acceptance-result>
  <insert-result>P</insert-result>
  <ps-generated-result>T</ps-generated-result>
  <error-code>0</error-code>
  <error-message> </error message>
  <warning-code>0</warning-code>
  <warning-message></warning-message>

```

```

        <server-validation-result>P</server-validation-result>
    </record-type>
<record-type>
    <version> 1.0</version>
    <job-id> ScenarioXX </job-id>
    <filename>Filename</filename>
    <verification-facility-zip-4>24022-9998</verification-facility-zip-4>
    <receipt-datetime>2015-10-30 13:40:52</receipt-datetime>
    <client-validation-result>P</client-validation-result>
    <job-acceptance-result>P</job-acceptance-result>
    <insert-result>P</insert-result>
    <ps-generated-result>T</ps-generated-result>
    <ps-finalized-result>F</ps-finalized-result>
    <error-code>0</error-code>
    <error-message> </error message>
    <warning-code>0</warning-code>
    <warning-message></warning-message>
    <permit-bal>1562.2</permit-bal>
</record-type>
<record-type>
    <version> 1.0</version>
    <job-id> ScenarioXX </job-id>
    <filename>Filename</filename>
    <verification-facility-zip-4>24022-9998</verification-facility-zip-4>
    <receipt-datetime>2015-10-30 13:40:52</receipt-datetime>
    <client-validation-result>P</client-validation-result>
    <job-acceptance-result>P</job-acceptance-result>
    <insert-result>P</insert-result>
    <ps-generated-result>T</ps-generated-result>
    <ps-reversed-result>R</ps-reversed-result>
    <error-code>0</error-code>
    <error-message> </error message>
    <warning-code>0</warning-code>
    <warning-message></warning-message>
    <server-validation-result>P</server-validation-result>
</record-type>
</receipts>

```

The following is a submission level XML receipt example generated from an original preliminary postage statement status and an update job in ready to pay status. The events include 2-Validation, 3-Job Acceptance, and 4-Insert for the original submission. The events include 2-Validation, 3-Job Acceptance, and 4-Insert, 8-PS-Generated for the update submission.

```

<?xml version "1.0">
<receipts>
    <record-type>
        <version> 1.0</version>
        <job-id> ScenarioXX </job-id>

```

```
<filename>Filename</filename>
<verification-facility-zip-4>24022-9998</verification-facility-zip-4>
<receipt-datetime>2015-10-30 13:40:04</receipt-datetime>
<client-validation-result>P</client-validation-result>
<error-code>0</error-code>
<error-message> </error message>
<warning-code>0</warning-code>
<warning-message></warning-message>
</record-type>
<record-type>
  <version> 1.0</version>
  <job-id> ScenarioXX </job-id>
  <filename>Filename</filename>
  <verification-facility-zip-4>24022-9998</verification-facility-zip-4>
  <receipt-datetime>2015-10-30 13:40:39</receipt-datetime>
  <client-validation-result>P</client-validation-result>
  <job-acceptance-result>P</job-acceptance-result>
  <error-code>0</error-code>
  <error-message> </error message>
  <warning-code>0</warning-code>
  <warning-message></warning-message>
</record-type>
<record-type>
  <version> 1.0</version>
  <job-id> ScenarioXX </job-id>
  <filename>Filename</filename>
  <verification-facility-zip-4>24022-9998</verification-facility-zip-4>
  <receipt-datetime>2015-10-30 13:40:04</receipt-datetime>
  <client-validation-result>P</client-validation-result>
  <error-code>0</error-code>
  <error-message> </error message>
  <warning-code>0</warning-code>
  <warning-message></warning-message>
</record-type>
<record-type>
  <version> 1.0</version>
  <job-id> ScenarioXX </job-id>
  <filename>Filename</filename>
  <verification-facility-zip-4>24022-9998</verification-facility-zip-4>
  <receipt-datetime>2015-10-30 13:40:39</receipt-datetime>
  <client-validation-result>P</client-validation-result>
  <job-acceptance-result>P</job-acceptance-result>
  <error-code>0</error-code>
  <error-message> </error message>
  <warning-code>0</warning-code>
  <warning-message></warning-message>
</record-type>
<record-type>
```

```
<version> 1.0</version>
<job-id> ScenarioXX </job-id>
<filename>Filename</filename>
<verification-facility-zip-4>24022-9998</verification-facility-zip-4>
<receipt-datetime>2015-10-30 13:40:50</receipt-datetime>
<client-validation-result>P</client-validation-result>
<job-acceptance-result>P</job-acceptance-result>
<insert-result>P</insert-result>
<error-code>0</error-code>
<error-message> </error message>
<warning-code>0</warning-code>
<warning-message></warning-message>
</record-type>
<record-type>
  <version> 1.0</version>
  <job-id> ScenarioXX </job-id>
  <filename>Filename</filename>
  <verification-facility-zip-4>24022-9998</verification-facility-zip-4>
  <receipt-datetime>2015-10-30 13:40:50</receipt-datetime>
  <client-validation-result>P</client-validation-result>
  <job-acceptance-result>P</job-acceptance-result>
  <insert-result>P</insert-result>
  <error-code>0</error-code>
  <error-message> </error message>
  <warning-code>0</warning-code>
  <warning-message></warning-message>
</record-type>
<record-type>
  <version> 1.0</version>
  <job-id> ScenarioXX </job-id>
  <filename>Filename</filename>
  <verification-facility-zip-4>24022-9998</verification-facility-zip-4>
  <receipt-datetime>2015-10-30 13:40:52</receipt-datetime>
  <client-validation-result>P</client-validation-result>
  <job-acceptance-result>P</job-acceptance-result>
  <insert-result>P</insert-result>
  <ps-generated-result>T</ps-generated-result>
  <error-code>0</error-code>
  <error-message> </error message>
  <warning-code>0</warning-code>
  <warning-message></warning-message>
  <server-validation-result>P</server-validation-result>
</record-type>
</receipts>
```

## 7.7 Enhanced XML Receipt File Format

The Enhanced XML Status Receipt file will display in an XML format. The following is an example of the XML schema for Status Receipts. The element name and documentation fields will vary depending on which event types where generated.

The current record type for *PostalOne!* Status Receipt files is: transfer-status.

The transfer-status record shall serve to indicate the progress of the processing of a Mail.dat file transferred to the *PostalOne!* Java upload server. The record shall trace, through its fields, the validation, the loading, and the processing of postage statements for a Mail.dat file transfer.

```
<?xml version="1.0" encoding="UTF-8"?>
```

```
<xs:schema xmlns:xs="http://www.w3.org/2001/XMLSchema" elementFormDefault qualified  
attributeFormDefault="unqualified">
```

```
  <xs:element name="receipts">
```

```
    <xs:complexType>
```

```
      <xs:all>
```

```
        <xs:element name="record-type">
```

```
          <xs:annotation>
```

```
            <xs:documentation>The current record type for PostalOne! receipt files  
is: transfer-status. The transfer-status record shall serve to indicate the progress of the processing of a Mail.dat file  
transferred to the PostalOne! Java upload server. The record shall trace, through its fields, the validation, the loading,  
and the processing of postage statements for a Mail.dat file transfer.</xs:documentation>
```

```
          </xs:annotation>
```

```
        <xs:complexType>
```

```
          <xs:all>
```

```
            <xs:element name="version">
```

```
              <xs:annotation>
```

```
                <xs:documentation>the version of this receipt  
file. (Version 1.0 for XML and ASCII formats)</xs:documentation>
```

```
              </xs:annotation>
```

```
            </xs:element>
```

```
            <xs:element name="job-id">
```

```
              <xs:annotation>
```

```
                <xs:documentation>Mail.dat Job ID as  
presented in the header file specification of Mail.dat.</xs:documentation>
```

```
              </xs:annotation>
```

```
            </xs:element>
```

```
            <xs:element name="filename">
```

```
              <xs:annotation>
```

```
                <xs:documentation>the name of a Mail.dat file  
without the extension. For example, if the files sent are fooHDR, fooCSM and fooCQT, the filename is foo. If the  
receipt record is for a finalized, a canceled or a reversed postage statement, this record will contain the container ID  
of one of the containers that was finalized, canceled, or reversed.</xs:documentation>
```

```

        </xs:annotation>
    </xs:element>
</xs:all>
</xs:complexType>
</xs:element>
</xs:all>
</xs:complexType>

```

### 7.7.1 Enhanced XML Event Types

The Enhanced XML receipt files will indicate the status of the Mail.dat file that was uploaded based on the following list of events. The Enhanced XML file format was reengineered in the January 2016 release. It includes additional fields for the event types of reject and qual-generated, server-validations, and ps-server-validations.

Event ID	Event Type	Description	Prerequisite Event(s)
1	Reject	Indicates that the job was rejected	
2	Client-Validation	Indicates successful or failed validation	
3	Job-Acceptance	Indicates whether job was successfully loaded to database	2
4	Insert	Indicates whether job was successfully inserted into database	2,3
5	Server-Validation	Indicates successful or failed server validation pertaining to the job data	2,3,4
6	Qual-Generated	Indicates whether a Qualification Report has or has not been generated	2,3,4,5
7	PS-Server-Validation	Indicates successful or failed server validation pertaining to the postage statement	2,3,4,5,6
8	PS-Generated	Indicates whether a Postage Statement has or has not been generated	2,3,4,5,6,7
9	PS-Rework	Indicates whether a Postage Statement has been put into rework status	2,3,4,5,6,7,8
10	PS-Cancelled	Indicates whether a Postage Statement has been cancelled	2,3,4,5,6,7,8
11	PS-Finalized	Indicates whether a Postage Statement has been reversed	2,3,4,5,6,7,8
12	PS-Reversed	Indicates whether a Postage Statement has been reversed	2,3,4,5,6,7,8
13	Job-Deleted	Indicates whether a postage statement has been deleted	2,3,4,5,6,7,8

**Table 7-3 Event Types Enhanced XML**

### 7.7.2 Enhanced XML Field Descriptions

The Enhanced XML receipt tags consist of a pair of result and timestamp fields for each event type to support consolidation. Based on the timing of the receipt polling the elements below will be included in the receipt to sufficiently describe all the activities of the submission up to the point of download.

**Version:** the version of this receipt file. This will be 2.0 for the Enhanced XML format.

**Job-id:** the Mail.dat Job ID as presented in the header file specification of Mail.dat.

**filename:** the part of the name of a Mail.dat file without the extension. For example, if the files sent are fooHDR, fooCSM and fooCQT, the filename is foo. If the receipt record is for a finalized, a canceled or a reversed postage statement, this record will contain the container ID of one of the containers that was finalized, canceled, or reversed.

**Hdr-history-sequence-id:** this represents the current Historical Header ID for the Mail.dat submissions that triggered the event. If the event did not originate during the processing of Mail.dat, this field is not available

**verification-facility-zip+4:** The ZIP+4 Code of the mailing facility where verification occurred.

**Mpa-id:** the first .mpa MPA – Unique/Grouping ID from job (available only for billable level)

**submitter-crid:** The CRID of the submitter

**receipt-datetime:** a time stamp, represented in the 24 hour time system, which indicates the creation of the receipt of a file. The Java upload server provides the time that is used.

**Reject-job-result:** binary value of P or F indicating if the client rejects the job for validation

**reject-job-datetime:** a time stamp, represented in the 24 hour time system, which indicates when the reject job event type occurred. The Java upload server provides the time that is used.

**Client-validation-result:** a binary value of P or F indicating successful client validation or failed client validation of a job.

**Client-validation-datetime:** a time stamp, represented in the 24 hour time system, which indicates when the client validation event type occurred. The Java upload server provides the time that is used.

**Job-acceptance-result:** a binary value of P or F indicating whether a file has been successfully loaded to the Java upload servers data repository for loading to a database.

**Job-acceptance-datetime:** a time stamp, represented in the 24 hour time system, which indicates when the job acceptance event type occurred. The Java upload server provides the time that is used.

**Insert-result:** a binary value of P or F indicating the successful loading of a job from the Java upload servers data repository to the database.

**Insert-result-datetime:** a time stamp, represented in the 24 hour time system, which indicates when the insert event type occurred. The Java upload server provides the time that is used.

**Server-validation-result:** a binary value of P or F indicating successful server validation or failed server validation of a job.

**Server-validation-datetime:** a time stamp, represented in the 24 hour time system, which indicates when the job server validation event type occurred. The Java upload server provides the time that is used.

**Qual-generated-result:** a binary value of P or F to reflect whether a qualification report was generated by the submission

**qual-generated-datetime:** a time stamp, represented in the 24 hour time system, which indicates when the qual generated event type occurred. The Java upload server provides the time that is used.

**Mail-group-id:** reflects the Mail Grouping ID generated by *PostalOne!*.

**ps-server-validation-result:** a binary value of P or F indicating successful postage statement server validation or failed postage statement server validation of a job. This event includes server errors such as 7028 for mapping.

**Ps-server-validation-datetime:** a time stamp, represented in the 24 hour time system, which indicates when the ps server validation event type occurred. The Java upload server provides the time that is used.

**Ps-generated-result:** a binary value of P or F indicating whether a postage statement has been generated.

**Ps-generated-datetime:** a time stamp, represented in the 24 hour time system, which indicates when the ps generated event type occurred. The Java upload server provides the time that is used.

**Rtp-tx-id:** reflects the Postage Statement ID assigned by *PostalOne!*.

**ps-rework-result:** a binary value of P indicating whether a postage statement is in rework status (REW)

**ps-rework-datetime:** a time stamp, represented in the 24 hour time system, which indicates when the ps rework event type occurred. The Java upload server provides the time that is used.

**Ps-cancelled-result:** a binary value of P indicating whether a postage statement has been canceled

**ps-cancelled-datetime:** a time stamp, represented in the 24 hour time system, which indicates when the ps cancelled event type occurred. The Java upload server provides the time that is used.

**Ps-finalized-result:** a binary value P or F indicating whether a postage statement has been finalized



**ps-finalized-datetime:** a time stamp, represented in the 24 hour time system, which indicates when the ps finalized event type occurred. The Java upload server provides the time that is used.

**Ps-reversed-result:** a binary value of P or F indicating whether a postage statement has been reversed

**ps-reversed-datetime:** a time stamp, represented in the 24 hour time system, which indicates when the ps reversed event type occurred. The Java upload server provides the time that is used

**permit-bal:** reflects the balance of the permit

**container-status:** reflects the Container Status, which will be P when all containers are Preliminary, R when all containers are Ready to Pay, or N/A when there are containers with differing container statuses (such as for a master statement).

**Container-id:** reflects the first CSM Container ID related to the statement.

**Total-postage:** reflects the Total Postage in the postage statement referenced by this receipt record including all adjustments and postage affixes deductions.

**Total-pieces:** reflects the total pieces in the postage statement referenced by this receipt record.

**Total-copies:** reflects the total copies in the postage statement referenced by this receipt record.

**Incentive:** reflects the incentive information in a postage statement referenced by this receipt record.

**Incentive-type:** reflects the incentive claimed, regardless of if it was applied.

**Incentive-pieces:** reflects the number of pieces claimed.

**Incentive-discount:** reflects the incentive discount (non-negative value).

**Auto-fin-elig:** a binary value of Y or N indicating whether a postage statement is or is not eligible for auto finalization

**ECAN:** 26 digit Electronic Confirmation Acceptance Notification barcode containing the postage statement id for master/child statements.

**Job-deleted-result:** a binary value of P or F indicating whether a postage statement has been deleted

**job-deleted-datetime:** a time stamp, represented in the 24 hour time system, which indicates when the job deleted event type occurred. The Java upload server provides the time that is used.

**ID-validation-result:** a value of P, F or <empty> indicating whether a job was successfully processed by Informed Delivery.

**ID-validation-datetime:** a time stamp, represented in the 24 hour time system, which indicates when the ID-validation-result event type occurred. The Java upload server provides the time that is used.

**Error-code:** a numeric error code generated by the *PostalOne!* Java upload server that represents the occurrence or absence of an error. A zero in the field indicates the absence of error.

**Error-message:** a message generated by the *PostalOne!* Java upload server that describes, with brevity, an error that has occurred. If there is no error this field will be empty. If more than one error is received only the first error will be displayed on the receipt.

**Warning-code:** a numeric warning code generated by the *PostalOne!* Java upload server that represents the occurrence or absence of a warning. A zero in the field indicates the absence of warning.

**Warning-message:** a message generated by the *PostalOne!* Java upload server that describes, with brevity, a warning that has occurred. If there is no warning this field will be empty. If more than one warning is received only the first warning will be displayed on the receipt.

### 7.7.3 Enhanced XML Receipt Examples

The following is a submission level Enhanced XML receipt generated from a single job submission where a postage statement was created in ready to pay status, finalized, then reversed. The events include 1-Reject, 2-Validation, 3-

Job Acceptance, 4-Insert, 5-Server Validation, 6-Qual Generated, 7-PS-Server Validation, 8-PS-Generated, 11-PS-Finalized, and 12-PS-Reversed.

```
<?xml version "1.0">
<receipts>
  <record-type>
    <version> 2.0</version>
    <job-id> ScenarioXX </job-id>
    <filename>Filename</filename>
    <hdr-history-sequence-id>9999</hdr-history-sequence-id>
    <verification-facility-zip-4>24022-9998</verification-facility-zip-4>
    <submitter-crid>20488611</submitter-crid>
    <receipt-datetime>2015-10-04 09:14:03</ receipt-datetime >
    <reject-job-result>P</reject-job-result>
    <reject-job-datetime>2015-10-04 09:10:51</reject-jobdatetime>
    <client-validation-result>P</client-validation-result>
    <client-validation-datetime>2015-10-04 09:12:50</ client-validation-datetime>
    <job-acceptance-result>P</job-acceptance-result>
    <job-acceptance-datetime>2015-10-04 09:14:23</job-acceptance-datetime>
    <insert-result>P</insert-result>
    <insert-datetime>2015-10-04 09:14:59</insert-datetime>
    <server-validation-result>P</server-validation-result>
    <server-validation-datetime>2015-10-04 09:17:11</server-validation-datetime>
    <qual-generated-result>P</qual-generated-result>
    <qual-generated-datetime>2015-10-04 09:18:05</qual-generated-datetime>
    <mail-group-id>1128775</mail-group-id>
    <ps-server-validation-result>P</ps-server-validation-result>
    <ps-server-validation-datetime>2015-10-04 09:18:25</ps-server-validation-datetime>
    <ps-generated-result>P</ps-generated-result>
    <ps-generated-datetime>2015-10-04 09:19:58</ps-generated-datetime>
    <rtp-tx-id>207160337</rtp-tx-id>
    <ps-finalized-result>P</ps-finalized-result>
    <ps-finalized-datetime>2015-10-04 09:25:03</ps-finalized-datetime>
    <permit-bal>15986.65</permit-bal>
    <container-status>R</container-status>
    <container-id>000001</container-id>
    <total-postage>5432.23</total-postage>
    <total-pieces>11511</total-pieces>
    <total-copies>0</total-copies>
    <incentive>N </incentive>
    <auto-fin-elig> N</auto-fin-elig>
    <ECAN>92757900000000002071603376</ECAN>
    <error-code>0</error-code>
    <error-message></error-message>
    <warning-code>0</warning-code>
    <warning-message></warning-message>
  </record-type>
</receipts>
```

</receipts>

The following is a submission level XML receipt example generated from an original preliminary postage statement status and an update job in ready to pay status. The events include 1-Reject, 2-Validation, 3-Job Acceptance, 4-Insert, 5-Server Validation, 6-Qual Generated, and 7-PS-Server Validation for the original submission. The events include 1-Reject, 2-Validation, 3-Job Acceptance, 4-Insert, 5-Server Validation, 6-Qual Generated, 7-PS-Server Validation, and 8-PS-Generated for the update submission.

<?xml version "1.0">

<receipts>

<record-type>

<version> 2.0</version>

<job-id> ScenarioXX </job-id>

<filename>Filename</filename>

<hdr-history-sequence-id>9999</hdr-history-sequence-id>

<verification-facility-zip-4>24022-9998</verification-facility-zip-4>

<submitter-crid>20488611</submitter-crid>

<receipt-datetime>2015-10-04 09:14:03</ receipt-datetime >

<reject-job-result>P</reject-job-result>

<reject-job-datetime>2015-10-04 09:10:51</reject-jobdatetime>

<client-validation-result>P</client-validation-result>

<client-validation-datetime>2015-10-04 09:12:50</ client-validation-datetime>

<job-acceptance-result>P</job-acceptance-result>

<job-acceptance-datetime>2015-10-04 09:14:23</job-acceptance-datetime>

<insert-result>P</insert-result>

<insert-datetime>2015-10-04 09:14:59</insert-datetime>

<server-validation-result>P</server-validation-result>

<server-validation-datetime>2015-10-04 09:17:11</server-validation-datetime>

<qual-generated-result>P</qual-generated-result>

<qual-generated-datetime>2015-10-04 09:18:05</qual-generated-datetime>

<mail-group-id>1128775</mail-group-id>

<ps-server-validation-result>P</ps-server-validation-result>

<ps-server-validation-datetime>2015-10-04 09:18:25</ps-server-validation-datetime>

<error-code>0</error-code>

<error-message></error-message>

<warning-code>0</warning-code>

<warning-message></warning-message>

</record-type>

<record-type>

<version> 2.0</version>

<job-id> ScenarioXX </job-id>

<filename>Filename</filename>

<hdr-history-sequence-id>9998</hdr-history-sequence-id>

<verification-facility-zip-4>24022-9998</verification-facility-zip-4>

<submitter-crid>20488611</submitter-crid>

<receipt-datetime>2015-10-04 09:14:03</ receipt-datetime >

<reject-job-result>P</reject-job-result>

<reject-job-datetime>2015-10-04 09:10:51</reject-jobdatetime>

<client-validation-result>P</client-validation-result>

```

<client-validation-datetime>2015-10-04 09:12:50</ client-validation-datetime>
<job-acceptance-result>P</job-acceptance-result>
<job-acceptance-datetime>2015-10-04 09:14:23</job-acceptance-datetime>
<insert-result>P</insert-result>
<insert-datetime>2015-10-04 09:14:59</insert-datetime>
<server-validation-result>P</server-validation-result>
<server-validation-datetime>2015-10-04 09:17:11</server-validation-datetime>
<qual-generated-result>P</qual-generated-result>
<qual-generated-datetime>2015-10-04 09:18:05</qual-generated-datetime>
<mail-group-id>1128775</mail-group-id>
<ps-server-validation-result>P</ps-server-validation-result>
<ps-server-validation-datetime>2015-10-04 09:18:25</ps-server-validation-datetime>
<ps-generated-result>P</ps-generated-result>
<ps-generated-datetime>2015-10-04 09:19:58</ps-generated-datetime>
<rtp-tx-id>207160337</rtp-tx-id>
<container-status>R</container-status>
<container-id>000001</container-id>
<total-postage>1034.78</total-postage>
<total-pieces>980</total-pieces>
<total-copies>0</total-copies>
<incentive> </incentive>
<auto-fin-elig> N</auto-fin-elig>
<ECAN>92757900000000002071603376</ECAN>
<error-code>0</error-code>
<error-message></error-message>
<warning-code>0</warning-code>
<warning-message></warning-message>
</record-type>
</receipts>

```

The following is a billable level Enhanced XML receipt generated from a single job submission where a master postage statement was created that includes 3 children statements in ready to pay status, then cancelled via the BCG. The events include 1-Reject, 2-Validation, 3-Job Acceptance, 4-Insert, 5-Server Validation, 6-Qual Generated, 7-PS-Server Validation, 8-PS-Generated, 10 – PS-Cancelled.

```

<?xml version "1.0">
<receipts>
  <record-type>
    <version> 2.0</version>
    <job-id> ScenarioXX </job-id>
    <filename>Filename</filename>
    <hdr-history-sequence-id>9999</hdr-history-sequence-id>
    <verification-facility-zip-4>24022-9998</verification-facility-zip-4>
    <submitter-crid>20488611</submitter-crid>
    <receipt-datetime>2015-12-04 09:14:03</ receipt-datetime >
    <reject-job-result>P</reject-job-result>
    <reject-job-datetime>2015-12-04 09:10:51</reject-jobdatetime>
    <client-validation-result>P</client-validation-result>

```

```

<client-validation-datetime>2015-12-04 09:12:50</ client-validation-datetime>
<job-acceptance-result>P</job-acceptance-result>
<job-acceptance-datetime>2015-12-04 09:14:23</job-acceptance-datetime>
<insert-result>P</insert-result>
<insert-datetime>2015-12-04 09:14:59</insert-datetime>
<server-validation-result>P</server-validation-result>
<server-validation-datetime>2015-12-04 09:17:11</server-validation-datetime>
<qual-generated-result>P</qual-generated-result>
<qual-generated-datetime>2015-12-04 09:18:05</qual-generated-datetime>
<mail-group-id>1128775</mail-group-id>
<ps-server-validation-result>P</ps-server-validation-result>
<ps-server-validation-datetime>2015-12-04 09:18:25</ps-server-validation-datetime>
<ps-generated-result>P</ps-generated-result>
<ps-generated-datetime>2015-12-04 09:20:10</ps-generated-datetime>
<rtp-tx-id>207307028</rtp-tx-id>
<ps-cancelled-result>P</ps-cancelled-result>
<ps-cancelled-datetime>2015-12-04 10:05:17</ps-cancelled-datetime>
<container-status>R</container-status>
<container-id>000001</container-id>
<total-postage>359.48</total-postage>
<total-pieces>1592</total-pieces>
<total-copies>0</total-copies>
<incentive> </incentive>
<auto-fin-elig> N</auto-fin-elig>
<ECAN>92757900000000002071684597</ECAN>
<error-code>0</error-code>
<error-message></error-message>
<warning-code>0</warning-code>
<warning-message></warning-message>
</record-type>
</receipts>

```

## 8. Error Code Structure

All Mail.dat error messages for *PostalOne!* can be found on RIBBS under the current releases technical specifications and guides pages using the following path or by clicking [here](#).

Major/Minor Releases → 2017 Releases → Technical Specifications and Guides (for appropriate release) → Postal Service eDoc Error Codes heading. The file is provided in an MS Excel format that contains the following set of information.

| ERROR_CODE | ERROR_TYPE | LOCATION | CHANGE TYPE | RELEASE ADDED/UPDATED | ERROR_DISCRIPTION | ACTION |
|------------|------------|----------|-------------|-----------------------|-------------------|--------|
|------------|------------|----------|-------------|-----------------------|-------------------|--------|

|  |   |  |  |   |   |  |
|--|---|--|--|---|---|--|
| The error or warning code which will display in the client after validation or server processing of the Mail.dat files | Displays the error thrown as either an Error or a Warning | Location of where the error will throw in processing; pre-validation, client-validation, server validation | Type of change made to an error code; New, Unchanged, or Updated | Release an error code was added or modified | The error or warning message text which will also be displayed in the client after validation or server processing of the Mail.dat files. | Action or actions that can be taken to correct the issue causing the error or warning to be thrown |
|--|---|--|--|---|---|--|

## 8.1 Processing Order

Mail.dat submissions are processed in the following order: Mail.dat Client validation, Upload, and Server validations and processing.

### Mail.dat Client

Words in brackets and italics, such as (number), indicate a value automatically added to the error message by the *PostalOne!* system. For example, the maximum size of a specific field might be inserted if that maximum was exceeded.

### Mail.dat Pre-Validation Errors:

Pre-Validation errors are thrown prior to client side validations. These errors are thrown when data is setup incorrectly and does not meet the minimum requirements to begin client side validations.

Error messages may appear in one or more of the following places:

- In the Validation.log file. By default, the file is on the machine in C:\Validation.log. This option is only available to manual file processing users.
- In the batch processor logs. See Server#.log (# = 1 to n) for general status information, and User#.log (#1 = 1 to n) for transfer error messages containing the error codes and messages as shown in this section. This option is only available to batch processing users.
- In the Client application. To view error messages, select the Mail.dat submission from the Validation/Upload History screen. The details screen will display with the errors for that Mail.dat submission.

To assist in troubleshooting, database error messaging for Mail.dat validation has been updated to generate an error message documenting the specific data fields provided in the Mail.dat file submission when the statement does not map to any rates for each mail class

## 8.2 Issue Resolution

Some error messages will suggest a specific step to resolve the error, such as checking the client.config file, resubmitting the job, or correcting data (if a data issue is involved) and then resubmitting.

If no resolution is suggested:

- Verify the machine has the correct software and versions of the software.
- Verify any settings in the client.config file are correct. (Batch processing users only)
- Verify the Internet connection is available.
- Check the *PostalOne!* site to see if an outage has been posted.
- Verify the machine has sufficient memory for sending files of this size.
- Verify the all of the data being sent is in the correct format, and does not conflict with other data in the files or postal regulations for the claimed mail classes and rates. To successfully resolve a data issue, correct the data error(s) before resubmitting the file.

There are several issues with work-arounds to obtain the correct results. These work arounds affect the format of the Mail.dat file. In some cases the work around is to submit the postage statements manually. For manual postage

statement entry, while it is possible to allow the full-service discount where eligible, it is not possible to return the expected data (ACS or Start-the-Clock) for these mailings



## 9. Error Messages

This Section contains a list of error messages generated during manual or batch file processing. Error messages may appear in one or more of the following places:

- In the Validation.log file. By default, the file is on the machine in C:\Validation.log. This option is only available to manual file processing users.
- In the batch processor logs. See Server#.log (# = 1 to n) for general status information, and User#.log (#1 = 1 to n) for transfer error messages containing the error codes and messages as shown in this section. This option is only available to batch processing users.
- In the Client application. To view error messages, select the Mail.dat submission from the Validation/Upload History screen. The details screen will display with the errors for that Mail.dat submission.

To assist in troubleshooting, database error messaging for Mail.dat validation has been updated to generate an error message documenting the specific data fields provided in the Mail.dat file submission when the statement does not map to any rates for each mail class

### 9.1 Mail.dat Pre-validation Error Messages

This is a list of all the possible Mail.dat pre-validation error messages from the Mail.dat Client application.

| Error Code | Mail.dat Pre-validation Error Message   | Action   | Error Location |
|------------|---|--|----------------|
| N/A        | A <file name> was specified in the hdr file but cannot be found.  |  | Multiple Files |
| N/A        | Error loading Mail.dat specification. (This error occurs for several reasons one being a Mail.dat version that is not supported.)             |  | Multiple Files |
| N/A        | Your account does not have access eDoc Sender CRID:: <XXXXXXXX>   |  | .seg           |
| N/A        | The eDoc Sender CRID in the <XXXXXXXX> job does not match the eDoc Sender CRID in the Original job.   |  | .seg           |
| N/A        | The following files were specified in the hdr file but cannot be found: <files>   |  | Multiple Files |
| N/A        | .csm file must be included for this submission.   |  | .csm           |
| N/A        | When the Job ID and User License Code are the same, the .hdr/.seg eDoc Sender CRID cannot change across submissions. Update eDoc Sender CRID. |  | Multiple Files |
| 0591       | For File Updates Processing, an original Mail.dat must have been submitted before an update can be made.                                      | Submit an original job before attempting to submit an update job.  | Updates        |
| 0594       | This job cannot be deleted because of an associated finalized postage statement.  | Do not attempt to delete jobs when the postage statement for the corresponding job has been finalized.         | Deletes        |
| 0596       | For File Updates Processing, the .hdr Mail.dat Software Version field must match between the original job and update job submitted            | Populate the .hdr Mail.dat Software Version field with the same value for original and update job submissions. | Updates        |
| 3623       | <File name> File status <status> does not match the header file status <status>.  |  | .hdr           |
| 3624       | The original job getting inserted already exists.   | Change the Job ID in all files and resubmit the job.   | Multiple Files |

| Error Code | Mail.dat Pre-validation Error Message   | Action  | Error Location |
|------------|---|---|----------------|
| 3625       | The .hdr Header Historical Sequence Number field must be decremented for any updates to the original job. | Populate the .hdr Header Historical Sequence Number field with a value that is decremented from the original job. | .hdr           |
| 3673       | The job submitted is currently being processed.   | Allow original job to complete processing before submitting an update job.  | Multiple Files |
| 3997       | The .hdr User License Code field is required for all job submissions.                                     | Populate the .hdr User License Code field.  | .hdr           |
| 4034       | For all mailings, only the .pdr or .pbc file can be submitted in the same Mail.dat job.                   | Include only the .pdr or .pbc file for Full-Service or Mixed Service mailings.                                    | Multiple Files |
| 4283       | Identical job is currently being processed.   | Populate the Job ID field in every file and resubmit the job.   | Multiple Files |

**Table 9-1 Mail.dat Pre-validation Error Messages**

## 9.2 Mail.dat Client Error Messages

This is a list of all the possible Mail.dat Client file validation error messages from the Mail.dat Client.

| Error Code | Mail.dat Client Error Message   | Action   | Error Location |
|------------|---|--|----------------|
| 0002       | For Mixed Full-Service Processing, the .seg Class Defining Preparation value provided was {}; it must contain 1=First class, 2=Periodicals, 3=Std mail, 4=Pkg Services, or 6= Std/Bound Printed Matter/Periodicals Co-Mailings.   | Populate .seg Class Defining Preparation field with 1 = First Class, 2 = Periodicals, 3 = Std Mail, 4 = Pkg Services, or 6 = Std/Bound Printed Matter/Periodicals Co-Mailings. | .seg           |
| 0003       | For Mixed Full-Service Processing, the .mpu Mail Piece Unit – Rate Type value provided was {1}; it must contain B = Bound Printed Matter, R = Regular (US/MEX/CAN), N = Nonprofit, S = Science of Agriculture, C = Classroom, W = Science of Agriculture Limited Circulation, Y = Regular Limited Circulation, D = Parcel Select, or P = Parcel Post. | Populate the .mpu Mail Piece Unit – Rate Type field with B, R, N, S, C, W, Y, D, or P.   | .mpu           |
| 0004       | For Mixed Full-Service Processing, the .mpu Mail Piece Unit – Processing Category value provided was {}; it must contain LT = Letters, FL = Flats, or CD = Cards.   | Populate .mpu Mail Piece Unit – Processing Category field with LT = Letters, FL = Flats, or CD = Cards.  | .mpu           |
| 0006       | For Mixed Full-Service Processing, the .mpa Postage Payment Method contains an invalid value; it must contain P = Permit S = Stamp G = Govt – Fed (use Permit) L = Metered: Lowest C = Metered: Correct M = Metered: Neither or T = Per Pend (using Permit).  | Populate .mpa Postage Payment Method field with P, S, G, L, C, M or T.   | .mpa           |
| 0007       | The value provided For Mixed Full-Service Processing, the .cpt Component Class contains {}; it must contain 1 = First Class 2 = Periodicals 3 = Std Mail 4 = Pkg Services or 5 = Per Pending.   | Populate the .cpt Component – Class field with 1, 2, 3, 4, or 5.   | .cpt           |

| Error Code | Mail.dat Client Error Message  | Action  | Error Location |
|------------|--|---|----------------|
| 0008       | The value provided For Mixed Full-Service Processing, the .cpt Component Rate Type was {} when the .seg Class Defining Preparation field is populated with 1 = First Class ; it must contain R = Regular (US/MEX/CAN) N = Nonprofit M = Repositionable Component I = First Class Permit Reply Mail or Z – Included, part of host postage   | Populate .cpt Component – Rate Type field with R, N, M, I, or Z.                                    | .cpt           |
| 0009       | The value provided For Mixed Full-Service Processing, the .cpt Component Rate Type was {} when the .seg Class Defining Preparation field is populated with 2 = Periodicals; it must contain R = Regular (US/MEX/CAN) N = Nonprofit S = Science of Agriculture C = Classroom W = Science of Agriculture Limited Circulation Y = Regular Limited Circulation H = Per Ride-Along Z – Included, part of host postage or M = Repositionable Component   | Populate .cpt Component – Rate Type field with R, N, S, C, W, Y, H, Z or M.                         | .cpt           |
| 0012       | For MLOCR mailings, the jobs can only contain one segment record.  | Include only one segment record in data set.  | .seg           |
| 0013       | For MLOCR Mailings, the .seg Class Defining Preparation value provided was {1}; it must be populated with 1 = First Class or 3 = Standard Mail.  | Populate .seg Class Defining Preparation field with 1 = First Class or 3 = Standard Mail.           | .seg           |
| 0017       | For MLOCR Mailings, the .mpu Mail Piece Unit – Weight must be less than or equal to 1 ounce when the .mpu Mail Piece Unit – Processing Category is populated with LT = Letters or CD = Cards, the .mpa Postage Payment Method is populated with S = Stamp, and the .mpu Mail Piece Unit – Class field is populated with populated with 1 = First Class. The value provided was {1}.  | Populate the .mpu Mail Piece Unit – Weight field with a value that is less than or equal to 1 oz.   | Multiple files |
| 0018       | For MLOCR Mailings, the .mpu Mail Piece Unit – Weight must be less than or equal to 3.3 ounces when the .mpu Mail Piece Unit – Processing Category is populated with LT = Letters, the .mpa Postage Payment Method is populated with S = Stamp, and the .mpu Mail Piece Unit – Class field is populated with 3 = Std Mail. The value provided was {1}.   | Populate the .mpu Mail Piece Unit – Weight field with a value that is less than or equal to 3.3 oz. | Multiple files |
| 0019       | For MLOCR Mailings, the .mpu Mail Piece Unit – Weight must be less than or equal to 3.3 ounces when the .mpu Mail Piece Unit – Processing Category is populated with LT = Letters or CD = Cards, the .mpa Postage Payment Method is populated with L, C, P, G or M, the .mpu Mail Piece Unit – Class field is populated with 1 = First Class, and the .cqt Rate Category field is populated with E, L1, or L2. L = Metered: Lowest, C = Metered: Correct, P = Permit, G = Gov’t – Fed (use Permit), M = Metered: Neither, E = 5 Digit Barcode, L1 = AADC BC, L2 = MxAADC BC. | Populate the .mpu Mail Piece Unit – Weight field with a value that is less than or equal to 3.3 oz. | Multiple files |

| Error Code | Mail.dat Client Error Message  | Action  | Error Location |
|------------|--|---|----------------|
| 0020       | For MLOCR Mailings, the .mpu Mail Piece Unit – Weight must be less than or equal to 13 ounces when the .mpu Mail Piece Unit – Processing Category is populated with FL = Flats, the .mpa Postage Payment Method is populated with L, C, P, G or M, and the .mpu Mail Piece Unit – Class field is populated with 1. L = Metered: Lowest, C = Metered: Correct, P = Permit, G = Gov’t – Fed (use Permit), M = Metered: Neither, 1 = First Class. The value provided was {1}. | Populate the .mpu Mail Piece Unit – Weight field with a value that is less than or equal to 13 oz.  | Multiple files |
| 0021       | For MLOCR Mailings, the .mpu Mail Piece Unit – Weight must be less than or equal to 3.3 ounces when the .mpu Mail Piece Unit – Processing Category is populated with LT = Letters, the .mpa Postage Payment Method is populated with L, C, P, G or M, and the .mpu Mail Piece Unit – Class field is populated with 3. L = Metered: Lowest, C = Metered: Correct, P = Permit, G = Gov’t – Fed (use Permit), M = Metered: Neither, 3 = Std Mail.                             | Populate the .mpu Mail Piece Unit – Weight field with a value that is less than or equal to 3.3 oz.   | Multiple files |
| 0022       | For MLOCR Mailings, there cannot be more than 13 different weight increments when the .mpa Postage Payment Method field is populated with P, the .seg Class Defining Preparation field is populated with 1= First Class, and the .mpu Mail Piece Unit – Processing Category field is populated with FL=Flats.  | Do not include more than 13 different weight increments when the .mpa Postage Payment Method field is populated with P, the .seg Class Defining Preparation field is populated with 1, and the .mpu Mail Piece Unit – Processing Category field is populated with FL. | Multiple files |
| 0027       | For MLOCR Mailings, the .seg Barcode Verifier Indicator field value provided was {1}; it must contain either Y = Yes or N = No.  | Populate .seg Barcode Verifier Indicator field with Y = Yes or N = No.  | Multiple files |
| 0031       | For MLOCR Mailings, barcode data is not permitted in the .csm file when the .csm Container Type is set to M = Logical Pallet (MLOCR). The value provided was {1}.  | Do not include barcodes.  | Multiple files |
| 0032       | For MLOCR Mailings, the .mpa Postage Payment Method field value provided was {1}; it must contain L = Metered: Lowest C = Metered: Correct P = Permit M = Metered: Neither G = Gov’t – Fed (use Permit) or S = Stamp when the .seg Class Defining Preparation field is populated with 1 = First Class and the .mpu Mail Piece Unit – Processing Category field is populated with LT = Letters or CD = Cards.   | Populate .mpa Postage Payment Method field with L, C, P, M, G, or S.  | .mpa           |
| 0033       | For MLOCR Mailings, the .mpa Postage Payment Method field value provided was {1}; it must contain L = Metered: Lowest C = Metered: Correct P = Permit M = Metered: Neither G = Gov’t – Fed (use Permit) when the .mpu Mail piece Unit – Processing Category is populated with FL = Flats.  | Populate .mpa Postage Payment Method field with L, C, P, M, or G.   | .mpa           |
| 0034       | For MLOCR Mailings, the .mpu Mail Piece Unit – Class must match the class in the associated .seg and .cpt file(s).   | Populate the .mpu Mail Piece Unit – Class field with a value that is identical to that in the .seg and .cpt files   | Multiple files |

| <b>Error Code</b> | <b>Mail.dat Client Error Message</b>   | <b>Action</b>   | <b>Error Location</b> |
|-------------------|--|---|-----------------------|
| 0035              | For MLOCR Mailings, which are not Simple Mailings, there must be at least one container quantity record present in .cqt file and one package quantity record in the .pqt file for each container summary record present in the .csm file when container type is populated with L for logical tray. The value provided was {1}. | Include a .cqt record and .pqt record for each .csm record in a job, which is not a Simple Mailing.   | Multiple files        |
| 0036              | For MLOCR Mailings, the .mcr Additional Postage MPA ID field must be populated when the .mpa Postage Payment Method field is populated with G = Gov't – Fed (use Permit) S = Stamp C = Metered: Correct L = Metered: Lowest M = Metered: Neither .The value provided was {1}.  | Populate the .mcr Additional Postage MPA ID field when the .mpa Postage Payment Method field is populated with G, S, C, L, or M.                                    | Multiple files        |
| 0039              | For MLOCR Mailings, there must be at least one .mpu Mail Piece Unit – Processing Category populated with LT = Letters, FL = Flats, or CD = Cards for each segment record. The value provided was {1}.  | Populate the .mpa Mail Piece Unit – Processing Category field with LT = Letters, FL = Flats, or CD = Cards.   | Multiple files        |
| 0045              | For File Cancellation or Deletion Processing, this job could not be cancelled/deleted because component equivalents in jobs [list job numbers] refer to this job.  | Do not attempt to cancel or delete a job when there are .cpt Equivalent Component IDs in other jobs that are referenced.  | .cpt Multiple fields  |
| 0047              | For .cpt File Processing, the following fields must all be populated for an equivalent component to be defined that is referencing a different job: .cpt Equivalent User License Code, .cpt Equivalent Component Mail.dat Job ID, and .cpt Equivalent Component ID.  | Populate the .cpt Equivalent User License Code, .cpt Equivalent Component Mail.dat Job ID, and .cpt Equivalent Component ID fields.                                 | .cpt Multiple fields  |
| 0048              | For .cpt File Processing, when an equivalent component is defined within the same job the equivalent component ID must match to another component ID in the .cpt file.   | Populate the .cpt Equivalent Component ID field with a value that exists in the .cpt Component ID field.  | .cpt Multiple fields  |
| 0051              | The .cpt Job ID field does not match the .hdr Job ID field.  | Populate the .cpt Job ID field with a value that is identical to the .hdr Job ID field.   | Multiple files        |
| 0052              | Required Field Missing: Job ID is a required field in the .cpt file.   | Populate the .cpt Job ID field.   | .cpt                  |
| 0053              | Required Field Missing: Component ID is a required field in the .cpt file.   | Populate the .cpt Component ID field.   | .cpt                  |
| 0054              | Component – Periodical Ad Percentage and the Periodical Ad Percentage Status fields are required in the .cpt file when the .cpt Periodical Ad % Treatment field is populated with S = Carries own Ad Percentage . The value provided was {1}.  | Populate the .cpt Component – Periodical Ad Percentage and Periodical Ad Percentage Status fields when the .cpt Periodical Ad% Treatment field is populated with S. | .cpt                  |
| 0056              | Required Field Missing: Component Class is a required field in the .cpt file when .cpt Component Rate Type and .cpt Component Process Category are populated.  | Populate the .cpt Component – Class field when the .cpt Component – Rate Type and .cpt Component – Processing Category fields are populated.                        | .cpt                  |

| <b>Error Code</b> | <b>Mail.dat Client Error Message</b>  | <b>Action</b>  | <b>Error Location</b> |
|-------------------|---|--|-----------------------|
| 0057              | Required Field Missing: Component Rate Type is a required field in the .cpt file when .cpt Component Class and .cpt Component Process Category are populated. | Populate the .cpt Component – Rate Type field when the .cpt Component – Class and .cpt Component – Processing Category fields are populated. | .cpt                  |
| 0058              | Required Field Missing: Component Process Category is a required field in the .cpt file when .cpt Component Rate Type and .cpt Component Class are populated. | Populate the .cpt Component – Processing Category field when the .cpt Component – Rate Type and .cpt Component – Class fields are populated. | .cpt                  |
| 0059              | Required Field Missing: Periodical Issue Number is a required field in the .cpt file when .cpt Periodical Volume Number is populated.                         | Populate the .cpt Periodical Issue Number field when the .cpt Periodical Volume Number field is populated.                                   | .cpt                  |
| 0060              | Required Field Missing: CPT Record Status is a required field in the .cpt file.   | Populate the .cpt CPT Record Status field.   | .cpt                  |
| 0062              | Required Field Missing: Closing Character is a required field in the .cpt file.   | Populate the .cpt Closing Character field.   | .cpt                  |
| 0063              | Alphanumeric Data Type Error: Job ID must be an alphanumeric value in the .cpt file.  | Populate .cpt Job ID field with an alphanumeric value.   | .cpt                  |
| 0064              | Alphanumeric Data Type Error: Component Description must be an alphanumeric value in the .cpt file.   | Populate .cpt Component Description field with an alphanumeric value.  | .cpt                  |
| 0066              | The .cpt Mailer ID of Mail Owner field must be populated with an alphanumeric value.  | Populate .cpt Mailer ID of Mail Owner field with an alphanumeric value.  | .cpt                  |
| 0067              | The .cpt CRID of Mail Owner field must be populated with an alphanumeric value.   | Populate .cpt CRID of Mail Owner field with a numeric value.   | .cpt                  |
| 0069              | Alphanumeric Data Type Error: Periodical Volume Number must be an alphanumeric value in the .cpt file.  | Populate .cpt Periodical Volume Number field with an alphanumeric value.   | .cpt                  |
| 0070              | Alphanumeric Data Type Error: Periodical Issue Number must be an alphanumeric value in the .cpt file.   | Populate .cpt Periodical Issue Number field with an alphanumeric value.  | .cpt                  |
| 0071              | The .cpt Periodical Frequency field must be an alphanumeric value.  | Populate .cpt Periodical Frequency field with an alphanumeric value.   | .cpt                  |
| 0073              | The .cpt Equivalent User License Code field must be populated with an alphanumeric value.   | Populate .cpt Equivalent User License Code field with an alphanumeric value.   | .cpt                  |
| 0074              | The .cpt Equivalent Mail.dat Job ID field must be populated with an alphanumeric value.   | Populate .cpt Weight Equivalent Mail.dat Job ID field with an alphanumeric value.  | .cpt                  |
| 0075              | Alphanumeric Data Type Error: Weight Equivalent Component ID must be an alphanumeric value in the .cpt file.  | Populate .cpt Weight Equivalent Component ID field with an alphanumeric value.   | .cpt                  |
| 0079              | The .cpt Component Title field must be populated with an alphanumeric value.  | Populate .cpt Component Title field with an alphanumeric value.  | .cpt                  |
| 0080              | The .cpt User Option field must be populated with an alphanumeric value.  | Populate .cpt User Option field with an alphanumeric value.  | .cpt                  |
| 0081              | The .cpt Reserve field must be populated with an alphanumeric value.  | Populate .cpt Reserve field with an alphanumeric value.  | .cpt                  |
| 0082              | Numeric Data Type Error: Component – Weight must be a numeric value in the .cpt file.   | Populate .cpt Component – Weight field with a numeric value.   | .cpt                  |
| 0083              | Numeric Data Type Error: Component – Length must be a numeric value in the .cpt file.   | Populate .cpt Component – Length field with a numeric value.   | .cpt                  |



| <b>Error Code</b> | <b>Mail.dat Client Error Message</b>  | <b>Action</b>   | <b>Error Location</b> |
|-------------------|---|---|-----------------------|
| 0084              | Numeric Data Type Error: Component – Width must be a numeric value in the .cpt file.  | Populate .cpt Component – Width field with a numeric value.   | .cpt                  |
| 0085              | Numeric Data Type Error: Component – Thickness must be a numeric value in the .cpt file.  | Populate .cpt Component – Thickness field with a numeric value.   | .cpt                  |
| 0086              | Numeric Data Type Error: Component – Periodical Ad Percentage must be a numeric value in the .cpt file.   | Populate .cpt Component – Periodical Ad Percentage field with a numeric value.  | .cpt                  |
| 0087              | Numeric Data Type Error: Ad % Basis must be a numeric value in the .cpt file.   | Populate .cpt Ad% Basis field with a numeric value.   | .cpt                  |
| 0089              | Date Data Type Error: Periodical Issue Date must be a valid date formatted as YYYYMMDD in the .cpt file.  | Populate .seg Automation Coding Date field with a valid date formatted as YYYYMMDD.   | .cpt                  |
| 0090              | The value provided for the .cpt Component – Weight: Source field was {1}; it must contain A = Agent (real-time), C = Calculated (formula), P = Postal (clerk), or L = Logical (implied from rate).  | Populate the .cpt Component – Weight: Source field with A, C, P, or L.  | .cpt                  |
| 0091              | The value provided for the .cpt Component – Weight: Status field was {1}; it must contain N = None Given, P = Pending, F = Final or M = Manifest Weight as function of Rate Interval (not actual).  | Populate the .cpt Component – Weight: Status field with N, P, F, or M.  | .cpt                  |
| 0093              | The value provided for the .cpt Component – Class field was {1}; it must contain 1 = First Class 2 = Periodicals 3 = Std Mail 4 = Pkg Services 5 = Per Pending or 9 = Other.  | Populate the .cpt Component – Class field with 1, 2, 3, 4, 5, or 9.   | .cpt                  |
| 0095              | The value provided for the .cpt Component – Processing Category field was {1}; for domestic mailings it must contain LT = Letter FL = Flat CD = Card CM = Custom Mail NP = Non Machinable Parcels MP = Machinable Parcel IR = Irregular Parcel NA = NFM with piece weight < 6oz NB = NFM with piece weight > 6 oz. or PF = Parcel, First Class. | Populate the .cpt Component – Processing Category field with LT = Letter FL, CD, CM, NP, MP, IR, NA, NB, or PF.                         | .cpt                  |
| 0097              | The value provided for the .cpt Periodical Ad % Treatment field was {1}; it must contain B = Ad % not counted, CPT weight added to base piece, S = Carries own Ad Percentage, or N = Not applicable when the .cpt Component – Periodical Ad Percentage field is populated.  | Populate the .cpt Periodical Ad% Treatment field with B, S, or N when the .cpt Component – Periodical Ad Percentage field is populated. | .cpt                  |
| 0099              | The value provided for the .cpt Equivalent Component Type field was {1} ; it must contain W = Weight; B = Both Weight and Ad%; or Blank = None.   | Populate the .cpt Equivalent Component Type field with W, B, or leave blank.  | .cpt                  |
| 0101              | For .cpt File Processing, the .cpt Closing Character field contains an invalid value; it must contain #.  | Remove all characters after the .cpt Closing Character.   | .cpt                  |
| 0110              | There can be no characters after the .cpt Closing Character.  | Remove all characters after the .cpt Closing Character.   | .cpt                  |
| 0112              | The .mpa Job ID does not match the .hdr Job ID field.   | Populate the .mpa Job ID field with the value that is populated in the .hdr Job ID field.   | Multiple files        |
| 0113              | Required Field Missing: Job ID is a required field in the .mpa file.  | Populate the .mpa Job ID field.   | .mpa                  |



| <b>Error Code</b> | <b>Mail.dat Client Error Message</b>   | <b>Action</b>   | <b>Error Location</b> |
|-------------------|--|---|-----------------------|
| 0114              | Required Field Missing: Unique Sequence/Grouping ID is a required field in the .mpa file.                              | Populate that MPA Unique Sequence/Grouping ID field.  | .mpa                  |
| 0115              | Required Field Missing: Permit ZIP+4 is a required field in the .mpa file.   | Populate the .mpa Permit ZIP+4 field.   | .mpa                  |
| 0116              | Required Field Missing: Postage Payment Option is a required field in the .mpa file.                                   | Populate the .mpa Postage Payment Option field.   | .mpa                  |
| 0119              | Required Field Missing: MPA Record Status is a required field in the .mpa file.  | Populate the .mpa MPA Record Status field.  | .mpa                  |
| 0120              | Required Field Missing: Closing Character is a required field in the .mpa file.  | Populate the .mpa Closing Character field.  | .mpa                  |
| 0121              | The .mpa Job ID field must be populated with an alphanumeric value.  | Populate the .mpa Job ID field with an alphanumeric value.  | .mpa                  |
| 0123              | The .mpa MPA Description field must be populated with an alphanumeric value (when populated).                          | Populate the .mpa MPA Description field with an alphanumeric value when populated.                          | .mpa                  |
| 0124              | The .mpa USPS Publication Number field must be populated with an alphanumeric value (when populated).                  | Populate the .mpa USPS Publication Number field with an alphanumeric value when populated.                  | .mpa                  |
| 0125              | The .mpa Permit Number field must be populated with an alphanumeric value (when populated).                            | The .mpa Permit Number field must be populated with an alphanumeric value (when populated).                 | .mpa                  |
| 0128              | The .mpa Reserve field must be populated with an alphanumeric value (when populated).                                  | Populate the .mpa Reserve field with an alphanumeric value when populated.                                  | .mpa                  |
| 0133              | The .mpa Federal Agency Cost Code field must be populated with an alphanumeric value (when populated).                 | Populate the .mpa Federal Agency Cost Code field with an alphanumeric value when populated.                 | .mpa                  |
| 0134              | The .mpa Non-Profit Authorization Number field must be populated with an alphanumeric value (when populated).          | Populate the .mpa Non-Profit Authorization Number field with an alphanumeric value when populated.          | .mpa                  |
| 0135              | The .mpa Title field must be populated with an alphanumeric value (when populated).                                    | Populate the .mpa Title field with an alphanumeric value when populated.                                    | .mpa                  |
| 0136              | The .mpa Mailer ID of Mail Owner field must be populated with an alphanumeric value (when populated).                  | Populate the .mpa Mailer ID of Mail Owner field with an alphanumeric value when populated.                  | .mpa                  |
| 0137              | The .mpa CRID of Mail Owner field must be a numeric value (when populated).  | Populate the .mpa CRID of Mail Owner field with a numeric value when populated.                             | .mpa                  |
| 0138              | Alphanumeric Data Type Error: Mailer ID of Preparer must be an alphanumeric value in the .mpa file (when populated).   | Populate the .mpa Mailer ID of Preparer field with a numeric value when populated.                          | .mpa                  |
| 0139              | The .mpa CRID of Preparer field must be populated with a numeric value (when populated).                               | Populate the .mpa CRID of Preparer field with a numeric value when populated.                               | .mpa                  |
| 0140              | The .mpa User Option Field must be populated with an alphanumeric value (when populated).                              | Populate the .mpa User Option Field with an alphanumeric value when populated.                              | .mpa                  |
| 0141              | The .mpa Mail Owner's Lcl Permit Ref Num/Int'l Bill Num field must be populated with a numeric value (when populated). | Populate the .mpa Mail Owner's Lcl Permit Ref Num/Int'l Bill Num field with a numeric value when populated. | .mpa                  |

| <b>Error Code</b> | <b>Mail.dat Client Error Message</b>  | <b>Action</b>  | <b>Error Location</b> |
|-------------------|---|--|-----------------------|
| 0144              | The .mpa Mail Owner's Lcl Permit Ref Num/Int'l Bill Num – Type field contains an invalid value; it must contain S = Stamp M = Meter P = Permit G = Gov't – Fed (using Permit) V = Virtual Reference Number or H = Government Meter. The value provided was {1}. | Populate the .mpa Mail Owner's Lcl Permit Ref Num/Int'l Bill Num – Type field with S, M, P, G, V, or H when populated.   | .mpa                  |
| 0145              | The .mpa Postage Payment Option field value provided was {1}; it must contain C = CPP V = PVDS T = CAPS D = Debit O = Other or B = Billing(when populated).   | Populate the .mpa Postage Payment Option field with C, V, T, D, O, or B when populated.  | .mpa                  |
| 0146              | The .mpa Postage Payment Method field value provided was {1}; it must contain S = Stamp, M = Metered: Neither, P = Permit, I = Partial Permit Imprint, T = Per Pend (using permit), G = Gov't – Fed (use permit), L = Metered: Lowest, or C = Metered: Correct. | Populate the .mpa Postage Payment Method field with S, M, P, I, T, G, L, or C.   | .mpa                  |
| 0151              | The .mpa MPA Record Status field value provided was {1}; it must contain O = Original , D = Delete or U = Update.   | Populate the .mpa MPA Record Status field with O, D, or U.   | .mpa                  |
| 0152              | The .mpa Permit ZIP+4 field is not valid, update to a valid value.  | Populate the .mpa Permit ZIP+4 field with a .mpa Permit Number at a Post Office location.  | .mpa                  |
| 0154              | There is an invalid .mpa Permit Number and .mpa Postage Payment Method combination; the Permit Number must reference an active permit for the associated payment method at the .mpa Permit ZIP+4 code in the .mpa file.   | Populate the .mpa Permit Number field with a Permit Number that references an active permit for the associated .mpa Postage Payment Method.                      | .mpa                  |
| 0155              | The .mpa Closing Character field provided was {1}; it must be a #.  | Populate the .mpa Closing Character field with #.  | .mpa                  |
| 0156              | Required Field Missing: Mail Owner's Lcl Permit Ref Num/ Int'l Bill Num – Type is a required field when Mail Owner's Lcl Permit Ref Num/ Int'l Bill Num is populated.   | Populate the .mpa Mail Owner's Lcl Permit Ref Num/ Int'l Bill Num – Type field when the .mpa Mail Owner's Lcl Permit Ref Num/ Int'l Bill Num field is populated. | .mpa Multiple fields  |
| 0158              | Only one field between the .mpa USPS Publication Number and .mpa Permit Number may be populated in one record.  | Populate either the .mpa USPS Publication Number field or the .mpa Permit Number field.  | .mpa Multiple fields  |
| 0160              | Populate either the .mpa USPS Publication Number field or the .mpa Permit Number field.   | Populate the .mpa Permit ZIP+4 field with a value that maps back to a single finance number.   | Multiple files        |
| 0164              | There must be no characters after the .mpa Closing Character.   | Remove all characters after the .mpa Closing Character.  | .mpa                  |
| 0224              | Required Field Missing: Job ID is a required field in the .pdr file.  | Populate the .pdr Job ID field.  | .pdr                  |
| 0225              | Required Field Missing: CQT Database ID is a required field in the .pdr file.   | Populate the .pdr CQT Database ID field.   | .pdr                  |
| 0226              | Required Field Missing: Package ID is a required field in the .pdr file.  | Populate the .pdr Package ID field.  | .pdr                  |
| 0228              | Required Field Missing: PDR Record Status is a required field in the .pdr file.   | Populate the .pdr PDR Record Status field.   | .pdr                  |
| 0229              | Required Field Missing: Closing Character is a required field in the .pdr file.   | Populate the .pdr Closing Character field.   | .pdr                  |

| <b>Error Code</b> | <b>Mail.dat Client Error Message</b>  | <b>Action</b>   | <b>Error Location</b> |
|-------------------|---|---|-----------------------|
| 0230              | Job ID must be populated with an alphanumeric value in the .pdr file.   | Populate the .pdr Job ID field with an alphanumeric value.  | .pdr                  |
| 0231              | The .pdr Package ID field must be populated with an alphanumeric value.   | Populate the .pdr Package ID field with an alphanumeric value.                                      | .pdr                  |
| 0232              | The .pdr Piece Barcode field must be populated with an alphanumeric value.  | Populate the .pdr Piece Barcode field with an alphanumeric value.                                   | .pdr                  |
| 0234              | The .pdr USPS Signature Tracking ID field must be populated with an alphanumeric value (when populated).  | Populate the .pdr USPS Signature Tracking ID field with an alphanumeric value when populated.       | .pdr                  |
| 0237              | The .pdr Machine ID field must be populated with an alphanumeric value (when populated).  | Populate the .pdr Machine ID field with an alphanumeric value when populated.                       | .pdr                  |
| 0238              | The .pdr Mailer ID of Barcode Applicator field must be populated with an alphanumeric value (when populated).   | Populate the .pdr Mailer ID of Barcode Applicator field with an alphanumeric value when populated.  | .pdr                  |
| 0241              | The .pdr IM/TM/ Barcode field must be populated with an alphanumeric value (when populated).  | Populate the .pdr IM/TM/ Barcode field with an alphanumeric value when populated.                   | .pdr                  |
| 0242              | The .pdr CQT Database ID field must be populated with a numeric value.  | Populate the .pdr CQT Database ID field with a numeric value.                                       | .pdr                  |
| 0244              | Numeric Data Type Error: Mailer ID of Mail Owner must be a numeric value in the .pdr file (when populated).   |   | .pdr                  |
| 0246              | The .pdr Line-Of-Travel Sequence Number field must be populated with a numeric value (when populated).  | Populate the .pdr Line-Of-Travel Sequence Number field with a numeric value when populated.         | .pdr                  |
| 0247              | The .pdr Walk Sequence Number must be populated with a numeric value (when populated).  | Populate the .pdr Walk Sequence Number field with a numeric value when populated.                   | .pdr                  |
| 0251              | For .pdr File Processing, the .pdr Piece Barcode contains an invalid value; it must contain a 5, 9, or 11 digit value (when populated).   | Populate the .pdr Piece Barcode field with a 5, 9, or 11 digit value when populated.                | .pdr                  |
| 0254              | The .pdr Wasted or Shortage Piece Indicator field value provided was {1}; it must contain W = Wasted piece produced but was spoiled, S = Shortage – piece NOT produced, X = Wasted piece and postage adjustment should NOT be triggered, or T = Shortage pieces not produced and postage adjustment should NOT be triggered (when populated). | Populate the .pdr Wasted or Shortage Piece Indicator field with W, S, X, or T (when populated).     | .pdr                  |
| 0255              | The Wasted Piece Indicator contains an invalid value; it must contain Y or Blank.   |   | .pdr                  |
| 0256              | The .pdr PDR Record Status value provided was {1}; it must contain O = Original, D = Delete, I = Insert, or U = Update.   | Populate the .pdr PDR Record Status field with O = Original, D = Delete, I = Insert, or U = Update. | .pdr                  |
| 0259              | The .pdr Closing Character value provided was {1}; it must contain #.   | Populate the .pdr Closing Character field with #.   | .pdr                  |
| 0263              | There can be no characters after the .pdr Closing Character.  | Remove all characters after the .pdr Closing Character.   | .pdr                  |
| 0402              | Required Field Missing: Job ID is a required field in the .hdr file.  | Populate the .hdr Job ID field.   | .hdr                  |
| 0404              | Required Field Missing: Header History Sequence Number is a required field in the .hdr file.  | Populate the .hdr Header History Sequence Number field.   | .hdr                  |

| <b>Error Code</b> | <b>Mail.dat Client Error Message</b>  | <b>Action</b>  | <b>Error Location</b> |
|-------------------|---|--|-----------------------|
| 0405              | Required Field Missing: Header History Status is a required field in the .hdr file.                   | Populate the .hdr Header History Status field.                   | .hdr                  |
| 0406              | Required Field Missing: Historical Job ID is a required field in the .hdr file.                       | Populate the .hdr Historical Job ID field.                       | .hdr                  |
| 0408              | Required Field Missing: Job Name/Title and Issue is a required field in the .hdr file.                | Populate the .hdr Job Name/Title field.                          | .hdr                  |
| 0409              | Required Field Missing: File Source is a required field in the .hdr file.                             | Populate the .hdr File Source field.                             | .hdr                  |
| 0411              | Required Field Missing: Contact Name is a required field in the .hdr file.                            | Populate the .hdr Contact Name field.                            | .hdr                  |
| 0412              | Required Field Missing: Contact Telephone Number is a required field in the .hdr file.                | Populate the .hdr Contact Telephone Number field.                | .hdr                  |
| 0413              | Required Field Missing: Date Prepared is a required field in the .hdr file.                           | Populate the .hdr Date Prepared field.                           | .hdr                  |
| 0414              | Required Field Missing: Time Prepared is a required field in the .hdr file.                           | Populate the .hdr Time Prepared field.                           | .hdr                  |
| 0416              | Required Field Missing: Segment Record Count is a required field in the .hdr file.                    | Populate the .hdr Segment Record Count field.                    | .hdr                  |
| 0417              | Required Field Missing: Segment File Status is a required field in the .hdr file.                     | Populate the .hdr Segment File Status field.                     | .hdr                  |
| 0418              | Required Field Missing: Mail Piece Unit Record Count is a required field in the .hdr file.            | Populate the .hdr Mail Piece Unit Record Count field.            | .hdr                  |
| 0419              | Required Field Missing: Mail Piece Unit File Status is a required field in the .hdr file.             | Populate the .hdr Mail Piece Unit File Status field.             | .hdr                  |
| 0420              | MPU Mail piece unit/C Component Relationship Record Count is a required field in the .hdr file.       | Populate the .hdr MPU / C Relationship Record Count field.       | .hdr                  |
| 0421              | MPU Mail piece unit/C Component Relationship File Status is a required field in the .hdr file.        | Populated the .hdr MPU / C Relationship File Status field.       | .hdr                  |
| 0422              | Required Field Missing: Mailer Postage Account Record Count is a required field in the .hdr file.     | Populate the .hdr Mailer Postage Account Record Count Field.     | .hdr                  |
| 0423              | Required Field Missing: Mailer Postage Account File Status is a required field in the .hdr file.      | Populate the .hdr Mailer Postage Account File Status field.      | .hdr                  |
| 0424              | Required Field Missing: Component Record Count is a required field in the .hdr file.                  | Populate the .hdr Component Record Count field.                  | .hdr                  |
| 0425              | Required Field Missing: Component File Status is a required field in the .hdr file.                   | Populate the .hdr Component File Status field.                   | .hdr                  |
| 0428              | Required Field Missing: Container Quantity Record Count is a required field in the .hdr file.         | Populate the .hdr Container Quantity Record Count field.         | .hdr                  |
| 0429              | Required Field Missing: Container Quantity File Status is a required field in the .hdr file.          | Populate the .hdr Container Quantity File Status field.          | .hdr                  |
| 0430              | Required Field Missing: Package Quantity Record Count is a required field in the .hdr file.           | Populate the .hdr Package Quantity Record Count field.           | .hdr                  |
| 0431              | Required Field Missing: Package Quantity File Status is a required field in the .hdr file.            | Populate the .hdr Package Quantity File Status field.            | .hdr                  |
| 0432              | Required Field Missing: Walk Sequence Record Count is a required field in the .hdr file.              | Populate the .hdr Walk Sequence Record Count field.              | .hdr                  |
| 0433              | Required Field Missing: Walk Sequence File Status is a required field in the .hdr file.               | Populate the .hdr Walk Sequence File Status field.               | .hdr                  |
| 0434              | Required Field Missing: Special Fee/Charge Barcode Record Count is a required field in the .hdr file. | Populate the .hdr Special Fee/Charge Barcode Record Count field. | .hdr                  |

| <b>Error Code</b> | <b>Mail.dat Client Error Message</b>  | <b>Action</b>   | <b>Error Location</b> |
|-------------------|---|---|-----------------------|
| 0435              | Required Field Missing: Special Fee/Charge Barcode Status is a required field in the .hdr file.   | Populate the .hdr Special Fee/Charge Barcode Status field.                        | .hdr                  |
| 0436              | Required Field Missing: Piece Detail Record Count is a required field in the .hdr file.   | Populate the .hdr Piece Detail Record Count field.                                | .hdr                  |
| 0437              | Required Field Missing: Piece Detail File Status is a required field in the .hdr file.  | Populate the .hdr Piece Detail File Status field.                                 | .hdr                  |
| 0438              | Required Field Missing: Special Fee/Charge Record Count is a required field in the .hdr file.   | Populate the .hdr Special Fee/Charge Record Count field.                          | .hdr                  |
| 0439              | Required Field Missing: Special Fee/Charge File Status is a required field in the .hdr file.  | Populate the .hdr Special Fee/Charge File Status field.                           | .hdr                  |
| 0445              | Required Field Missing: Postage Adjustment File Status is a required field in the .hdr file.  | Populate the .hdr Postage Adjustment File Status field.                           | .hdr                  |
| 0450              | Required Field Missing: Original Container Identification Record Count is a required field in the .hdr file.  | Populate the .hdr Original Container Identification Record Count field.           | .hdr                  |
| 0451              | Mail.dat Presentation Category is a required field in the .hdr file. The .hdr Mail.dat Presentation Category value provided was {1} ; it must contain M = MLOCR P = Conventional Presort. | Populate the .hdr Mail.dat Presentation Category field.                           | .hdr                  |
| 0452              | Required Field Missing: Original Software Vendor Name is a required field in the .hdr file.   | Populate the .hdr Original Software Vendor Name field.                            | .hdr                  |
| 0453              | Required Field Missing: Original Software Products Name is a required field in the .hdr file.   | Populate the .hdr Original Software Products Name field.                          | .hdr                  |
| 0454              | Required Field Missing: Original Software Version is a required field in the .hdr file.   | Populate the .hdr Original Software Version field.                                | .hdr                  |
| 0455              | Original Software Version is a required field in the .hdr file.   | Populate the .hdr Original Software Vendor's Email field.                         | .hdr                  |
| 0456              | Required Field Missing: Mail.dat Software Vendor Name is a required field in the .hdr file.   | Populate the .hdr Mail.dat Software Vendor Name field.                            | .hdr                  |
| 0457              | Required Field Missing: Mail.dat Software Product's Name is a required field in the .hdr file.  | Populate the .hdr Mail.dat Software Product's Name field.                         | .hdr                  |
| 0459              | Required Field Missing: Contact Email is a required field in the .hdr file.   | Populate the .hdr Contact Email field.  | .hdr                  |
| 0460              | Required Field Missing: Closing Character is a required field in the .hdr file.   | Populate the .hdr Closing Character field.  | .hdr                  |
| 0461              | Alphanumeric Data Type Error: Job ID must be an alphanumeric value in the .hdr file.  | Populate the .hdr Job ID field with an alphanumeric value.                        | .hdr                  |
| 0462              | Alphanumeric Data Type Error: Historical Job ID must be an alphanumeric value in the .hdr file.   | Populate the .hdr Historical Job ID field with an alphanumeric value.             | .hdr                  |
| 0463              | Alphanumeric Data Type Error: Licensed User's Job Number must be an alphanumeric value in the .hdr file.  | Populate the .hdr Licensed User's Job Number field with an alphanumeric value.    | .hdr                  |
| 0464              | Alphanumeric Data Type Error: Job Name/Title and Issue must be an alphanumeric value in the .hdr file.  | Populate the .hdr Job Name/Title field with an alphanumeric value.                | .hdr                  |
| 0465              | Alphanumeric Data Type Error: File Source must be an alphanumeric value in the .hdr file.   | Populate the .hdr File Source field with an alphanumeric value.                   | .hdr                  |
| 0469              | Alphanumeric Data Type Error: Original Software Vendor Name must be an alphanumeric value in the .hdr file.   | Populate the .hdr Original Software Vendor Name field with an alphanumeric value. | .hdr                  |



| <b>Error Code</b> | <b>Mail.dat Client Error Message</b>   | <b>Action</b>   | <b>Error Location</b> |
|-------------------|--|---|-----------------------|
| 0470              | Alphanumeric Data Type Error: Original Software Product Name must be an alphanumeric value in the .hdr file.   | Populate the .hdr Original Software Products Name field with an alphanumeric value.   | .hdr                  |
| 0472              | Alphanumeric Data Type Error: Original Software Vendor's Email must be an alphanumeric value in the .hdr file; following the format <a href="#">xxxxx@xxxx.xxx</a> . | Populate the .hdr Original Software Vendor's Email field with an alphanumeric value formatted as <a href="#">xxxxx@xxxx.xxx</a> . | .hdr                  |
| 0473              | Alphanumeric Data Type Error: Mail.dat Software Vendor Name must be an alphanumeric value in the .hdr file.  | Populate the .hdr Mail.dat Software Vendor Name field with an alphanumeric value.   | .hdr                  |
| 0474              | Alphanumeric Data Type Error: Mail.dat Software Product's Name must be an alphanumeric value in the .hdr file.   | Populate the .hdr Mail.dat Software Product's Name field with an alphanumeric value.  | .hdr                  |
| 0475              | Alphanumeric Data Type Error: Mail.dat Software Version must be an alphanumeric value in the .hdr file.  | Populate the .hdr Mail.dat Software Version field with an alphanumeric value.   | .hdr                  |
| 0476              | Alphanumeric Data Type Error: Mail.dat Software Vendor's Email must be an alphanumeric value in the .hdr file.   | Populate the .hdr Mail.dat Software Vendor's Email field with an alphanumeric value formatted as <a href="#">xxxxx@xxxx.xxx</a> . | .hdr                  |
| 0477              | Alphanumeric Data Type Error: Contact Email must be expressed in valid email format (i.e. userid@hostname.domain) in the .hdr file.                                  | Populate the .hdr Contact Email field with an alphanumeric value formatted as <a href="#">xxxxx@xxxx.xxx</a> .                    | .hdr                  |
| 0479              | Alphanumeric Data Type Error: User Option must be an alphanumeric value in the .hdr file.  | Populate the .hdr User Option Field with an alphanumeric value.   | .hdr                  |
| 0480              | Alphanumeric Data Type Error: Reserve must be an alphanumeric value in the .hdr file.  |   | .hdr                  |
| 0482              | Numeric Data Type Error: Header History Sequence Number must be a numeric value in the .hdr file.  | Populate the .hdr Header History Sequence Number field with a numeric value.  | .hdr                  |
| 0484              | Numeric Data Type Error: Segment Record Count must be a numeric value in the .hdr file.  | Populate the .hdr Segment Record Count field with a numeric value.  | .hdr                  |
| 0485              | Numeric Data Type Error: Mail Piece Unit Record Count must be a numeric value in the .hdr file.  | Populate the .hdr Mail Piece Unit Record Count field with a numeric value.  | .hdr                  |
| 0486              | The .hdr MPU(Mail piece unit / C component ID Relationship Record Count field must be populated with a numeric value.  | Populate MPU/C Relationship Record Count with a numeric value.  | .hdr                  |
| 0487              | Numeric Data Type Error: Mailer Postage Account Record Count must be a numeric value in the .hdr file.   | Populate the .hdr Mailer Postage Record Count field with a numeric value.   | .hdr                  |
| 0488              | Numeric Data Type Error: Component Record Count must be a numeric value in the .hdr file.  | Populate the .hdr Component Record Count field with a numeric value.  | .hdr                  |
| 0489              | Numeric Data Type Error: Container Summary Record Count must be a numeric value in the .hdr file.  | Populate the .hdr Container Summary Record Count field with a numeric value.  | .hdr                  |
| 0490              | Numeric Data Type Error: Container Quantity Record Count must be a numeric value in the .hdr file.   | Populate the .hdr Container Quantity Record Count field with a numeric value.   | .hdr                  |
| 0491              | Numeric Data Type Error: Package Quantity Record Count must be a numeric value in the .hdr file.   | Populate the .hdr Package Quantity Record Count field with a numeric value.   | .hdr                  |

| <b>Error Code</b> | <b>Mail.dat Client Error Message</b>   | <b>Action</b>  | <b>Error Location</b> |
|-------------------|--|--|-----------------------|
| 0492              | Numeric Data Type Error: Walk Sequence Record Count must be a numeric value in the .hdr file.  | Populate the .hdr Walk Sequence Record Count field with a numeric value.   | .hdr                  |
| 0493              | Numeric Data Type Error: Special Fee/Charge Barcode Record Count must be a numeric value in the .hdr file.   | Populate the .hdr Special Fee/Charge Barcode Record Count field with a numeric value.  | .hdr                  |
| 0494              | Numeric Data Type Error: Piece Detail Record Count must be a numeric value in the .hdr file.   | Populate the .hdr Piece Detail Record Count field with a numeric value.  | .hdr                  |
| 0495              | Numeric Data Type Error: Special Fee/Charge Record Count must be a numeric value in the .hdr file.   | Populate the .hdr Special Fee/Charge Record Count field with a numeric value.  | .hdr                  |
| 0498              | Numeric Data Type Error: Postage Adjustment Record Count must be a numeric value in the .hdr file.   | Populate the .hdr Postage Adjustment Record Count field with a numeric value.  | .hdr                  |
| 0501              | Numeric Data Type Error: Original Container Identification Record Count must be a numeric value in the .hdr file.  | Populate the .hdr Original Container Identification Record Count field with a numeric value.   | .hdr                  |
| 0502              | The .hdr Software Vendor's ZAP field must be populated with a numeric value.   | Populate the .hdr Software Vendor's ZAP field with a numeric value.  | .hdr                  |
| 0503              | Date Prepared is a required field in the .hdr file. The .hdr Date Prepared field must be populated with a valid date value formatted as YYYYMMDD.  | Populate the .hdr Date Prepared field with a valid date formatted as YYYYMMDD.   | .hdr                  |
| 0505              | The .hdr Time Prepared field must be populated with an alphanumeric value formatted as HH:MM.  | Populate the .hdr Time Prepared field with an alphanumeric value formatted as HH:MM.   | .hdr                  |
| 0509              | Header History Status is a required field in the .hdr file. The .hdr Header History Status value provided was {1}; one record must contain C = Current.  | Populate the .hdr Header History Status field with C = Current for one record in the file.   | .hdr                  |
| 0510              | For .hdr File Processing, the .hdr User License Code contains an invalid value; it must begin with an alphabetic character.  | Populate the .hdr User License Code field with a value that begins with an alphabetic character.                                     | .hdr                  |
| 0511              | For .hdr File Processing, the .hdr User License Code cannot contain any spaces or special characters and it cannot be case sensitive.  | Populate the .hdr User License Code field with a value that does not include spaces or special characters and is not case sensitive. | .hdr                  |
| 0516              | The .hdr Segment File Status field value provided was {1}; it must contain O = original , N = None Transmitted, D = Delete Entire File, C = Change Individual Records, or U = Update Individual Records.   | Populate the .hdr Segment File Status field with O = Original, N = None, D = Delete, C = Change, U = Update.                         | .hdr                  |
| 0517              | Mail Piece Unit File Status is a required field in the .hdr file. The .hdr Mail Piece Unit File Status field value provided was {1}; it must contain O = original , N = None Transmitted, D = Delete Entire File, C = Change Individual Records, or U = Update Individual Records. | Populate the .hdr Mail Piece Unit File Status field with O = Original, N = None, D = Delete, C = Change, U = Update.                 | .hdr                  |
| 0518              | The .hdr MPU / C Relationship File Status field value provide was {1}; it must contain O = original , N = None Transmitted, D = Delete Entire File, C = Change Individual Records, or U = Update Individual Records.   | Populate the .hdr MPU / C Relationship File Status field with O = Original, N = None, D = Delete, C = Change, U = Update.            | .hdr                  |



| <b>Error Code</b> | <b>Mail.dat Client Error Message</b>   | <b>Action</b>   | <b>Error Location</b> |
|-------------------|--|---|-----------------------|
| 0519              | The .hdr Mailer Postage Account File Status field value provided was {1}; it must contain O = original , N = None Transmitted, D = Delete Entire File, C = Change Individual Records, or U = Update Individual Records.  | Populate the .hdr Mailer Postage Account File Status field with O = Original, N = None, D = Delete, C = Change, U = Update. | .hdr                  |
| 0520              | Component File Status is a required field in the .hdr file. The .hdr Component File Status field value provided was {1}; it must contain O = original, N = None Transmitted, D = Delete Entire File, C = Change Individual Records, or U = Update Individual Records.                  | Populate the .hdr Component File Status field with O = Original, N = None, D = Delete, C = Change, U = Update.              | .hdr                  |
| 0521              | Container Summary File Status is a required field in the .hdr file. The .hdr Container Summary File Status field value provided was {1}; it must contain O = original , N = None Transmitted, D = Delete Entire File, C = Change Individual Records, or U = Update individual Records. | Populate the .hdr Container Summary File Status field with O = Original, N = None, D = Delete, C = Change, U = Update.      | .hdr                  |
| 0522              | Container Quantity File Status is a required field in the .hdr file. The .hdr Container Quantity File Status field value provided was {1}; it must contain O = original , N = None Transmitted, D = Delete Entire File, C = Change Individual Records, or U = Up.                      | Populate the .hdr Container Quantity File Status field with O = Original, N = None, D = Delete, C = Change, U = Update.     | .hdr                  |
| 0523              | The .hdr Package Quantity File Status field value provided was {1}; it must contain O = original , N = None Transmitted, D = Delete Entire File, C = Change Individual Records, or U = Update Individual Records.  | Populate the .hdr Package Quantity File Status field with O = Original, N = None, D = Delete, C = Change, U = Update.       | .hdr                  |
| 0524              | The .hdr Walk Sequence File Status field value provided was {1}; it must contain O = original , N = None Transmitted, D = Delete Entire File, C = Change Individual Records, or U = Update Individual Records.   | Populate the .hdr Walk Sequence File Status field with O = Original, N = None, D = Delete, C = Change, U = Update.          | .hdr                  |
| 0526              | The .hdr Piece Detail File Status field value provided was {1};it must contain O = original , N = None Transmitted, D = Delete Entire File, C = Change Individual Records, or U = Update Individual Records.   | Populate the .hdr Piece Detail File Status field with O = Original, N = None, D = Delete, C = Change, U = Update.           | .hdr                  |
| 0527              | The .hdr Special Fee/Charge File Status field value provided was {1}; it must contain O = original , N = None Transmitted, D = Delete Entire File, C = Change Individual Records, or U = Update Individual Records.  | Populate the .hdr Special Fee/Charge File Status field with O = Original, N = None, D = Delete, C = Change, U = Update.     | .hdr                  |
| 0530              | The .hdr Postage Adjustment File Status field value provided was {1}; it must contain O = original , N = None Transmitted, D = Delete Entire File, C = Change Individual Records, or U = Update Individual Records.  | Populate the .hdr Postage Adjustment File Status field with O = Original, N = None, D = Delete, C = Change, U = Update.     | .hdr                  |
| 0531              | The .hdr Special Fee/Charge Barcode Status field value provided was {1}; it must contain O = original , N = None Transmitted, D = Delete Entire File, C = Change Individual Records, or U = Update Individual Records.   | Populate the .hdr Special Fee/Charge Barcode Status field with O = Original, N = None, D = Delete, C = Change, U = Update.  | .hdr                  |

| <b>Error Code</b> | <b>Mail.dat Client Error Message</b>  | <b>Action</b>  | <b>Error Location</b> |
|-------------------|---|--|-----------------------|
| 0533              | The .hdr Original Container Identification File Status field value provided was {1}; it must contain = original , N = None Transmitted, D = Delete Entire File, C = Change Individual Records, or U = Update Individual Records.  | Populate the .hdr Original Container Identification File Status field with O = Original, N = None, D = Delete, C = Change, U = Update.                                 | .hdr                  |
| 0534              | Mail.dat Presentation Category is a required field in the .hdr file. The .hdr Mail.dat Presentation Category value provided was {1}; it must contain M = MLOCR, P = Conventional Presort, N = Single Piece, C = Consolidated Internal Copal job with MLOCR and Conventional Presort, E = Consolidated External Copal Job with MLOCR and Conventional Presort, or I = Informed Delivery. | Update the .hdr Presentation Category to M, P, N, C, E, or I.  | .hdr                  |
| 0535              | The .hdr Closing Character provided value was {1}; it must contain #.   | Populate the .hdr Closing Character field with #.  | .hdr                  |
| 0536              | The .hdr Segment Record Count field must match the Record Count of the Segment Record.  | Populate the .hdr Segment Record Count field with a value that is equal to the Record Count of the Segment Record.   | .hdr                  |
| 0537              | The .hdr Mail Piece Unit Record Count field must match the Record Count of the Mail Piece Unit Record.  | Populate the .hdr Mail Piece Unit Record Count field with a value that is equal to the Record Count of the Mail Piece Unit Record.                                     | .hdr                  |
| 0538              | The .hdr Component Record Count field must match the Record Count of the Component Record.  | Populate the .hdr Component Record Count field with a value that is equal to the Record Count of the Component Record.   | .hdr                  |
| 0539              | The .hdr Container Quantity Record Count field must match the Record Count of the Container Quantity Record.  | Populate the .hdr Container Quantity Record Count field with a value that is equal to the Record Count of the Container Quantity Record.                               | .hdr                  |
| 0540              | The .hdr Package Quantity Record Count field must match the Record Count of the Package Quantity Record.  | Populate the .hdr Package Quantity Record Count field with a value that is equal to the Record Count of the Package Quantity Record.                                   | .hdr                  |
| 0541              | For .hdr File Processing, the .hdr Walk Sequence Record Count field must match the Record Count of the Walk Sequence Record.  | Populate the .hdr Walk Sequence Record Count field with a value that is equal to the Record Count of the Walk Sequence Record.   | .hdr                  |
| 0542              | The .hdr Piece Detail Record Count field must match the Record Count of the Piece Detail Record.  | Populate the .hdr Piece Detail Record Count field with a value that is equal to the Record Count of the Piece Detail Record.   | .hdr                  |
| 0546              | For .hdr File Processing, the .hdr Postage Adjustment Record Count field must match the Record Count of the Postage Adjustment Record.  | Populate the .hdr Postage Adjustment Record Count field with a value that is equal to the Record Count of the Postage Adjustment Record.                               | .hdr                  |
| 0549              | For .hdr File Processing, the .hdr Original Container Identification Record Count field must match the Record Count of the Original Container Identification Record.  | Populate the .hdr Original Container Identification Record Count field with a value that is equal to the Record Count of the Original Container Identification Record. | .hdr                  |

| <b>Error Code</b> | <b>Mail.dat Client Error Message</b>  | <b>Action</b>  | <b>Error Location</b> |
|-------------------|---|--|-----------------------|
| 0552              | For .hdr File Processing, there can be no characters after the .hdr Closing Character.  | Remove all characters after the .hdr Closing Character field.  | .hdr                  |
| 0553              | The value provide for the .cqt Service Level Indicator field was {1}; it must contain F = Full Service when the .seg Full-Service Participation Indicator is populated with F = Full Service.   | Populate the .cqt Service Level Indicator field with F when the .seg Full-Service Participation Indicator field is populated with F.   | .cqt                  |
| 0555              | At least one record in the .cqt file must contain a Service Level Indicator of F when the .seg Full Service Participation Indicator is populated with M = Mixed (Basic and Full Mixed) The value provided was {1}.  | Populate the .cqt Service Level Indicator field with F or at least one record when the .seg Full-Service Participation Indicator field is populated with M.  | .cqt                  |
| 0556              | For Full-Service Processing, the .seg Class Defining Preparation field value provided was {1}; it must contain 1 = First class, 2 = Periodicals, 3 = Std mail, 4 = Pkg Services, or 6 = Std/Bound Printed Matter/Periodicals Co-Mailings.   | Populated the .seg Class Defining Preparation field with 1 = First Class, 2 = Periodicals, 3 = Std Mail, 4 = Pkg Services, or 6 = Std/Bound Printed Matter/Periodicals Co-Mailings.  | .seg                  |
| 0557              | For Full-Service Processing, the Mail.dat Job is missing a required file; it must contain either a .pdr or .pbc file.   | Include either a .pdr, or .pbc file in the mailing.  | .pdr, .pbc            |
| 0561              | For Full-Service Processing, the .pdr IM/TM/ Barcode field must be populated with 31 characters when the associated .cqt record Service Level Indicator field is populated with F=Full service option.  | Populate the .pdr IM/TM/ Barcode field with 31 characters when the associated .cqt record Service Level Indicator field is populated with F.   | .pdr                  |
| 0562              | For Full-Service Processing, the .seg Principal Processing Category field value provided was {1}; it must contain LT = Letter, FL = Flat, or CD = Card when the .seg Class Defining Preparation field is populated with 1 =First class.   | Populate the .seg Principal Processing Category field with LT = Letters, FL = Flats, or CD = Cards when the .seg Class Defining Preparation field is populated with 1 = First Class.   | .seg                  |
| 0563              | For Full-Service Processing, the .seg Principal Processing Category field value provided was {1}; it must contain LT = Letter or FL = Flat when the .seg Class Defining Preparation field is populated with 2=Periodicals.  | Populate the .seg Principal Processing Category field with LT = Letters or FL = Flats when the .seg Class Defining Preparation field is populated with 2 = Periodicals.  | .seg                  |
| 0564              | For Full-Service Processing, the .seg Principal Processing Category field value provided was {1}; it must contain LT = Letters or FL = Flats when the .seg Class Defining Preparation field is populated with 3 = Std mail.   | Populate the .seg Principal Processing Category field with LT = Letters or FL = Flats when the .seg Class Defining Preparation field is populated with 3 = Std Mail.   | .seg                  |
| 0565              | For Full-Service Processing, the .seg Principal Processing Category field value provided was {1}; it must contain FL= Flat when the .seg Class Defining Preparation field is populated with 4=Pkg Services and .mpu Mail Piece Unit – Rate Type field is populated with B = Bound Printed Matter. | Populate the .seg Principal Processing Category field with FL = Flats when the .seg Class Defining Preparation field is populated with 4 = Pkg Services and the .mpu Mail Piece Unit – Rate Type field is populated with B = Bound Printed Matter. | .seg                  |
| 0567              | For Full-Service Processing, the .csm Number of Pieces field is required when the .seg Logical/Physical Container Indicator field is populated with P = Physical Container. The value provided was {1}.   | Populate the .csm Number of Piece field when the .seg Logical/Physical Container Indicator field is populated with P.  | .csm                  |

| Error Code | Mail.dat Client Error Message   | Action   | Error Location |
|------------|---|--|----------------|
| 0569       | The value provided For Full-Service Processing, the .csm Container Type field was {1}; it must contain 1 = #1 Sack, 2 = #2 Sack, 3 = #3 Sack, 4 = 01V Sack, 5 = 03V Sack, S = Sack (general), V = Sack (Virtual), F = Flat Tub, O = 1' Tray, T = 2' Tray, E = EMM Tray, or CT = Carton for a Physical Handling Unit or B = Bedload, U = Unit Load Device, W = Walled Unit, Z = User Pallet, H = EIRS 61 – Hamper, Large Canvas, A = EIRS 61P – Hamper, Large Plastic, G = EIRS 66 – General Purpose Mail Container w/Gate, D = EIRS 68 – Eastern Region Mail Container w/Web Door, R = EIRS 84 – Wire Container Rigid, C = EIRS 84C – Collapsible Wire Container, P = Pallet, or AB = Air Box for a Physical Container when the .seg Logical/Physical Container Indicator field is populated with P = Physical Container. | Populate the .csm Container Type field with 1, 2, 3, 4, 5, S, V, F, O, T, E or CT for a Physical Handling Unit or B, U, W, Z, H, A, G, D, R, C, P, CT or AB for a Physical Container when the .seg Logical/Physical Container Indicator field is populated with P. | Multiple Files |
| 0572       | The value provided for .csm Container Type field was {1}; at least one .csm Container Type field must contain M = Logical Pallet (MLOCR), L = Logical Tray (MLOCR), or V = Sack (Virtual) when the .seg Logical/Physical Container Indicator field is populated with L = Logical Container.   | Populate the .csm Container Type field with M, L, or V for at least one record when the .seg Logical/Physical Container Indicator field is populated with L.   | .csm           |
| 0575       | For Full-Service Processing, the .csm Scheduled Ship Date field is required when the .csm USPS Pick Up field is populated with Y = Yes and the .csm Container Status field is populated with R = Ready to Pay or T = Transportation Information Update. The value provided was {1}.   | Populate the .csm Scheduled Ship Date field when the .csm USPS Pick Up field is Y and the .csm Container Status field is populated with R or T.  | .csm           |
| 0576       | For Full-Service Processing, the .csm Scheduled Ship Time field is required when the .csm USPS Pick Up field is populated with Y = Yes and the .csm Container Status field is populated with R = Ready to pay or T = Transportation Information Update. The value provided was {}   | Populate the .csm Scheduled Ship Time field when the .csm USPS Pick Up field is Y and the .csm Container Status field is populated with R or T.  | .csm           |
| 0577       | For Full-Service Processing, the .csm Scheduled Induction Start Date field is required when the .csm Reservation Number and the .csm FAST Content ID fields are populated. The value provided was {1}.  | Populate the .csm Scheduled Induction Start Date field when the .csm Reservation Number and .csm FAST Content ID fields are populated.   | .csm           |
| 0578       | For Full-Service Processing, the .csm Scheduled Induction Start Time is required when the .csm Reservation Number and .csm FAST Content ID fields are populated.  | Populate the .csm Scheduled Induction Start Time field when the .csm Reservation Number and .csm FAST Content ID fields are populated.   | .csm           |
| 0581       | The value provided for Full-Service Processing, the .csm Sibling Container Indicator field was {1}; it must contain Y = Yes when the .csm Container Type field is populated with M = Logical Pallet (MLOCR).  | Populate the .csm Sibling Container Indicator field with Y when the .csm Container Type field is populated with M.   | .csm           |

| <b>Error Code</b> | <b>Mail.dat Client Error Message</b>  | <b>Action</b>   | <b>Error Location</b> |
|-------------------|---|---|-----------------------|
| 0582              | The value provided for Full-Service Processing is invalid. The .csm Label: IM/TM/ Container Or IM/TM/ Tray Barcode field provided was {1}; it must contain a 21 character Imcb, when the mailing is not setup as a Simple Mailing.  | Populate the .csm Label: IM/TM/ Container or IM/TM/ Tray Barcode field with a 21 character Imcb, when the mailing is not setup as a Simple Mailing.   | .csm                  |
| 0583              | The value provided for Full-Service Processing is invalid. The .csm Label: IM/TM/ Container Or IM/TM/ Tray Barcode field provided was {1}; it must contain a 24 character IMtb, when the mailing is not setup as a Simple Mailing.  | Populate the .csm Label: IM/TM/ Container or IM/TM/ Tray Barcode field with a 24 character IMtb, when the mailing is not setup as a Simple Mailing.   | .csm                  |
| 0584              | For Full-Service Processing, the .pdr LOT Sequence Number is required when the .pdr LOT Direction Code is populated.  | Populate the .pdr Line-Of-Travel Sequence Number field when the .pdr Line-Of-Travel Direction Code field is populated.  | .pdr                  |
| 0585              | For Full-Service Processing, the .pdr LOT Direction Code is required when the .pdr LOT Sequence Number is populated.  | Populate the .pdr Line-Of-Travel Seq. Direction Code field when the .pdr Line-Of-Travel Sequence Number field is populated.   | .pdr                  |
| 0586              | For Full-Service Processing, the .csm USPS Pick Up field is required when the .seg Full-Service Participation field is populated with F = Full Service Option or M = Mixed (Basic and Full Mixed), the .csm Container Status field is populated with R = Ready to pay or T = Transportation Information Update, and the container is not a sibling.   | Populate the .csm USPS Pick Up field when the .seg Full-Service Participation field is populated with F or M, the .csm Container Status field is populated with R or T, and the container is not a sibling.                                 | .csm                  |
| 0592              | For File Updates Processing, .hdr and .seg files are required files and must be submitted with every Mail.dat Update.   | Include the .hdr and .seg files for every update submission.  | Multiple files        |
| 0595              | For File Updates Processing, .seg Mail Facility ID must match the original .seg Mail Facility ID for a Delete Job.  |   | .seg                  |
| 0597              | The .mpa USPS Publication Number field is a required field when the .seg Class Defining Preparation field is populated with 2 = Periodicals, .cqt Container Charge Method field is populated with 2= Charge all to one of the publications, and the .mpu Mail Piece Unit – Class field is populated with 5 = Per Pending.   | Populate the .mpa USPS Publication Number field with the .seg Class Defining Preparation field is populated with 2, .cqt Container Charge Method field is populated with 2, and the .mpu Mail Piece Unit – Class field is populated with 5. | .mpa                  |
| 0604              | For File Updates Processing, the .csm Container Status field value provided was {1} based on the previous Container Status of C= Cancel; it must contain = Delete (A Deleted Container Cannot be reused like the C Flag, where a C can be changed to "O" and then to "R" or "X" or "T" ). Deleted Containers, IM Barcode(s), Container, Tray, and Piece cannot be re-used for 45 days, per USPS, after a Deleted status is sent to USPS. P = Preliminary postage statement, R = Ready to pay or X = Paid. | Populate the .csm Container Status field with D, P, R, or X when the .csm Container Status field was populated with C in the original job submission.   | .csm                  |



| Error Code | Mail.dat Client Error Message  | Action   | Error Location |
|------------|--|--|----------------|
| 0605       | For File Updates Processing, the .csm Container Status field cannot be updated to a different value if the previous .csm Container Status field was populated with D= Delete (A Deleted Container Cannot be reused like the C Flag, where a C can be changed to 'O' and then to 'R' or 'X' or 'T'). Deleted Containers' IM Barcode(s), Container, Tray, and Piece cannot be re-used for 45 days, per USPS, after a Deleted status is sent to USPS.   | Do not attempt to update the .csm Container Status field if the .csm Container Status field was populated with D in a previous submission.               | .csm           |
| 0606       | For File Updates Processing, the .csm Container Status field value provided was {1}; based on the previous .csm Container Status of O; it must contain D= Delete (A Deleted Container Cannot be reused like the C Flag, where a C can be changed to 'O' and then to 'R' or 'X' or 'T'). Deleted Containers, IM Barcode(s), Container, Tray, and Piece cannot be re-used for 45 days, per USPS, after a Deleted status is sent to USPS, P= Preliminary postage statement, R= Ready to pay, X= Paid, or C= Cancel.   | Populate the .csm Container Status field with D, P, R, X, or C when the .csm Container Status field was populated with O in the original job submission. | .csm           |
| 0607       | For File Updates Processing, the .csm Container Status field contains an invalid value based on the previous .csm Container Status of P= Preliminary postage statement; it must contain D= Delete (A Deleted Container Cannot be reused like the C Flag, where a C can be changed to 'O' and then to 'R' or 'X' or 'T'). Deleted Containers' IM Barcode(s), Container, Tray, and Piece cannot be re-used for 45 days, per USPS, after a Deleted status is sent to USPS., P= Preliminary postage statement, R= Ready to pay, or C= Cancel. The value provided was {1}.            | Populate the .csm Container Status field with D, P, R, or C when the .csm Container Status field was populated with P in the original job submission.    | .csm           |
| 0608       | For File Updates Processing, the .csm Container Status field value provided was {1}; based on the previous .csm Container Status of R= Ready to pay; it must contain D= Delete (A Deleted Container Cannot be reused like the C Flag, where a C can be changed to 'O' and then to 'R' or 'X' or 'T'). Deleted Containers, IM Barcode(s), Container, Tray, and Piece cannot be re-used for 45 days, per USPS, after a Deleted status is sent to USPS., X= Paid, T= Transportation Information Update, if after "R"= Ready To Pay or 'X'= Previously Closed or Paid, or C= Cancel. | Populate the .csm Container Status field with R, X, T, or C when the .csm Container Status field was populated with R in the original job submission.    | .csm           |

| Error Code | Mail.dat Client Error Message   | Action  | Error Location |
|------------|---|---|----------------|
| 0609       | For File Updates Processing, the .csm Container Status field contains an invalid value based on the previous .csm Container Status of T= Transportation Information Update, if after "R"(Ready ToPay) or 'X' (Previously Closed or Paid); it must contain D = Delete (A Deleted Container Cannot be reused like the C Flag, where a C can be changed to 'O' and then to 'R' or 'X' or 'T'). Deleted Containers IM Barcode(s), Container, Tray, and Piece cannot be re-used for 45 days, per USPS, after a Deleted status is sent to USPS., X = Paid, T= Transportation Information Update, if after R = Ready To Pay or X = Previously Closed or Paid, or C = Cancel. The value provided was {1}. | Populate the .csm Container Status field with D, X, T, or C when the .csm Container Status field was populated with T in the original job submission.   | .csm           |
| 0610       | For File Updates Processing, the .csm Container Status field contains an invalid value based on the previous .csm Container Status of X= Paid; it must contain T= Transportation Information Update, if after R = Ready To Pay or X = Previously Closed or Paid.  | Populate the .csm Container Status field with X when the .csm Container Status field was populated with T in the original job submission.   | .csm           |
| 0647       | Required Field Missing: Job ID is a required field in the .csm file.  | Populate the .csm Job ID field.   | .csm           |
| 0648       | Required Field Missing: Segment ID is a required field in the .csm file.  | Populate the .csm Segment ID field.   | .csm           |
| 0649       | Required Field Missing: Container Type is a required field in the .csm file.  | Populate the .csm Container Type field.   | .csm           |
| 0650       | Required Field Missing: Container ID is a required field in the .csm file.  | Populate the .csm Container ID field.   | .csm           |
| 0651       | Required Field Missing: Display Container ID is a required field in the .csm file.  | Populate the .csm Display Container ID field.   | .csm           |
| 0652       | Required Field Missing: Container Destination ZIP is a required field in the .csm file.   | Populate the .csm Container Destination Zip field.  | .csm           |
| 0653       | Required Field Missing: Container Level is a required field in the .csm file.   | Populate the .csm Container Level field.  | .csm           |
| 0656       | Required Field Missing: Entry Point for Entry Discount – Postal Code is a required field in the .csm file.  | Populate the .csm Entry Point for Entry Discount – Postal Code field.   | .csm           |
| 0657       | Required Field Missing: Entry Point for Entry Discount – Facility Type is a required field in the .csm file.  | Populate the .csm Entry Point for Entry Discount – Facility Type field.   | .csm           |
| 0658       | Required Field Missing: Number of Copies is a required field in the .csm file, unless the .seg Class Defining Preparation field is populated with 1 = First Class or 3 = Std Mail, .csm Container Type is populated with L = Logical Tray (MLOCR) or F = Flat Tub, .csm Container ID does not have a corresponding .cqt Container ID, and the Container ID is referenced in the .csm Supplemental Physical Container ID on a Container, which has a Container ID in the .cqt file.  | Populate the .csm Number of Copies field, unless the .seg Class Defining Preparation field is populated with 1 = First Class or 3 = Std Mail, .csm Container Type is populated with L = Logical Tray (MLOCR) or F = Flat Tub, .csm Container ID does not have a corresponding .cqt Container ID, and the Container ID is referenced in the .csm Supplemental Physical Container ID on a Container, which has a Container ID in the .cqt file. | .csm           |



| <b>Error Code</b> | <b>Mail.dat Client Error Message</b>  | <b>Action</b>   | <b>Error Location</b> |
|-------------------|---|---|-----------------------|
| 0660              | Required Field Missing: Tray Preparation Type is a required field in the .csm file.   | Populate the .csm Tray Preparation Type field.  | .csm                  |
| 0661              | Required Field Missing: Protected Container Status is a required field in the .csm file.  |   | .csm                  |
| 0662              | Required Field Missing: Number of Pieces is a required field in the .csm file, unless the .seg Class Defining Preparation field is populated with 1 = First Class or 3 = Std Mail, .csm Container Type is populated with L = Logical Tray (MLOCR) or F = Flat Tub, .csm Container ID does not have a corresponding .cqt Container ID, and the Container ID is referenced in the .csm Supplemental Physical Container ID on a Container, which has a Container ID in the .cqt file.  | Populate the .csm Number of Pieces field, unless the .seg Class Defining Preparation field is populated with 1 = First Class or 3 = Std Mail, .csm Container Type is populated with L = Logical Tray (MLOCR) or F = Flat Tub, .csm Container ID does not have a corresponding .cqt Container ID, and the Container ID is referenced in the .csm Supplemental Physical Container ID on a Container, which has a Container ID in the .cqt file. | .csm                  |
| 0664              | Required Field Missing: CSM Record Status is a required field in the .csm file.   | Populate the .csm CSM Record Status field.  | .csm                  |
| 0665              | Required Field Missing: Closing Character is a required field in the .csm file.   | Populate the .csm Closing Character field.  | .csm                  |
| 0666              | Alphanumeric Data Type Error: Job ID must be an alphanumeric value in the .csm file.  | Populate the .csm Job ID field with an alphanumeric value.  | .csm                  |
| 0667              | Alphanumeric Data Type Error: Segment ID must be an alphanumeric value in the .csm file.  | Populate the .csm Segment ID field with an alphanumeric value.  | .csm                  |
| 0668              | Alphanumeric Data Type Error: Display Container ID must be an alphanumeric value in the .csm file.  | Populate the .csm Display Container ID field with an alphanumeric value.  | .csm                  |
| 0669              | The .csm Container Grouping Description field must be populated with an alphanumeric value (when populated).  | Populate the .csm Container Grouping Description field with an alphanumeric value (when populated).   | .csm                  |
| 0672              | Alphanumeric Data Type Error: Entry Point for Entry Discount – Postal Code must be an alphanumeric value in the .csm file.  | Populate the .csm Entry Point for Entry Discount – Postal Code field with an alphanumeric value.  | .csm                  |
| 0673              | The .csm Entry Point – Actual/Delivery Locale Key field must be populated with an alphanumeric value, and must either contain “ORIGIN” when the .csm Entry Point for Entry Discount – Facility Type field is populated with O = Origin or H = Tran Hub, or must contain “LOC” plus 6 alphanumeric characters when the .csm Entry Point for Entry Discount – Facility Type field is populated with B = DNDC, R = DADC, S = DSCF, D = DDU, A = ASF, C = Origin SCF, K = Origin NDC, J = Origin ADC, E = Origin DU, L = Origin ASF, T = Orig(T-Hub Sq), or Q = Origin AMF. The value provided was {1}. | Populate the .csm Entry Point – Actual/Delivery Locale Key with an alphanumeric value and either “ORIGIN” when the Entry Point for Entry Discount Facility is set to O or H, or “LOC” plus 6 alphanumeric characters when the Entry Point for Entry Discount Facility is set to B, R, S, D, A, C, K, J, E, L, T, or Q.  | .csm                  |
| 0674              | Alphanumeric Data Type Error: Truck or Dispatch Number must be an alphanumeric value in the .csm file (when populated).   | Populate the .csm Truck or Dispatch Number field with an alphanumeric value (when populated).   | .csm                  |
| 0675              | Alphanumeric Data Type Error: Stop Designator Field must be an alphanumeric value in the .csm file (when populated).  | Populate the .csm Stop Designator field with an alphanumeric value (when populated).  | .csm                  |

| <b>Error Code</b> | <b>Mail.dat Client Error Message</b>   | <b>Action</b>  | <b>Error Location</b> |
|-------------------|--|--|-----------------------|
| 0676              | Alphanumeric Data Type Error: Reservation Number must be an alphanumeric value in the .csm file (when populated).                                | Populate the .csm Reservation Number field with an alphanumeric value when populated.                                | .csm                  |
| 0679              | Alphanumeric Data Type Error: Actual Induction Time must be an alphanumeric value formatted as HH:MM in the .csm file (when populated).          | Populate the .csm Actual Induction Time field with an alphanumeric value formatted as HH:MM when populated.          | .csm                  |
| 0680              | Alphanumeric Data Type Error: Postage Statement Mailing Time must be an alphanumeric value formatted as HH:MM in the .csm file (when populated). | Populate the .csm Postage Statement Mailing Time field with an alphanumeric value formatted as HH:MM when populated. | .csm                  |
| 0681              | The .csm Unique Container ID field must be populated with an alphanumeric value (when populated).  | Populate the .csm Unique Container ID field with an alphanumeric value when populated.                               | .csm                  |
| 0682              | Alphanumeric Data Type Error: Production Machine ID must be an alphanumeric value in the .csm file (when populated).                             |  | .csm                  |
| 0683              | Alphanumeric Data Type Error: Trans-Ship Bill of Lading Number must be an alphanumeric value in the .csm file (when populated).                  | Populate the .csm Trans-Ship Bill of Lading Number field with an alphanumeric value when populated.                  | .csm                  |
| 0684              | Alphanumeric Data Type Error: Postage Grouping ID must be an alphanumeric value in the .csm file (when populated).                               | Populate the .csm Postage Grouping ID field with an alphanumeric value when populated.                               | .csm                  |
| 0685              | Alphanumeric Data Type Error: EMD – 8125 ANS Barcode must be an alphanumeric value in the .csm file (when populated).                            | Populate the .csm TEMD – 8125 ANS Barcode field with an alphanumeric value when populated.                           | .csm                  |
| 0688              | Alphanumeric Data Type Error: FAST Content ID must be an alphanumeric value in the .csm file (when populated).                                   | Populate the .csm FAST Content ID field with an alphanumeric value when populated.                                   | .csm                  |
| 0689              | Alphanumeric Data Type Error: Scheduled Ship Time must be an alphanumeric value in the .csm file (when populated).                               | Populate the .csm Scheduled Ship Time field with an alphanumeric value formatted as HH:MM when populated.            | .csm                  |
| 0690              | The .csm DMM Section Defining Container Preparation field must be populated with an alphanumeric value (when populated).                         | Populate the .csm TDMM Section Defining Container Preparation field with an alphanumeric value when populated.       | .csm                  |
| 0692              | Alphanumeric Data Type Error: Label: IM Container or IM Tray Barcode must be an alphanumeric value in the .csm file (when populated).            | Populate the .csm Label: IM Container or IM Tray Barcode field with an alphanumeric value when populated.            | .csm                  |
| 0693              | Alphanumeric Data Type Error: Label: 10-Character Container Barcode must be an alphanumeric value in the .csm file (when populated).             | Populate the .csm Label: 10-Character Container Barcode field with an alphanumeric value when populated.             | .csm                  |
| 0700              | Alphanumeric Data Type Error: Label: Entry (Origin) Point Line must be an alphanumeric value in the .csm file (when populated).                  | Populate the .csm Label: Entry (Origin) Point Line field with an alphanumeric value when populated.                  | .csm                  |
| 0701              | Alphanumeric Data Type Error: Label: Container Label CIN Code must be an alphanumeric value in the .csm file (when populated).                   | Populate the .csm Label: Container Label CIN Code field with an alphanumeric value when populated.                   | .csm                  |
| 0702              | Alphanumeric Data Type Error: User Option must be an alphanumeric value in the .csm file (when populated).                                       | Populate the .csm User Option Field with an alphanumeric value when populated.                                       | .csm                  |

| <b>Error Code</b> | <b>Mail.dat Client Error Message</b>  | <b>Action</b>   | <b>Error Location</b> |
|-------------------|---|---|-----------------------|
| 0704              | The .csm Container ID field must be populated with a numeric value.   | Populate the .csm Container ID field with a numeric value.  | .csm                  |
| 0707              | Numeric Data Type Error: Additional In-Home Range must be a numeric value in the .csm file (when populated).                        | Populate the .csm Additional In-Home Range field with a numeric value when populated.                                   | .csm                  |
| 0708              | The .csm Actual Induction Date field must be populated with a valid numeric value formatted as YYYYMMDD (when populated).           | Populate the .csm Actual Induction Date field with a valid numeric value formatted as YYYYMMDD when populated.          | .csm                  |
| 0709              | The .csm Postage Statement Mailing Date must be populated with a valid numeric value formatted as YYYYMMDD (when populated).        | Populate the .csm Postage Statement Mailing Date field with a valid numeric value formatted as YYYYMMDD when populated. | .csm                  |
| 0710              | Numeric Data Type Error: Number of Copies must be a numeric value in the .csm file.   | Populate the .csm Number of Copies field with a numeric value.  | .csm                  |
| 0711              | Numeric Data Type Error: Number of Pieces must be a numeric value in the .csm file.   | Populate the .csm Number of Pieces field with a numeric value.  | .csm                  |
| 0712              | Numeric Data Type Error: Total Weight must be a numeric value in the .csm file.   | Populate the .csm Total Weight field with a numeric value.  | .csm                  |
| 0714              | Numeric Data Type Error: Container Gross Weight must be a numeric value in the .csm file (when populated).                          | Populate the .csm Container Gross Weight field with a numeric value when populated.                                     | .csm                  |
| 0715              | Numeric Data Type Error: Container Height must be a numeric value in the .csm file (when populated).                                | Populate the .csm Container Height field with a numeric value when populated.   | .csm                  |
| 0717              | The .csm FAST Scheduler ID field must be populated with a numeric value (when populated).   | Populate the .csm FAST Scheduler ID Weight field with a numeric value when populated.                                   | .csm                  |
| 0718              | Numeric Data Type Error: Scheduled Ship Date must be a valid numeric value formatted as YYYYMMDD in the .csm file (when populated). | Populate the .csm Scheduled Ship Date field with a valid numeric value formatted as YYYYMMDD when populated.            | .csm                  |
| 0723              | Date Data Type Error: Actual Container Ship Date must be a valid numeric value formatted as YYYYMMDD in the .csm file               | Populate the .csm Actual Container Ship Date field with a valid numeric value formatted as YYYYMMDD.                    | .csm                  |
| 0726              | Date Data Type Error: Scheduled Pick Up Date must be a valid numeric value formatted as YYYYMMDD in the .csm file.                  | Populate the .csm Scheduled Pick Up Date field with a valid numeric value formatted as YYYYMMDD.                        | .csm                  |
| 0728              | Date Data Type Error: Scheduled In-Home Date must be a valid numeric value formatted as YYYYMMDD in the .csm file.                  | Populate the .csm Scheduled In-Home Date field with a valid numeric value formatted as YYYYMMDD.                        | .csm                  |
| 0732              | The .csm Actual Container Ship Time field must be populated with an alphanumeric value formatted as HH:MM.                          | Populate the .csm Actual Container Ship Time field with an alphanumeric value formatted as HH:MM.                       | .csm                  |
| 0733              | Time Data Type Error: Scheduled Pick Up Time must be a time value formatted in the HH:MM format in the .csm file.                   | Populate the .csm Scheduled Pick Up Time field with an alphanumeric value formatted as HH:MM.                           | .csm                  |

| Error Code | Mail.dat Client Error Message  | Action  | Error Location |
|------------|--|---|----------------|
| 0734       | The value provided for The .csm Container Type field was {1}; it must contain P = Pallet, S = Sack (general), O = 1' Tray, T = 2' Tray, E = EMM Tray, F = Flat Tub, B = Bedload, W = Walled Unit, Z = User Pallet, U = Unit Load Device, L = Logical Tray (MLOCR), M = Logical Pallet (MLOCR), H = EIRS 61 – Hamper, Large Canvas, A = EIRS 61P = Hamper, Large Plastic, G = EIRS 66 – General Purpose Mail Container w/Gate, D = EIRS 68 – Eastern Region Mail Container w/Web Door, R = EIRS 84 – Wire Container Rigid, C = EIRS 84C – Collapsible Wire Container, V = Sack (Virtual), 1 = #1 Sack, 2 = #2 Sack, 3 = #3 Sack, 4 = 01V Sack, 5 = 03V, CT = Carton, or AB = Air Box. | Populate the .csm Container Type field with P, S, O, T, E, F, B, W, Z, U, L, M, H, A, G, D, R, C, V, 1, 2, 3, 4, 5, CT or AB. | .csm           |
| 0739       | The value provided For The .csm Included in Other Documentation field was {1}; it must contain O = Original Container I = Internal co-palletization indicator from the Origin Job or L = Linked or new container.  | Populate the .csm Included In Other Documentation field with O, I or L.   | .csm           |
| 0741       | The value provided for the .csm Tray Preparation field was {1}; it must contain P = Package, L = Loose, N = Not Applicable or S = Separator.   | Populate the .csm Tray Preparation Type field with P, L, N, or S.   | .csm           |
| 0742       | The Protected Container Status field contains an invalid value; it must contain {2}.   |   | .csm           |
| 0743       | The Container Presort Content field contains an invalid value; it must contain {2}.  |   | .csm           |
| 0744       | The Geographic Scheme Level field contains an invalid value; it must contain {2}.  |   | .csm           |
| 0748       | The value provided For The .csm USPS Pick Up field was {1}; it must contain Y = Yes or N = No.   | Populate the .csm USPS Pick Up field with Y or N.   | .csm           |
| 0753       | The value provided For The .csm CSM Record Status field was {1}; it must contain O = Original, D = Delete, I = Insert, or U = Update.  | Populate the .csm CSM Record Status field with O = Original, D = Delete, I = Insert, or U = Update.                           | .csm           |
| 0754       | The value provided For The .csm Closing Character field was {1}; it must contain #.  | Populate the .csm Closing Character field with #.   | .csm           |

| Error Code | Mail.dat Client Error Message   | Action  | Error Location       |
|------------|---|---|----------------------|
| 0755       | The value provided for the .csm Container Level was {1}. When the .mpu Mail Piece Unit – Class field is populated with 2 = Periodicals and the .cqt Periodical: Not County/In County field is populated with N = Not County; it must contain A = CR-Direct, B = Mixed CR in 5 Digit, C = Mixed CR in 3 Digit, D = CR – 5D Scheme, E = FSS Sort Plan, F = FSS Facility, G = 5 Digit (Auto/Presort), H = 5 Digit (Merged), I = 5 Digit (Presort Only), J = 5 Digit (Barcode only), K = Metro Scheme, M = 5D Scheme (Presort), N = 5D Scheme (Auto, Presort), P = 5D Scheme (Barcode), Q = 5D Scheme (Merged), R = 3 Digit (Auto, Presort), S = 3 Digit (Barcode), T = 3 Digit (Presort), U = 3 Digit (CR, Auto, Presort), V = 3 Digit Scheme, X = SCF, Y = Protected SCF, Z = ADC, AA = AADC, AB = Mixed ADC, AG = Mixed NDC, AH = Origin MxADC, or AI = Protected ADC. | Populate the .csm Container Level field with A, B, C, D, E, F, G, H, I, J, K, M, N, P, Q, R, S, T, U, V, X, Y, Z, AA, AB, AG, AH, or AI when the Mail Piece Unit – Class field is populated with 2 and the .cqt Periodical: Not County/In County field is populated with N. | .csm                 |
| 0758       | The following .csm fields must be populated when the .csm Sibling Container Indicator field is populated with Y=Yes: Job ID, Segment ID, Container ID, Sibling Container Indicator, Sibling Container Reference ID, and for non simple mailing full-service option Label: IM Container or IM Tray Barcode.  | Populate the .csm Job ID, Segment ID, Container ID, Sibling Container Indicator, Sibling Container Reference ID, Label: IM Container or IM Tray Barcode when the .csm Sibling Container Indicator field is populated with Y.  | .csm Multiple fields |
| 0764       | For .csm File Processing, there can be no characters after the .csm Closing Character.  | Remove all characters after the .csm Closing Character field.   | .csm                 |
| 0775       | Required Field Missing: Job ID is a required field in the .mcr file.  | Populate the .mcr Job ID field.   | .mcr                 |
| 0776       | Required Field Missing: Segment ID is a required field in the .mcr file.  | Populate the .mcr Segment ID field  | .mcr                 |
| 0777       | Required Field Missing: Mail Piece Unit ID is a required field in the .mcr file.  | Populate the .mcr Mail Piece Unit ID field.   | .mcr                 |
| 0778       | Required Field Missing: Component ID is a required field in the .mcr file.  | Populate the .mcr Component ID field.   | .mcr                 |
| 0779       | Required Field Missing: Primary MPA ID is a required field in the .mcr file.  | Populate the .mcr Primary MPA ID field.   | .mcr                 |
| 0780       | Required Field Missing: MCR Record Status is a required field in the .mcr file.   | Populate the .mcr Record Status field.  | .mcr                 |
| 0781       | Required Field Missing: Closing Character is a required field in the .mcr file.   | Populate the .mcr Closing Character field.  | .mcr                 |
| 0782       | Alphanumeric Data Type Error: Job ID must be an alphanumeric value in the .mcr file. The value provided was {1}.  | Populate the .mcr Job ID field with an alphanumeric value.  | .mcr                 |
| 0783       | Alphanumeric Data Type Error: Segment ID must be an alphanumeric value in the .mcr file. The value provided was {1}.  | Populate the .mcr Segment ID field with an alphanumeric value.  | .mcr                 |
| 0784       | Alphanumeric Data Type Error: Mail Piece Unit ID must be an alphanumeric value in the .mcr file when populated. The value provided was {1}.   | Populate the .mcr Mail Piece Unit ID field with an alphanumeric value when populated.   | .mcr                 |
| 0785       | Alphanumeric Data Type Error: Component ID must be an alphanumeric value in the .mcr file when populated. The value provided was {1}.   | Populate the .mcr Component ID field with an alphanumeric value when populated.   | .mcr                 |



| <b>Error Code</b> | <b>Mail.dat Client Error Message</b>   | <b>Action</b>  | <b>Error Location</b> |
|-------------------|--|--|-----------------------|
| 0786              | Alphanumeric Data Type Error: Primary MPA ID must be an alphanumeric value in the .mcr file when populated. The value provided was {1}.              | Populate the .mcr Primary MPA ID field with an alphanumeric value when populated.  | .mcr                  |
| 0787              | Alphanumeric Data Type Error: Additional Postage MPA ID must be an alphanumeric value in the .mcr file when populated. The value provided was {1}.   | Populate the .mcr Additional Postage MPA ID field with an alphanumeric value when populated.                                     | .mcr                  |
| 0788              | Alphanumeric Data Type Error: Host Statement Component ID must be an alphanumeric value in the .mcr file when populated. The value provided was {1}. | Populate the .mcr Host Statement Component ID field with an alphanumeric value when populated.                                   | .mcr                  |
| 0789              | Alphanumeric Data Type Error: Postage Adjustment MPA ID must be an alphanumeric value in the .mcr file when populated. The value provided was {1}.   | Populate the .mcr Postage Adjustment MPA ID field with an alphanumeric value when populated.                                     | .mcr                  |
| 0790              | Alphanumeric Data Type Error: Reserve must be an alphanumeric value in the .mcr file when populated. The value provided was {1}.                     | Alphanumeric Data Type Error: Reserve must be an alphanumeric value in the .mcr file when populated. The value provided was {1}. | .mcr                  |
| 0791              | The .mcr Host Indicator of Ad Computation field value provided was {1}; it must contain Y = Yes or N = No.   | Populate the .mcr Host Indicator of Ad Computation field with Y or N.  | .mcr                  |
| 0792              | The .mcr MCR Record Status field value provided was {1}; it must contain O = Original, D = Delete or U = Update.                                     | Populate the .mcr Record Status field with O, D, or U.   | .mcr                  |
| 0793              | The .mcr Closing Character field provided was {1}; it must contain a #.  | Populate the .mcr Closing Character field with #.  | .mcr                  |
| 0807              | Required Field Missing: Job ID is a required field in the .mpu file.   | Populate the .mpu Job ID field.  | .mpu                  |
| 0808              | Required Field Missing: Segment ID is a required field in the .mpu file.   | Populate the .mpu Segment ID field.  | .mpu                  |
| 0809              | Required Field Missing: Mail Piece Unit ID is a required field in the .mpu file.   | Populate the .mpu Mail Piece Unit ID field.  | .mpu                  |
| 0810              | Required Field Missing: Mail Piece Unit Name is a required field in the .mpu file.   | Populate the .mpu Mail Piece Unit Name field.  | .mpu                  |
| 0812              | Required Field Missing: MPU – Weight: Source is a required field in the .mpu file.   | Populate the .mpu MPU – Weight: Source field.  | .mpu                  |
| 0813              | Required Field Missing: MPU – Weight: Status is a required field in the .mpu file.   | Populate the .mpu MPU – Weight: Status field.  | .mpu                  |
| 0817              | Required Field Missing: MPU Surcharge is a required field in the .mpu file.  | Populate the .mpu Surcharge field.   | .mpu                  |
| 0818              | Required Field Missing: Co-Palletization Code is a required field in the .mpu file.  | Populate the .mpu Co-Palletization Code field.   | .mpu                  |
| 0819              | Required Field Missing: MPU Record Status is a required field in the .mpu file.  | Populate the .mpu MPU Record Status field.   | .mpu                  |
| 0820              | Required Field Missing: Closing Character is a required field in the .mpu file.  | Populate the .mpu Closing Character field.   | .mpu                  |
| 0821              | The .mpu Job ID field must be populated with an alphanumeric value.  | Populate the .mpu Job ID field with an alphanumeric value.   | .mpu                  |
| 0822              | The .mpu Segment ID field must be populated with an alphanumeric value.  | Populate the .mpu Segment ID field with an alphanumeric value.   | .mpu                  |
| 0823              | The .mpu Mail Piece Unit ID field must be populated with an alphanumeric value.  | Populate the .mpu Mail Piece Unit ID field with an alphanumeric value.   | .mpu                  |

| <b>Error Code</b> | <b>Mail.dat Client Error Message</b>  | <b>Action</b>  | <b>Error Location</b> |
|-------------------|---|--|-----------------------|
| 0824              | The .mpu Mail Piece Unit Name field must be populated with an alphanumeric value.   | Populate the .mpu Mail Piece Unit Name field with an alphanumeric value.   | .mpu                  |
| 0825              | The .mpu Mail Piece Unit Description field must be populated with an alphanumeric value.  | Populate the .mpu Mail Piece Unit Description field with an alphanumeric value.  | .mpu                  |
| 0826              | The .mpu Co-Palletization Code field must be populated with an alphanumeric value.  | Populate the .mpu Co-Palletization Code field with an alphanumeric value.  | .mpu                  |
| 0828              | Alphanumeric Data Type Error: Prose XML Edition Code must be an alphanumeric value in the .mpu file.  |  | .mpu                  |
| 0829              | The .mpu Reserve field must be populated with an alphanumeric value.  | Populate the .mpu Reserve field with an alphanumeric value.  | .mpu                  |
| 0830              | The .mpu Mail Piece Unit – Weight field must be populated with a numeric value.   | Populate the .mpu Mail Piece Unit – Weight field with a numeric value.   | .mpu                  |
| 0831              | The .mpu Mail Piece Unit – Length field must be populated with a numeric value.   | Populate the .mpu Mail Piece Unit – Length field with a numeric value.   | .mpu                  |
| 0832              | The .mpu Mail Piece Unit – Width field must be populated with a numeric value.  | Populate the .mpu Mail Piece Unit – Width field with a numeric value.  | .mpu                  |
| 0833              | The .mpu Mail Piece Unit – Thickness field must be populated with a numeric value.  | Populate the .mpu Mail Piece Unit – Thickness field with a numeric value.  | .mpu                  |
| 0834              | Numeric Data Type Error: Mail Piece Unit – Periodical Ad % must be a numeric value in the .mpu file.  |  | .mpu                  |
| 0836              | The .mpu Pre-Denominated Amount field must be populated with a numeric value.   | Populate the .mpu Pre-Denominated Amount field with a numeric value.   | .mpu                  |
| 0839              | The .mpu MPU – Weight Source field value provided was {1}; it must contain A = Agent (real-time), C = Calculated (formula), P = Postal (clerk), L = Logical (implied from rate).    | Populate the .mpu MPU – Weight Source field with A, C, P, or L.  | .mpu                  |
| 0840              | The .mpu MPU – Weight Status field value provided was {1}; it must contain N, P, F, or M. N = None Given, P = Pending, F = Final, M = Man Wt (function of Rate, not actual).        | Populate the .mpu MPU – Weight Status field with N, P, F, or M.  | .mpu                  |
| 0841              | For .mpu File Processing, the .mpu MPU Periodical Ad % Status field contains an invalid value; it must contain N, P, or F.  |  | .mpu                  |
| 0842              | The .mpu Mail Piece Unit – Class field value provided was {1}; it must contain 1, 2, 3, 4, or 5. 1 = First Class, 2 = Periodicals, 3 = Std Mail, 4 = Pkg Services, 5 = Per Pending. | Populate the .mpu Mail Piece Unit – Class field with 1, 2, 3, 4, or 5.   | .mpu                  |
| 0843              | The .mpu Mail Piece Unit – Rate Type field value provided was {1}; it must contain R, N, L, S, C, P, B, F, T, E, E1, E2, E5, E6, E7, D, J, O, K, W, Y, T1, T2, T3, T4, or T5.       | Populate the .mpu Mail Piece Unit Rate field with R, N, L, S, C, P, B, F, T, E, E1, E2, E5, E6, E7, D, J, O, K, W, Y, T1, T2, T3, T4, or T5. | .mpu                  |
| 0844              | The .mpu Rate Schedule field value provided was {1}; it must contain P = Commercial Plus or R = Retail when populated.  | Populate the .mpu Rate Schedule field with P = Commercial Plus or R = Retail when populated.   | .mpu                  |



| Error Code | Mail.dat Client Error Message  | Action  | Error Location       |
|------------|--|---|----------------------|
| 0846       | The .mpu MPU Surcharge field value provided was {1}; it must contain N = Not Oversized, O = Single PC Non-Std Surcharge, P = Balloon Surcharge, Q = Residual Shape Surcharge, R = Non-Mach Surcharge, S = Presort Non-Std Surcharge, D = Dim Weight, 1 = Parcel > 84" < 108", or 2 = Parcel > 108" < 130".                               | Populate the .mpu MPU Surcharge field with N, O, P, Q, R, S, D, 1, or 2.  | .mpu                 |
| 0848       | The .mpu Postage Affixed Type field value provided was{1}; it must contain S or M. S = Stamp or M = Meter.   | Populate the .mpu Postage Affixed Type field with S or M.   | .mpu                 |
| 0850       | The .mpu MPU Record Status field value provided was {1}; it must contain O = Original, D = Delete, I = Insert, or U = Update.  | Populate the .mpu MPU Record Status field with O = Original, D = Delete, I = Insert, or U = Update.   | .mpu                 |
| 0851       | The .mpu Closing Character field value provided was {1}; it must contain #.  | Populate the .mpu Closing Character field with #.   | .mpu                 |
| 0853       | For .mpu File Processing, the .mpu MPU Periodical Ad% Status is P or F so .mpu MPU Periodical Ad % must be <= 100.   |   | .mpu                 |
| 0855       | The .mpu Flat Machinability value provided was{1}; it must contain Y = Machinable on ASFM 100, U = Machinable on USFM 1000, or N = Not Machinable when .mpu Mail Piece Unit – Class field is populated with 2 = Periodicals or 5 = Per Pending and .mpu Mail Piece Unit – Processing Category is populated with FL = Flats.              | Populate the .mpu Flat Machinability field with Y, U, or N, when the .mpu Mail Piece Unit – Class field is populated with 2 or 5 and the .mpu Mail Piece Unit – Processing Category field is populated with FL = Flats.   | .mpu Multiple fields |
| 0856       | The .mpu Mail Piece Unit – Processing Category field value provided was {1}; it must contain LT = Letter, CD = Cards, FL = Flats, PF, Parcel, First Class, MP = Machinable Parcel, IR = Irregular Parcel, or NP = Non Machinable Parcels when .mpu Mail Piece Unit – Class field is populated with 1. 1 = First Class.                   | Populate the .mpu Mail Piece Unit – Processing Category field with LT = Letter, CD = Cards, FL = Flats, PF, Parcel, First Class, MP = Machinable Parcel, IR = Irregular Parcel, or NP = Non Machinable Parcels when .mpu Mail Piece Unit – Class field is populated with 1. | .mpu Multiple fields |
| 0857       | The .mpu Mail Piece Unit – Rate Type field value provided was {1}; it must contain R, J, O, K, Y, V, E, E1, E2, E5, E6, E7, T, T1, T2, T3, T4, or T5.  | Populate the .mpu Mail Piece Unit – Rate Type field with R, J, O, K, Y, V, E, E1, E2, E5, E6, E7, T, T1, T2, T3, T4, or T5 when the .mpu Mail Piece Unit – Class field is populated 1.  | .mpu Multiple fields |
| 0858       | The .mpu Mail Piece Unit – Processing Category field value provided was {1}; it must contain LT = Letter, FL = Flats, IR = Irregular Parcel, MP = Machinable Parcel, or NP = Non Machinable Parcels when the .mpu Mail Piece Unit – Class field is populated with 2 = Periodicals.   | Populate the .mpu Mail Piece Unit – Processing Category field with LT = Letter, FL = Flats, IR = Irregular Parcel, MP = Machinable Parcel, or NP = Non Machinable Parcels when the .mpu Mail Piece Unit – Class field is populated with 2.                                  | .mpu Multiple fields |
| 0859       | The .mpu Mail Piece Unit – Rate Type field value provided was {1}; it must contain R = Regular (US/MEX/CAN), N = Nonprofit, S = Science of Agriculture, C = Classroom, W = Science of Agriculture Limited Circulation, or Y = Regular Limited Circulation when the .mpu Mail Piece Unit – Class field is populated with 2 = Periodicals. | Populate the .mpu Mail Piece Unit – Rate Type field with R, N, S, C, W, or Y when the .mpu Mail Piece Unit – Class field is populated with 2.   | .mpu Multiple fields |

| <b>Error Code</b> | <b>Mail.dat Client Error Message</b>   | <b>Action</b>  | <b>Error Location</b> |
|-------------------|--|--|-----------------------|
| 0860              | The .mpu Mail Piece Unit - Processing Category field value provided was {1}; it must contain LT = Letter, FL = Flats, MP = Machinable Parcel, IR = Irregular Parcel, NP = Non Machinable Parcels, PF = Parcel, First Class, or CM = Custom Mail when the .mpu Mail Piece Unit - Class field is populated with 3 = Std Mail.              | Populate the .mpu Mail Piece Unit - Processing Category field with LT = Letter, FL = Flats, MP = Machinable Parcel, IR = Irregular Parcel, NP = Non Machinable Parcels, PF = Parcel, First Class, or CM = Custom Mail when the .mpu Mail Piece Unit - Class field is populated with 3. | .mpu Multiple fields  |
| 0861              | The .mpu Mail Piece Unit – Rate Type field contains an invalid value; it must contain R = Regular (US/MEX/CAN), N = Nonprofit, or T = Priority when the .mpu Mail Piece Unit – Class field is populated with 3 = Std Mail.   | Populate the .mpu Mail Piece Unit Rate Type field with R, N, or T when the .mpu Mail Piece Unit – Class field is populated with 3.   | .mpu Multiple fields  |
| 0862              | The .mpu Mail Piece Unit – Processing Category field value provided was {1}; it must contain FL = Flats, MP = Machinable Parcel, IR = Irregular Parcel, or NP = Non Machinable Parcels when the .mpu Mail Piece Unit – Class field is populated with 4 = Pkg Services.   | Populate the .mpu Mail Piece Unit – Processing Category field with FL = Flats, MP, IR, or NP when the .mpu Mail Piece Unit – Class field is populated with 4.  | .mpu Multiple fields  |
| 0863              | The .mpu Mail Piece Unit – Rate Type field value provided was {1}; it must B = Bound Printed Matter, P = Parcel Post, L = Library, F = Media, or D = Parcel Select when the .mpu Mail Piece Unit – Class field is populated with 4.  | Populate the .mpu Mail Piece Unit Rate Type field with B, P, L, F, or D when the .mpu Mail Piece Unit – Class field is populated with 4.   | .mpu                  |
| 0864              | The .mpu Mail Piece Unit – Processing Category field value provided was {1}; it must contain LT = Letter, FL = Flats, IR = Irregular Parcel, MP = Machinable Parcel, or NP = Non Machinable Parcels when the .mpu Mail Piece Unit – Class field is populated with 5 = Per Pending.   | Populate the .mpu Mail Piece Unit – Processing Category field LT = Letter, FL = Flats, IR = Irregular Parcel, MP = Machinable Parcel, or NP = Non Machinable Parcels when the .mpu Mail Piece Unit – Class field is populated with 5.  | .mpu Multiple fields  |
| 0865              | The .mpu Mail Piece Unit – Rate Type field value provided was {1}; it must contain R = Regular (US/MEX/CAN), N = Nonprofit, S = Science of Agriculture, C = Classroom, W = Science of Agriculture Limited Circulation, or Y = Regular Limited Circulation when the .mpu Mail Piece Unit – Class field is populated with 5 = Per Pending. | Populate the .mpu Mail Piece Unit Rate Type field with R, N, S, C, W, or Y when the .mpu Mail Piece Unit – Class field is populated with 5.  | .mpu Multiple fields  |
| 0870              | There can be no characters after the .mpu Closing Character field.   | Remove all characters after the .mpu Closing Character field.  | .mpu                  |
| 0871              | There is a missing .mpu record for the .seg file when the .hdr Presentation Category field is populated with P = Conventional Presort or M = MLOCR. The value provided was {1}.  | Populate an .mpu record for the .seg file when the .hdr Presentation Category field is populated with P or M.  | Multiple files        |
| 0873              | For .mpu File Processing, there is a missing .mpu record matching .cqt Mail Piece Unit ID field.   | Populate an .mpu record matching the .cqt Mail Piece Unit ID field.  | Multiple files        |
| 0879              | Alphanumeric Data Type Error: The .oci Original Job ID field must be populated with an alphanumeric value.   | Populate the .oci Original Job ID field with an alphanumeric value.  | .oci                  |
| 0880              | Alphanumeric Data Type Error: The .oci Original Segment ID field must be populated with an alphanumeric value.   | Populate the .oci Original Segment ID field with an alphanumeric value.  | .oci                  |

| <b>Error Code</b> | <b>Mail.dat Client Error Message</b>   | <b>Action</b>  | <b>Error Location</b> |
|-------------------|--|--|-----------------------|
| 0881              | Alphanumeric Data Type Error: The .oci Original Display Container ID field must be populated with an alphanumeric value  | Populate the .oci Original Display Container ID field with an alphanumeric value.  | .oci                  |
| 0882              | Alphanumeric Data Type Error: the .oci Original Label: IM Container or IM Tray Barcode field must be populated with an alphanumeric value.   | Populate the .oci Original Label: IM Container or IM Tray Barcode field with an alphanumeric value.  | .oci                  |
| 0883              | Alphanumeric Data Type Error: the .oci Original Mail.XML Mailing Group ID field must be populated with an alphanumeric value.  | Populate the .oci Original Mail.XML Mailing Group ID field with an alphanumeric value.   | .oci                  |
| 0884              | Alphanumeric Data Type Error: the .oci Original Mail.XML Customer Group ID field must be populated with an alphanumeric value.   | Populate the .oci Original Mail.XML Customer Group ID field with an alphanumeric value.  | .oci                  |
| 0885              | Alphanumeric Data Type Error: the .oci Reserve field must be populated with an alphanumeric value.   | Populate the .oci Reserve field with an alphanumeric value.  | .oci                  |
| 0886              | Alphanumeric Data Type Error: The .oci Job ID field must be populated with an alphanumeric value.  | Populate the .oci Job ID field with an alphanumeric value.   | .oci                  |
| 0887              | Numeric Data Type Error: The .oci Container ID field must be populated with a numeric value.   | Populate the .oci Container ID field with a numeric value.   | .oci                  |
| 0888              | Numeric Data Type Error: The .oci Original Container ID field must be populated with a numeric value.  | Populate the .oci Original Container ID field with a numeric value.  | .oci                  |
| 0889              | Numeric Data Type Error: Original Mail.XML Container ID must be a numeric value in the .oci file.  | Populate the .oci Original Mail.XML Container ID field with a numeric value.   | .oci                  |
| 0890              | The value provided for The .oci OCI Record Status field was {1}; it must contain O = Original, D = Delete, I = Insert, or U = Update.  | Populate the .oci Record Status field with O = Original, D = Delete, I = Insert, or U = Update.  | .oci                  |
| 0891              | The value provided for The .oci Closing Character field was {1}; it must contain #.  | Populate the .oci Closing Character field with #.  | .oci                  |
| 0895              | Duplicate Record Found: Each .oci record must have a unique combination of Original Job ID, Original User License Code, and Original Container ID.   | Populate each record in the .oci file with a unique combination of Original Job ID, Original User License Code, and Original Container ID. | .oci                  |
| 0898              | The value provided for the .cpt Periodical Ad % Treatment field was {1}; it must contain B, N, S B = Ad % not counted, CPT weight added to base piece, N = Not applicable, S = Carries own Ad Percentage or blank. | Populate the .cpt Periodical Ad% Treatment field with B, N, S or leave blank.  | .cpt                  |
| 0900              | The value provide for the .cqt Periodicals: Not County/In County field was {1}; it must contain I = In-County or N = Not County.   | Populate the .cqt Periodicals: Not County/In County field with I or N.   | .cqt                  |
| 0901              | The value provided for The .cqt Periodicals: Sub / Non-Sub / Requestor Indicator field was {1}; it must contain S = Sub N = Non R = Requester or O = Other.  | Populate the .cqt Periodicals: Sub / Non-Sub / Requestor Indicator field with S, N, R, or O.   | .cqt                  |
| 0902              | The .cqt Periodicals Co-Palletization Discount Indicator field was {1}; it must contain. "Y" = Yes; "N" = No.  | Populate the .cwt Periodicals Co-Palletization Discount Indicator field with Y or N.   | .cqt                  |

| <b>Error Code</b> | <b>Mail.dat Client Error Message</b>   | <b>Action</b>   | <b>Error Location</b> |
|-------------------|--|---|-----------------------|
| 0911              | The .pqt Package Level field value provided was {1}; it must be populated with A = Firm when the .cqt Rate Category field is populated FB = Firm Bundle.                             | Populate the .pqt Package Level field with A when the .cqt Rate Category field is populated with FB.  | .pqt, .cqt            |
| 0918              | Required Field Missing: Job ID is a required field in the .pqt file.   | Populate the .pqt Job ID field.   | .pqt                  |
| 0919              | Required Field Missing: CQT Database ID is a required field in the .pqt file.  | Populate the .pqt CQT Database ID field.  | .pqt                  |
| 0920              | Required Field Missing: Package ID is a required field in the .pqt file.   | Populate the .pqt Package ID field.   | .pqt                  |
| 0921              | Required Field Missing: Package Zip Code is a required field in the .pqt file.   | Populate the .pqt Package Zip Code field.   | .pqt                  |
| 0922              | Required Field Missing: Number of Copies is a required field in the .pqt file  | Populate the .pqt Number of Copies field.   | .pqt                  |
| 0923              | Required Field Missing: Number of Pieces is a required field in the .pqt file.   | Populate the .pqt Number of Pieces field.   | .pqt                  |
| 0924              | Required Field Missing: PQT Record Status is a required field in the .pqt file.  | Populate the .pqt PQT Record Status field.  | .pqt                  |
| 0925              | Required Field Missing: Package Level is a required field in the .pqt file.  | Populate the .pqt Package Level field.  | .pqt                  |
| 0926              | Required Field Missing: Closing Character is a required field in the .pqt file.  | Populate the .pqt Closing Character field.  | .pqt                  |
| 0927              | The .pqt Job ID field must be populated with an alphanumeric value.  | Populate the .pqt Job ID field with an alphanumeric value.  | .pqt                  |
| 0928              | The .pqt Package ID field must be populated with an alphanumeric value.  | Populate the .pqt Package ID field with an alphanumeric value.  | .pqt                  |
| 0929              | The .pqt Package ZIP Code field must be populated with an alphanumeric value.  | Populate the .pqt Package Zip Code field with an alphanumeric value.  | .pqt                  |
| 0931              | The .pqt Reserve field must be populated with an alphanumeric value (when populated).  | Populate the .pqt Reserve field with an alphanumeric value when populated.  | .pqt                  |
| 0932              | The .pqt Package Carrier Route field must be populated with an alphanumeric value (when populated).  | Populate the .pqt Package Carrier Route field with an alphanumeric value when populated.  | .pqt                  |
| 0933              | The .pqt CQT Database ID field must be populated with a numeric value.   | Populate the .pqt CQT Database ID field with a numeric value.   | .pqt                  |
| 0934              | The .pqt Number of Copies field must be populated with a numeric value.  | Populate the .pqt Number of Copies field with a numeric value.  | .pqt                  |
| 0935              | The .pqt Number of Pieces field must be populated with a numeric value.  | Populate the .pqt Number of Pieces field with a numeric value.  | .pqt                  |
| 0936              | The .pqt Bundle Charge Allocation field must be populated with a numeric value (when populated).   | Populate the .pqt Bundle Charge Allocation field with a numeric value when populated.   | .pqt                  |
| 0938              | The .pqt PQT Record Status field value provided was {1}; it must contain O = Original, D = Delete, I = Insert or U = Update.   | Populate the .pqt PQT Record Status field with O = Original, D = Delete, I = Insert, or U = Update.   | .pqt                  |
| 0939              | The .pqt Package Carrier Route field value provided was {1}; it must begin with C, R, H, B, or G (Valid Carrier Route Prefix) followed by 3 numbers with no illegal meta characters. | Populate the .pqt Package Carrier Route field with a value that begins with C, R, H, B, or G followed by a 3 numbers with no illegal meta characters. | .pqt                  |
| 0940              | The .pqt Closing Character field value provided was {1}; it must contain # sign.   | Populate the .pqt Closing Character field with #.   | .pqt                  |

| <b>Error Code</b> | <b>Mail.dat Client Error Message</b>   | <b>Action</b>   | <b>Error Location</b> |
|-------------------|--|---|-----------------------|
| 0944              | Each .pqt record must have a unique combination of Job ID, CQT Database ID, and Package ID.                | Populate each .pqt record with a unique combination of the following fields: Job ID, CQT Database ID, and Package ID. | .pqt Multiple fields  |
| 0945              | There must be no characters after the Closing Character.   | Remove all characters after the .pqt Closing Character field.   | .pqt                  |
| 0952              | Required Field Missing: Job ID is a required field in the .seg file.                                       | Populate .seg Job ID field.   | .seg                  |
| 0953              | Required Field Missing: Segment ID is a required field in the .seg file.                                   | Populate .seg Segment ID field.   | .seg                  |
| 0955              | Required Field Missing: Logical/Physical Container Indicator is a required field in the .seg file          | Populate .seg Logical/Physical Container Indicator field.   | .seg                  |
| 0956              | Required Field Missing: Log/Phy Package Indicator is a required field in the .seg file.                    | Populate .seg Log/Phy Package Indicator field.  | .seg                  |
| 0957              | Required Field Missing: LOT Database Date is a required field in the .seg file.                            | Populate .seg LOT Database Date field.  | .seg                  |
| 0958              | Required Field Missing: Verification Facility Name is a required field in the .seg file.                   | Populate .seg Verification Facility Name field.   | .seg                  |
| 0959              | Required Field Missing: Verification Facility ZIP+4 is a required field in the .seg file.                  | Populate .seg Verification Facility ZIP+4 field.  | .seg                  |
| 0960              | Required Field Missing: Automation Coding Date is a required field in the .seg file.                       | Populate .seg Automation Coding Date field.   | .seg                  |
| 0961              | Required Field Missing: Carrier Route Coding Date is a required field in the .seg file.                    | Populate .seg Carrier Route Coding Date field.  | .seg                  |
| 0962              | Required Field Missing: Carrier Route Sequencing Date is a required field in the .seg file.                | Populate .seg Carrier Route Sequencing Date field.  | .seg                  |
| 0963              | Required Field Missing: Mail Facility ID is a required field in the .seg file.                             |   | .seg                  |
| 0964              | Required Field Missing: SEG Record Status is a required field in the .seg file.                            | Populate .seg SEG Record Status field.  | .seg                  |
| 0965              | Required Field Missing: Closing Character is a required field in the .seg file.                            | Populate .seg Closing Character field.  | .seg                  |
| 0966              | The .seg Segment ID field must be populated with an alphanumeric value.                                    | Populate .seg Segment ID field with alphanumeric value.   | .seg                  |
| 0967              | The .seg Segment Description field must be populated with an alphanumeric value.                           | Populate .seg Segment Description field with alphanumeric value   | .seg                  |
| 0969              | The .seg Verification Facility Name field must be populated with an alphanumeric value.                    | Populate .seg Verification Facility Name field with alphanumeric value.   | .seg                  |
| 0972              | Alphanumeric Data Type Error: Mail Facility ID must be an alphanumeric value in the .seg file.             |   | .seg                  |
| 0973              | The .seg MPA ID for Container and Bundle Charge Method field must be populated with an alphanumeric value. | Populate .seg MPA ID for Container and Bundle Charge Method field with alphanumeric value.                            | .seg                  |
| 0974              | Alphanumeric Data Type Error: CSA Agreement ID must be an alphanumeric value in the .seg file.             |   | .seg                  |
| 0975              | The .seg User Option Field must be populated with an alphanumeric value.                                   | Populate .seg User Option field with alphanumeric value.  | .seg                  |
| 0976              | The .seg Reserve field must be populated with an alphanumeric value.                                       | Populate .seg Reserve field with alphanumeric value.  | .seg                  |
| 0977              | Numeric Data Type Error: Verification Facility ZIP+4 to be a numeric value in the .seg file.               | Populate .seg Verification Facility ZIP+4 with a numeric value.   | .seg                  |



| <b>Error Code</b> | <b>Mail.dat Client Error Message</b>   | <b>Action</b>  | <b>Error Location</b> |
|-------------------|--|--|-----------------------|
| 0978              | Date Data Type Error: LOT Database Date must be a valid numeric value formatted as YYYYMMDD in the .seg file.  | Populate .seg LOT Database Date field with a valid numeric value formatted as YYYYMMDD.  | .seg                  |
| 0979              | Date Data Type Error: Automation Coding Date must be a valid numeric value formatted as YYYYMMDD in the .seg file since automation mail exists.  | Populate .seg Automation Coding Date field with a valid numeric value formatted as YYYYMMDD.   | .seg                  |
| 0980              | Date Data Type Error: Carrier Route Coding Date must be a valid numeric value formatted as YYYYMMDD in the .seg file since carrier route mail exists.  | Populate .seg Carrier Route Sequence Date field with a valid numeric value formatted as YYYYMMDD.  | .seg                  |
| 0981              | Date Data Type Error: Carrier Route Sequencing Date must be a valid numeric value formatted as YYYYMMDD in the .seg file since carrier route walk sequence mail exists.  | Populate .seg Carrier Route Sequencing Date field with a valid numeric value formatted as YYYYMMDD.  | .seg                  |
| 0982              | Date Data Type Error: Move Update Date must be a valid numeric value formatted as YYYYMMDD in the .seg file.   | Populate .seg Move Update Date field with a valid numeric value formatted as YYYYMMDD.   | .seg                  |
| 0985              | Date Data Type Error: Zone Matrix Date must be a valid numeric value formatted as YYYYMMDD in the .seg file.   |  | .seg                  |
| 0986              | The .seg Principal Processing Category field value provided was {1}; it must contain LT = Letter, FL = Flat, CD = Card, CM = Custom Mail, NP = Non Machinable Parcels, MP = Machinable Parcel, IR = Irregular Parcel, or PF = Parcel, First Class. | Populate .seg Principal Processing Category field with LT = Letter, FL = Flat, CD = Card, CM = Custom Mail, NP = Non Machinable Parcels, MP = Machinable Parcel, IR = Irregular Parcel, or PF = Parcel, First Class. | .seg                  |
| 0987              | The .seg Substituted Container Prep field value provided was {1}; it must contain S = Sacks or T = Trays.  | Populate .seg Substituted Container Prep field with S = Sacks for Trays or T = Trays for Sacks.  | .seg                  |
| 0988              | The .seg Periodicals Newspaper Treatment field value provided was {1}; it must contain Y =Yes or N=No.   | Populate .seg Periodicals Newspaper Treatment field with Y = Yes or N = No.  | .seg                  |
| 0989              | The .seg Logical/Physical Container Indicator field value provided was {1}; it must contain L = Logical container or P = Physical container.   | Populate .seg Logical/Physical Container Indicator field with L = Logical Container or P = Physical Container.   | .seg                  |
| 0990              | The .seg Log/Phy Package Indicator field value provided was {1}; it must contain L=Logical Package or P= Physical package.   | Populate .seg Log/Phy Package Indicator field with L = Logical Package or P = Physical Package.  | .seg                  |
| 0993              | The .seg LOT Direction Indicator field value provided was {1}; it must contain F = Forward R = Reverse.  | Populate .seg LOT Direction Indicator field with F = Forward or R = Reverse.   | .seg                  |
| 0994              | The .seg Barcode Verifier Indicator field value provided was {1}; it must contain Y=Yes or N=No.   | Populate .seg Barcode Verifier Indicator field with Y = Yes or N = No.   | .seg                  |
| 0997              | The .seg Detached Address Label Indicator field value provided was {1}; it must contain Y = Yes or blank = No, Not applicable.   | Populate .seg Detached Mailing Label Indicator field with Y = Yes or blank = No, Not Applicable.   | .seg                  |

| Error Code | Mail.dat Client Error Message  | Action  | Error Location |
|------------|--|---|----------------|
| 0998       | The .seg Mailing Agreement Type field value provided was {1}; when populated, it must contain A = Alternate Mailing System, B = Optional Procedure, C = Reserved, D = Value Added, E = Combined Mail, F = Combined and Value Added, G = Manifest Mailing Itemized, or H = Manifest Mailing Batch.  | Populate .seg Mailing Agreement Type field with A = Alternate Mailing System, B = Optional Procedure, C = Reserved, D = Value Added, E = Combined Mail, F = Combined and Value Added, G = Manifest Mailing Itemized, or H = Manifest Mailing Batch. | .seg           |
| 0999       | The .seg Container and Bundle Charge Method field value provided was {1}; it must contain 0 – no publications in the mailing 1 – Charge all to a 3 <sup>rd</sup> party 2 – Charge all to one of the publications or 3 – proportion by copies to each of the publications.  | Populate .seg Container and Bundle Charge Method field with 0 = no publications in the mailing, 1 = Charge all to a 3 <sup>rd</sup> party, 2 = Charge all to one of the publications, or 3 = proportion by copies to each of the publications.      | .seg           |
| 1001       | The Seamless Acceptance Indicator field contains an invalid value; it must contain 1, 2 or blank.  |   | .seg           |
| 1002       | The .seg Less Than a Presort Segment Presentation field value provided was {1}; it must contain Y =Yes or N=No when populated.   | Populate .seg Less Than a Presort Segment Presentation field with Y = Partial or N = Full Presort when populated.   | .seg           |
| 1003       | The .seg Full-Service Participation Indicator field value provided was {1}; it must contain F = Full Service Option, M = Mixed (Basic and Full Mixed) or blank= None.  | Populate .seg Full-Service Participation Indicator field with F = Full Service Option, M = Mixed (Basic and Full Mixed) or blank = none.  | .seg           |
| 1010       | The .pdr Move Update Method field value provided was {1}; it must contain 0 = None 1 = ACS 2 = NCOA Link 3 = FAST Forward 4 = Mailer Move Update Process Certification/Alternative method (99% rule, legal restraint, 100% newly acquired from addressee) 5 = Ancillary Service Endorsements 6 = Multiple 7 = Simplified/Occupant/Exceptional/Alternative Address Format – No move update method needed for this code or 8 = OneCode ACS (when populated). | Populate the .pdr Move Update Method field with 0, 1, 2, 3, 4, 5, 6, 7, or 8 when populated.  | .pdr           |
| 1012       | The .seg Move Update Method field value provided was {1}; it must contain 0 = None 1 = ACS 2 = NCOA Link 4 = Mailer Move Update Process Certification/Alternative method (99% rule, legal restraint, 100% newly acquired from addressee) 5 = Ancillary Service Endorsements 6 = Multiple 7 = Simplified/Occupant/Exceptional/Alternative Address Format – No move update method needed for this code or 8 = OneCode ACS (when populated).                  | Populate .seg Move Update Method field with 0, 1, 2, 4, 5, 6, 7, or 8 (when populated).   | .seg           |
| 1013       | The .seg SEG Record Status field contains an invalid value; it must contain O = Original, D = Delete record, I = Insert record, if not match previous Keys, U = Update with this record, if match to Keys.   | Populate .seg SEG Record Status field with O = Original, D = Delete, I = Insert, or U = Update.   | .seg           |



| Error Code | Mail.dat Client Error Message  | Action  | Error Location       |
|------------|--|---|----------------------|
| 1015       | Move Update Date is a required field in the .seg file when the Move Update Method field is not populated with 0 = None, 4 = Mailer Move Update Process Certification/Alternative method (99% rule, legal restraint, 100% newly acquired from addressee), 6 = Multiple 7 = Simplified/Occupant/Exceptional/Alternative Address Format – No move update method needed for this code or 8 = One Code ACS. The value provided was {1}. | Populate .seg Move Update Date field.   | .seg Multiple fields |
| 1016       | Required Field Missing: Class Defining Preparation is a required field in the .seg file since Principal Processing Category is populated.  | Populate .seg Class Defining Preparation field.   | .seg Multiple fields |
| 1017       | Required Field Missing: Principal Processing Category is a required field in the .seg file since Class Defining Preparation is populated.  | Populate .seg Principal Processing Category field.  | .seg Multiple fields |
| 1019       | MPA ID for Container and Bundle Charge Method is a required field in the .seg file when the Container and Bundle Charge Method field is populated with 1 =Charge all to a 3 <sup>rd</sup> party or 2=Charge all to one of the publications.  | Populated .seg MPA ID for Container and Bundle Charge Method field.   | .seg Multiple fields |
| 1020       | The .seg Closing Character field value provided was {1}; it must contain #.  | Populated .seg Closing Character field with #.  | .seg                 |
| 1021       | The .seg Principal Processing Category field contains an invalid value; it must container LT = Letter, FL = Flat, CD = Card, PF = Parcel, MP = Machinable Parcel, IR = Irregular Parcel or NP = Non Machinable Parcels when the .seg Class Defining Preparation field is populated with 1= First Class.  | Populate .seg Principal Processing Category field with LT = Letter FL, CD, PF, MP, IR, or NP when Class Defining Preparation field is 1.  | .seg Multiple fields |
| 1022       | The .seg Principal Processing Category field value provided was {1}; it must contain LT = Letter, FL = Flat, IR = Irregular Parcel, MP = Machinable Parcel, NP = Non Machinable Parcels when the .seg Class Defining Preparation field is populated with 2 = Periodicals.  | Populate .seg Principal Processing Category field with LT = Letter, FL = Flats, IR = Irregular Parcel, MP = Machinable Parcel, or NP = Non Machinable Parcels when Class Defining Preparation field is 2.   | .seg Multiple fields |
| 1023       | The .seg Principal Processing Category field value provided was {1}; it must contain LT = Letters, FL = Flats, MP = Machinable Parcel, IR = Irregular Parcel, NP = Non Machinable Parcels, PF = Parcel, First Class, or CM = Custom Mail when the .seg Class Defining Preparation field is populated with 3 = Std Mail.  | Populate .seg Principal Processing Category field with LT = Letter, FL = Flats, MP = Machinable Parcel, IR = Irregular Parcel, NP = Non Machinable Parcels, PF = Parcel, First Class, or CM = Custom Mail when Class Defining Preparation field is 3. | .seg Multiple fields |
| 1024       | The .seg Principal Processing Category field value provided was {1}; it must container FL = Flat, MP = Machinable Parcel, IR = Irregular Parcel or NP = Non Machinable Parcels when the .seg Class Defining Preparation field is populated with 4 = Pkg Services.  | Populated .seg Principal Processing Category field with FL = Flats, MP, IR, or NP when Class Defining Preparation field 4.  | .seg Multiple fields |
| 1030       | There can be no characters after the Closing Character.  | Remove all characters after the .seg Closing Character field.   | .seg                 |

| Error Code | Mail.dat Client Error Message  | Action   | Error Location       |
|------------|--|--|----------------------|
| 1035       | The record with a .csm Container Status of R= Ready to pay, a .mpu Mail Piece Unit – Class of 2= Periodicals, and a .cpt Component – Rate Type of H = Per Ride-Along will be rejected since the .cpt Component – Weight of the ride-along is greater than the maximum allowed single ride-along piece weight. The value provided was {1}.  | Populate the .cpt Component – Weight field with a value that is within the maximum weight allowed for a single ride-along.                       | .seg Multiple fields |
| 1036       | The record with a .csm Container Status of R = Ready to pay, a .mpu Mail Piece Unit – Class of 2 = Periodicals, and a .cpt Component – Rate Type of H = Per Ride-Along will be rejected since the .mcr Host Component ID is not specified and a host record is found. The value provided was {1}.  | Populate the .mcr Component ID field when the csm Container Status is R, .mpu Mail Piece Unit – Class is 2, and .cpt Component – Rate Type is H. | .seg Multiple fields |
| 1037       | The record with a .csm Container Status of R = Ready to pay, a .mpu Mail Piece Unit – Class of 2 = Periodicals, and a .cpt Component – Rate Type of H = Per Ride-Along will be rejected since the ride-along component record's .cpt Component – Weight is greater than the host component record's Component – Weight. The value provided was {1}.  | Populate the .cpt Component – Weight field with a value that is within the maximum weight allowed for a single ride-along.                       | .seg Multiple fields |
| 1038       | The record with a .csm Container Status of R = Ready to pay, a .mpu Mail Piece Unit – Class of 2 = Periodicals, and a .cpt Component – Rate Type of H = Per Ride-Along will be rejected since the .mcr Component ID is not specified and multiple .mcr Host Statement Component IDs exist for the .mpu file. The value provided was {1}.   | Populate the .mcr Component ID field when the csm Container Status is R, .mpu Mail Piece Unit – Class is 2, and .cpt Component – Rate Type is H. | .seg Multiple fields |
| 1039       | The record with a .csm Container Status of R = Ready to pay, a .mpu Mail Piece Unit – Class of 2 = Periodicals or 5 = Per Pending, a .cpt Component – Rate Type of N=non profit, and a Component – Class of 3= Std Mail will be rejected since the Nonprofit permit number associated with the .mcr record does not have a valid application number or authorization number. The value provided was {1}. | Populate the .mpa Permit Number that is associated to the .mcr record with a value that has a valid application number or authorization number.  | .seg Multiple fields |
| 1040       | The record with a .csm Container Status of R = Ready to pay, a .mpu Mail Piece Unit – Class of 2=Periodicals or 5 = Per Pending, a .cpt Component – Class/Component – Rate Type of 1=First Class/R= Regular (US/MEX/CAN), 3= Std Mail/R= Regular (US/MEX/CAN), or 3= Std Mail/N= Nonprofit will be rejected since there is no matching finance number. The value provided was {1}.                       | Populate the .mpa Permit Number with a value that maps back to a valid Finance Number.   | .seg Multiple fields |
| 1041       | The record with a .csm – Container Status of R = Ready to pay, a .seg – Class Defining Preparation of 2 = Periodicals, a .cpt – Component Class/Component Rate Type of 1 = First Class/R = Regular (US/MEX/CAN), 3 = Std Mail/R = Regular (US/MEX/CAN), or 3 = Std Mail/N = Nonprofit will be rejected since there is no .mpa Postage Payment Method. The value provided was {1}.                        | Populate the .mpa Postage Payment Method field.  | .seg Multiple fields |

| Error Code | Mail.dat Client Error Message   | Action   | Error Location       |
|------------|---|--|----------------------|
| 1042       | The record with a .csm Container Status of R = Ready to pay, a .mpu Mail Piece Unit – Class of 2 = Periodicals or 5 = Per Pending, a .cpt Component – Class/Component – Rate Type of 1 = First Class/R = Regular (US/MEX/CAN), 3 = Std Mail/ R = Regular (US/MEX/CAN), or 3 = Std Mail/N = Nonprofit will be rejected since there is no matching .mpa Permit Number.  | Populate the .mpa Permit Number field.   | .seg Multiple fields |
| 1043       | The record with a Container Status of R = Ready to pay, a Class of 2= Periodicals or 5= Per Pending, a Component Class/Component Rate Type of 1=First Class/R= Regular (US/MEX/CAN), 3= Std Mail/R= Regular (US/MEX/CAN), or 3= Std Mail/N= Nonprofit will be rejected since there is no matching .mcr record number. The value provided was {1}.   | Populate the fields in the .mcr file.  | .seg Multiple fields |
| 1044       | The record with a .csm Container Status of R=Ready to pay, a .mpu Mail Piece Unit – Class of 2= Periodicals or 5= Per Pending, a .cpt Component – Class/Component – Rate Type of 1=First Class/R= Regular (US/MEX/CAN), 3= Std Mail/R= Regular (US/MEX/CAN), or 3= Std Mail/N= Nonprofit will be rejected since the .mpa USPS Publication Number and .mpa Permit Number are both populated. The value provided was {1}. | Populate either the .mpa USPS Publication Number field or the .mpa Permit Number field but not both. | .seg Multiple fields |
| 1045       | The record with a Container Status of R=Ready to pay, a Class of 2= Periodicals or 5= Per Pending, a Component Class/Component Rate Type of 1=First Class/R= Regular (US/MEX/CAN), 3= Std Mail/R= Regular (US/MEX/CAN), or 3= Std Mail/N= Nonprofit will be rejected since the .mpa USPS Publication Number and .mpa Permit Number are both blank. The value provided was {1}.  | Populate either the .mpa USPS Publication Number field or the .mpa Permit Number field.              | .seg Multiple fields |
| 1048       | The seg. Class Defining Preparation field value provided was {1}; it must contain 1 = First Class, 2 = Periodicals, 3 = Std Mail, or 4 = Pkg Services.  | Populated the .seg Class Defining Preparation field with 1, 2, 3, or 4.                              | .seg                 |
| 1053       | Required Field Missing: Job ID is a required field in the .par file.  |  | .par                 |
| 1054       | Required Field Missing: Segment ID is a required field in the .par file.  | Populate the .par Segment ID field.  | .par                 |
| 1055       | Required Field Missing: Mail Piece Unit ID is a required field in the .par file.  | Populate the .par Mail Piece Unit ID field.  | .par                 |
| 1056       | Required Field Missing: Component ID is a required field in the .par file.  | Populate the .par Component ID field.  | .par                 |
| 1057       | Required Field Missing: Sequence Number is a required field in the .par file.   | Populate the .par Sequence Number field.   | .par                 |
| 1058       | Required Field Missing: Sequence Number is a required field in the .par file.   | Populate the .par Data field.  | .par                 |
| 1059       | Required Field Missing: Adjustment Type is a required field in the .par file.   | Populate the .par Adjustment Type field.   | .par                 |

| <b>Error Code</b> | <b>Mail.dat Client Error Message</b>  | <b>Action</b>   | <b>Error Location</b> |
|-------------------|---|---|-----------------------|
| 1060              | Required Field Missing: Adjustment Amount is a required field in the .par file.                                   | Populate the .par Adjustment Amount field.  | .par                  |
| 1061              | Required Field Missing: Credit/Debit Indicator is a required field in the .par file.                              | Populate the .par Credit/Debit Indicator field.   | .par                  |
| 1063              | Required Field Missing: MPA – Unique Sequence / Grouping ID is a required field in the .par file.                 | Populate the .par MPA – Unique Sequence / Grouping ID field.                            | .par                  |
| 1064              | Required Field Missing: PAR Record Status is a required field in the .par file.                                   | Populate the .par PAR Record Status field.  | .par                  |
| 1065              | Required Field Missing: Closing Character is a required field in the .par file.                                   | Populate the .par Closing Character field.  | .par                  |
| 1066              | Alphanumeric Data Type Error: Job ID must be an alphanumeric value in the .par file.                              | Populate the .par Job ID field with an alphanumeric value.                              | .par                  |
| 1067              | Alphanumeric Data Type Error: Segment ID must be an alphanumeric value in the .par file.                          | Populate the .par Segment ID field with an alphanumeric value.                          | .par                  |
| 1068              | Alphanumeric Data Type Error: Mail Piece Unit ID must be an alphanumeric value in the .par file.                  | Populate the .par Mail Piece Unit ID field with an alphanumeric value.                  | .par                  |
| 1069              | Alphanumeric Data Type Error: Component ID must be an alphanumeric value in the .par file.                        | Populate the .par Component ID field with an alphanumeric value.                        | .par                  |
| 1070              | Alphanumeric Data Type Error: User Comments must be an alphanumeric value in the .par file (when populated).      | Populate the .par User Comments field with an alphanumeric value when populated.        | .par                  |
| 1071              | Alphanumeric Data Type Error: MPA – Unique Sequence / Grouping ID must be an alphanumeric value in the .par file. | Populate the .par MPA – Unique Sequence / Grouping ID field with an alphanumeric value. | .par                  |
| 1072              | Alphanumeric Data Type Error: Reserve must be an alphanumeric value in the .par file (when populated).            | Populate the .par Reserve field with an alphanumeric value when populated.              | .par                  |
| 1075              | Alphanumeric Data Type Error: User Option must be an alphanumeric value in the .par file (when populated).        | Populate the .par User Option Field with an alphanumeric value when populated.          | .par                  |
| 1079              | Numeric Data Type Error: Sequence Number must be a numeric value in the .par file.                                | Populate the .par Sequence Number field with a numeric value.                           | .par                  |
| 1080              | Numeric Data Type Error: Adjustment Amount must be a numeric value in the .par file (when populated).             | Populate the .par Adjustment Amount field with a numeric value.                         | .par                  |
| 1081              | Numeric Data Type Error: Total Piece Affected must be a numeric value in the .par file (when populated).          | Populate the .par Total Pieces Affected field with a numeric value.                     | .par                  |
| 1082              | Numeric Data Type Error: MPA- Unique Sequence / Grouping ID must be zero-padded if numeric.                       | Populate the .par MPA – Unique Sequence / Grouping ID field with a numeric value.       | .par                  |
| 1084              | Date Data Type Error: Date must be a valid numeric value formatted as YYYYMMDD in the .par file.                  | Populate the .par Date field with a numeric value formatted as YYYYMMDD.                | .par                  |
| 1085              | The Adjustment Type field value provided was {1}; it must contain 03 = Spoilage or 04= Shortage.                  | Populate the .par Adjustment Type field with 03 or 04.                                  | .par                  |
| 1087              | The Credit/Debit Indicator field provided value was {1}; it must contain C = Credit or D = Debit.                 | Populate the .par Credit/Debit Indicator field with C or D.                             | .par                  |
| 1088              | The Adjustment Status field provided value was {1}; it must contain R= Ready To Pay.                              | Populate the .par Adjustment Status field with R.                                       | .par                  |

| <b>Error Code</b> | <b>Mail.dat Client Error Message</b>   | <b>Action</b>   | <b>Error Location</b> |
|-------------------|--|---|-----------------------|
| 1089              | The PAR Record Status field value provided was {1}; it must contain O = Original, D = Delete, I = Insert, or U = Update.   | Populate the .par PAR Record Status field with O = Original, D = Delete, I = Insert, or U = Update.   | .par                  |
| 1090              | The Closing Character field value provided was {1}; it must contain #.   | Populate the .par Closing Character field with #.   | .par                  |
| 1099              | There can be no characters after the Closing Character.  | Remove all characters after the .par Closing Character.   | .par                  |
| 1103              | Each .par file must have an associated .mpa Postage Payment Method field set to P = Permit or G = Gov't – Fed (use Permit).  | Include an .mpa record with a Postage Payment Method field with a value of P or G for each .par file. | Multiple files        |
| 1107              | The Adjustment Amount cannot be a zero dollar amount in the .par file.   | Populate the .par Adjustment Amount field with a value that is greater than zero dollars.             | .par                  |
| 1111              | Required Field Missing: Job ID is a required field in the .cqt file and must be a unique value.  | Populate the .cqt Job ID field.   | .cqt                  |
| 1112              | Required Field Missing: CQT Database ID is a required field in the .cqt file.  | Populate the .cqt CQT Database ID field.  | .cqt                  |
| 1113              | Required Field Missing: Container ID is a required field in the .cqt file.   | Populate the .cqt Container ID field.   | .cqt                  |
| 1114              | The value provided was {1}; it must contain L = Local, V = ADC, 1 = Zone 1 & 2, 3 = Zone 3, 4 = Zone 4, 5 = Zone 5, 6 = Zone 6, 7 = Zone 7, 8 = Zone 8, 9 = Zone 9, W = Reserved, S = SCF, D = DDU, or N = Not Zoned.  | Populate .cqt Zone field with a valid value.  | .cqt                  |
| 1115              | Required Field Missing: Destination Entry is a required field in the .cqt file.  | Populate the .cqt Destination Entry field.  | .cqt                  |
| 1116              | Required Field Missing: Rate Category is a required field in the .cqt file.  | Populate the .cqt Rate Category field.  | .cqt                  |
| 1117              | The .cqt Barcode Discount or Surcharge field must be populated with either B = Pays base rate (no surcharge or discount), D = Barcode discount (deducted from the base rate), S = Non-Barcode Surcharge (added to the base rate), I = Non-Barcoded DNDC-entered. | Populate the .cqt Barcode Discount or Surcharge field.  | .cqt                  |
| 1118              | The .cqt Periodical: Sub / Non-Sub / Requestor Indicator field must be populated with either S = Sub, N = Non, R = Requestor or O = Other. The value provided was {1}.   | Populate the .cqt Periodicals: Sub/Non-Sub/Requestor Indicator field.                                 | .cqt                  |
| 1119              | The .cqt Periodicals Co-Palletization Discount Indicator field must be populated with either Y = Yes, or N = No. The value provided was {1}.   | Populate the .cqt Periodicals Co-Palletization Discount Indicator field.                              | .cqt                  |
| 1120              | Number of Copies is a required field in the .cqt file.   | Populate the .cqt Number of Copies field.   | .cqt                  |
| 1121              | Required Field Missing: Number of Pieces is a required field in the .cqt file.   | Populate the .cqt Number of Pieces field.   | .cqt                  |
| 1123              | The .cqt Record Status field must be populated with either O=Original, D=Delete, I=Insert or U=Update. The value provided was {1}.   | Populate the .cqt Record Status field.  | .cqt                  |
| 1124              | Required Field Missing: Closing Character is a required field in the .cqt file.  | Populate the .cqt Closing Character field.  | .cqt                  |
| 1125              | Alphanumeric Data Type Error: Job ID must be an alphanumeric value in the .cqt file.   | Populate the .cqt Job ID field with an alphanumeric value.  | .cqt                  |



| <b>Error Code</b> | <b>Mail.dat Client Error Message</b>   | <b>Action</b>   | <b>Error Location</b> |
|-------------------|--|---|-----------------------|
| 1126              | Alphanumeric Data Type Error: 3 Digit/5 Digit Container Division must be an alphanumeric value in the .cqt file.   | Populate the .cqt 3 Digit/5 Digit Container Division field with an alphanumeric value.  | .cqt                  |
| 1127              | The .cqt Mail Piece Unit ID field must be populated with an alphanumeric value.  | Populate the .cqt Mail Piece Unit ID field with an alphanumeric value.  | .cqt                  |
| 1128              | Alphanumeric Data Type Error: Reserve must be an alphanumeric value in the .cqt file.  | Populate the .cqt Reserve field with an alphanumeric value.   | .cqt                  |
| 1129              | Numeric Data Type Error: CQT Database ID must be a numeric value in the .cqt file.   | Populate the .cqt CQT Database ID field with a numeric value.   | .cqt                  |
| 1130              | Numeric Data Type Error: Container ID must be a numeric value in the .cqt file.  | Populate the .cqt Container ID field with a numeric value.  | .cqt                  |
| 1131              | Numeric Data Type Error: Number of Copies must be a numeric value in the .cqt file.  | Populate the .cqt Number of Copies field with a numeric value.  | .cqt                  |
| 1132              | Numeric Data Type Error: Number of Pieces must be a numeric value in the .cqt file.  | Populate the .cqt Number of Pieces field with a numeric value.  | .cqt                  |
| 1135              | The .cqt Container Charge Allocation field must be populated with a numeric value.   | Populate the .cqt Container Charge Allocation field with a numeric value.   | .cqt                  |
| 1136              | The .cqt ZAP Agent Code must be populated with a numeric value.  | Populate the .cqt ZAP Agent Code field with a numeric value.  | .cqt                  |
| 1142              | The .cqt Barcode Discount or Surcharge Indicator field value provided was {1}; it must contain O = Other, if not a parcel B = Pays base rate (no surcharge or discount) D = Barcode discount (deducted from the base rate) S = Non-Barcode Surcharge (added to the base rate) or I = Non-Barcoded DNDC-entered parcel. | Populate the .cqt Barcode Discount or Surcharge Indicator field with O, B, D, S, or I.  | .cqt                  |
| 1146              | The .cqt CQT Record Status field value provided was {1}; it must contain O = Original, D = Delete or U = Update.   | Populate the .cqt CQT Record Status field with O, D, or U.  | .cqt                  |
| 1147              | The .cqt Closing Character value provided was {1}; it must contain #.  | Populate the .cqt Closing Character field with #.   | .cqt                  |
| 1148              | The .cqt Zone field value provided was {1}; it must contain D = DDU, S = SCF, V = ADC, 1 = Zone 1 & 2, 3 = Zone 3, 4 = Zone 4, 5 = Zone 5, 6 = Zone 6, 7 = Zone 7, 8 = Zone 8, or 9 = Zone 9 when the .cqt Periodicals Not County/In County Periodicals is populated with N = Not County.                              | Populate the .cqt Zone field with D, S, V, 1, 3, 4, 5, 6, 7, 8, or 9 when the .cqt Periodicals Not County/In County Periodicals is populated with N.    | .cqt Multiple fields  |
| 1149              | The .cqt Zone field value provided was {1}; it must contain D = DDU, S = SCF, N = Not Zoned, V = ADC, 1 = Zone 1 & 2, 3 = Zone 3, 4 = Zone 4, 5 = Zone 5, 6 = Zone 6, 7 = Zone 7, 8 = Zone 8, or 9 = Zone 9 when the .cqt Periodicals Not County/In County Periodicals is populated with I = In County Periodicals.    | Populate the .cqt Zone field with D, S, N, V, 1, 3, 4, 5, 6, 7, 8, or 9 when the .cqt Periodicals Not County/In County Periodicals is populated with I. | .cqt Multiple fields  |
| 1150              | The .cqt Zone value provided was {1}; it must contain 1 = Zone 1 & 2, 3 = Zone 3, 4 = Zone 4, 5 = Zone 5, 6 = Zone 6, 7 = Zone 7, 8 = Zone 8, 9 = Zone 9, S = SCF, N = Not Zoned or D = DDU when the .mpu Mail Piece Unit – Rate Type field is populated with B = Bound Printed Matter.                                | Populate the .cqt Zone field with 1, 3, 4, 5, 6, 7, 8, 9, S, N or D when the .mpu Mail Piece Unit – Rate Type field is populated with B.                | .cqt Multiple fields  |

| Error Code | Mail.dat Client Error Message  | Action   | Error Location       |
|------------|--|--|----------------------|
| 1151       | The .cqt Zone field provided was {1}; it must contain N = Not Zoned when .mpu Mail Piece Unit – Class field is populated with 1= First Class, except when the .hdr Mail.dat Presentation Category is populated with N = Single Piece.  | Populate the .cqt Zone field with N when .mpu Mail Piece Unit – Class field is populated with 1, except when the .hdr Mail.dat Presentation Category is populated with N.  | .cqt Multiple fields |
| 1152       | The .cqt Zone field provided was {1}; it must contain N = Not Zoned when the .mpu Mail Piece Unit – Rate field is populated with F = Media or L = Library.   | Populate the .cqt Zone field with N when .mpu Mail Piece Unit – Rate field is populated with F or L.   | .cqt Multiple fields |
| 1153       | Populate the .cqt Zone field with N = Not Zoned when .mpu Mail Piece Unit – Class field is populated with 3 = Std Mail.  | Populate the .cqt Zone field with N when the .mpu Mail Piece Unit – Rate Type field is populated with 3.   | .cqt Multiple fields |
| 1158       | The .cqt Rate Category field provided was {1}; it must contain S = Single Piece, N = Presort (1c, 4c), D = Carrier Route, FF = Reserved, FN = Reserved, FG = Reserved, or FH = Reserved when the .mpu Mail Piece Unit – Rate Type field is populated with B = Bound Printed Matter.  | Populate the .cqt Rate Category field with S, N, D, FF FN, FG, or FH when .mpu Mail Piece Unit – Rate Type field is populated with B.  | .cqt Multiple fields |
| 1160       | The .cqt Rate Category field provided was {1}; it must contain S = Single Piece, N = Presort (1c, 4c), or G = 5 – Digit when the .mpu Mail Piece Unit – Rate Type field is populated with F = Media or L = Library.  | Populate the .cqt Rate Category field with S, N, or G when .mpu Mail Piece Unit – Rate Type field is populated with F or L.  | .cqt Multiple fields |
| 1163       | Populate the .cqt Rate Category field with N = Presort (1c, 4c) when .mpu Mail Piece Unit – Class field is populated with 3= Std Mail and the .mpu Mail Piece Unit – Processing Category field is populated with CM= Custom Mail.  | Populate the .cqt Rate Category field with N when .mpu Mail Piece Unit – Class field is populated with 3 and the .mpu Mail Piece Unit – Processing Category field is populated with CM.  | .cqt Multiple fields |
| 1164       | Populate the .cqt Rate Category field with A = Saturation-ECR, A1 = Non Automation – ECR, B = High Density-ECR, C = High Density Plus – ECR, C1 = Nonautomation High Density Plus – ECR, D = Carrier Route, D2 = Carrier Route (Bundles on Pallet), E = 5 Digit Barcode, G = 5 Digit, H = 3 Digit Barcode, K = 3 Digit, L3 =ADC BC, L4 = MxADC BC, L5 = ADC, L6 = MxADC, S = Single Piece, FF = Reserved, FG = Reserved, FH = Reserved, FI = Reserved, FJ = Reserved, or FN = Reserved when .mpu Mail Piece Unit – Class field is populated with 3 = Std Mail and the .mpu Mail Piece Unit Processing Category field is populated with FL = Flats. | Populate the .cqt Rate Category field with A, A1, B, C, C1, D, D2, E, G, H, K, L3, L4, L5, L6, S, FF, FG, FH, FI, FJ, or FN when the .mpu Mail Piece Unit Class field is populated with 3 and the .mpu Mail Piece Unit – Processing Category field is populated with FL = Flats. | .cqt Multiple fields |
| 1165       | Populate the .cqt Rate Category field with A = Saturation-ECR, B = High Density-ECR, D = Carrier Route, E = 5 Digit Barcode, G = 5 Digit, H = 3 Digit Barcode, K = 3 Digit, L = Basic Barcode, N = Presort (1c, 4c), L1 = AADC BC, L2 = MxAADC BC, L3 =ADC BC, L4 = MxADC BC, L5 = ADC, L6 = MxADC or FB = Firm Bundle (Not In-County), FF = Reserved, or FN = Reserved when the .seg Full-Service Participation Indicator field is blank and the .mpu Mail Piece Unit – Class field is populated with 2 = Periodicals.  | Populate the .cqt Rate Category field with A, B, D, E, G, H, K, L, N, L1, L2, L3, L4, L5, L6, FB, FF or FN for when the .seg Full-Service Participation Indicator field is blank and the .mpu Mail Piece Unit – Class field is populated with 2.                                 | .cqt                 |



| Error Code | Mail.dat Client Error Message  | Action  | Error Location |
|------------|--|---|----------------|
| 1169       | There can be no characters after the Closing Character.  | Remove all characters after the .cqt Closing Character field.   | .cqt           |
| 1170       | A tray based copal consolidator cannot be deleted.   | Do not attempt to delete a tray based copal consolidator.   | .oci           |
| 2204       | Required Field Missing: 3 Digit/5 Digit Container Division is a required field in the .cqt file.   | Populate the .cqt 3 Digit/5 Digit Container Division field.   | .cqt           |
| 2205       | Required Field Missing: Mail Piece Unit ID is a required field in the .cqt file.   | Populate the .cqt Mail Piece Unit ID field.   | .cqt           |
| 2206       | Numeric Data Type Error: Mail Piece Unit ID must be zero-padded if numeric.  | Populate the .cqt Mail Piece Unit ID field with a value that is zero-padded when numeric.   | .cqt           |
| 2207       | The .cqt Zone field value provided was {1}; it must contain S = SCF, D = DDU , L = Local, 1 = Zone 1 & 2, 3 = Zone 3, 4 = Zone 4, 5 = Zone 5, 6 = Zone 6, 7 = Zone 7, 8 = Zone 8, 9 = Zone 9, N = Not Zoned, or V = ADC after Price Change.  | Populate the .cqt Zone field with S, D, L, 1, 3, 4, 5, 6, 7, 8, 9, N, or V.   | .cqt           |
| 2208       | The .cqt Destination Entry field value provided was {1}; it must contain B = DNDC, S = DSCF, D = DDU, N = None, A = DADC, P = Reserved, or O = OptNDC.   | Populate the .cqt Destination Entry field with B, S, D, N, A, P, or O.  | .cqt           |
| 2209       | The .cqt Rate Category field value provided was {1}; it must contain A = Saturation – ECR, A1 = Non Automation Saturation – ECR, B = High Density – ECR, B1 = Non Automation High Density – ECR, C = High Density Plus – ECR, C1 = Nonautomation High Density Plus – ECR, D = Carrier Route, D1 = Non Automation Basic – Carrier Route, D2 = Carrier Route (Bundles on Pallet), E = 5 Digit Barcode, FB = Firm Bundle, FC = Reserved, FF = Reserved, FG = Reserved, FH = Reserved, FI = Reserved, FJ = Reserved, FN = Reserved, FS = Reserved, G = 5 Digit, H = 3 Digit Barcode, K = 3 Digit, L = Basic Barcode, N = Presort, O = In County Basic, Z = Parcel Select Ground, PM = SCF, P7 = NDC, P8 = Mixed NDC, L1 = AADC BC, L2 = MxAADC BC, L3 = ADC BC, L4 = MxADC BC L5 = ADC Non-BC, L6 = MxADC Non-BC Standard Letters, L7 = AADC Non-BC, L8 = MxAADC Non-BC, R1 = Regional Ground OSCF, R2 = Regional Ground ONDC, S = Single Piece, SD = Single-Piece (Does not meet content standards) or X = Other. | Populate the .cqt Rate Category field with A, A1, B, B1, C, C1, D, D1, D2, E, FB, FC, FF, FG, FH, FI, FJ, FN, FS, G, H, K, L, N, O, S, Z, PM, P7, P8, L1, L2, L3, L4, L5, L6, L7, L8, SD, X | .cqt           |
| 2211       | The .cqt Service Level Indicator field contains an invalid value; it must contain F = Full Service, B = Basic, P = PostNet, or O = Other.  | Populate the .cqt Service Level Indicator field with F, B, P, or O.   | .cqt           |
| 2302       | Alphanumeric Data Type Error: Contact Name must be an alphanumeric value in the .hdr file.   | The .hdr Job ID field must be populated with a value that is zero-padded if populated with a numeric value.   | .hdr           |
| 2303       | Required Field Missing: Container Summary Record is a required field in the .hdr file.   | Populate the .hdr Container Summary Record Count field.   | .hdr           |
| 2304       | Required Field Missing: Container Summary File Status is a required field in the .hdr file.  | Populate the .hdr Container Summary File Status field.  | .hdr           |

| <b>Error Code</b> | <b>Mail.dat Client Error Message</b>   | <b>Action</b>   | <b>Error Location</b> |
|-------------------|--|---|-----------------------|
| 2305              | Required Field Missing: Mail.dat Software Version is a required field in the .hdr file.  | Populate the .hdr Mail.dat Software Version field.  | .hdr                  |
| 2306              | Required Field Missing: Mail.dat Software Vendor's Email is a required field in the .hdr file.   | Populate the .hdr Mail.dat Software Vendor's Email field.   | .hdr                  |
| 2307              | Required Field Missing: Original Container Identification File Status is a required field in the .hdr file.  | Populate the .hdr Original Container Identification field.  | .hdr                  |
| 2308              | Alphanumeric Data Type Error: Original Software Version must be an alphanumeric value in the .hdr file.  | Populate the .hdr Original Software Version field with an alphanumeric value.   | .hdr                  |
| 2401              | Alphanumeric Data Type Error: Job ID must be an alphanumeric value in the .seg file.   | Populate the .seg Job ID field with an alphanumeric value.  | .seg                  |
| 2403              | Required Field Missing: Class Defining Preparation is a required field in the .seg file.   | Populate the .seg Class Defining Preparation field.   | .seg                  |
| 2404              | Alphanumeric Data Type Error: The .seg Class Defining Preparation must be populated with an alphanumeric value.  | Populate the .seg Class Defining Preparation field with an alphanumeric value.  | .seg                  |
| 2405              | Required Field Missing: Principal Processing Category is a required field in the .seg file.  | Populate the .seg Principal Processing Category field.  | .seg                  |
| 2406              | The .seg Package Services Packaging Criteria field value provided was {1}; it must contain PC = Piece PD = Pound or CB = Both.   | Populate the .seg Package Services Packaging Criteria field with PC, PD, or CB.   | .seg                  |
| 2407              | Required Field Missing: Container and Bundle and Charge Method is a required field in the .seg file.   | Populate the .seg Container and Bundle Charge Method field.   | .seg                  |
| 2604              | Numeric Data Type Error: Display Container ID must be zero-padded if numeric.  | Populate the .csm Display Container ID field with a value that is zero-padded if populated with a numeric value.  | .csm                  |
| 2605              | Alphanumeric Data Type Error: The .csm Container Destination Zip field must be populated with an alphanumeric value.   | Populate the .csm Container Destination Zip field with an alphanumeric value.   | .csm                  |
| 2606              | The value provided For The .csm Container Level field was {1}; it must contain A = CR-Direct, B = Mixed CR in 5 Digit, C = Mixed CR in 3 Digit, D = CR – 5D Scheme, E = FSS Sort Plan, F = FSS Facility, G = 5 Digit (Auto/Presort), H = 5 Digit (Merged), I = 5 Digit (Presort Only), J = 5 Digit (Barcode only), K = Metro Scheme, M = 5D Scheme (Presort), N = 5D Scheme (Auto, Presort), P = 5D Scheme (Barcode), Q = 5D Scheme (Merged), R = 3 Digit (Auto, Presort), S = 3 Digit (Barcode), T = 3 Digit (Presort), U = 3 Digit (CR, Auto, Presort), V = 3 Digit Scheme, X = SCF, Y = Protected SCF, Z = ADC, AA = AADC, AB = Mixed ADC, AC = Mixed AADC, AD = ASF, AE = NDC, AF = Protected NDC, AG = Mixed NDC, AH = Origin MxADC, AI = Protected ADC, AJ = Single Piece, AK = MXDS Mixed Surface CSA FCM Only, AL = MXDA Mixed Air CSA FCM Only, AM = Working CSA FCM Only, AN = Single Piece CSA FCM Only, AO = Surface CSA FCM Only, AP = Air CSA FCM Only, AQ = Local CSA FCM Only. | Populate the .csm Container Level field with<br>A,B,C,D,E,F,G,H,I,J,K,M,N,P,Q,R,S,T,U<br>,V,X,Y,Z,AA,AB,AC,AD,AE,AF,AG,<br>AH,AI,AJ,AK,AL,AM,AN,AO,AP,AQ. | .csm                  |

| <b>Error Code</b> | <b>Mail.dat Client Error Message</b>   | <b>Action</b>   | <b>Error Location</b> |
|-------------------|--|---|-----------------------|
| 2608              | Alphanumeric Data Type Error: The .csm Entry Point – Actual / Delivery – Locale Key must be populated with an alphanumeric value.  | Populate the .csm Entry Point – Actual / Delivery – Locale Key field with an alphanumeric value.  | .csm                  |
| 2609              | Required Field Missing: Entry Point – Actual / Delivery – Postal Code is a required field in the .csm file.  | Populate the .csm Entry Point – Actual / Delivery – Postal Code field.  | .csm                  |
| 2610              | Alphanumeric Data Type Error: The .csm Entry Point – Actual / Delivery – Postal Code must be populated with an alphanumeric value.   | Populate the .csm Entry Point – Actual / Delivery – Postal Code field with an alphanumeric value.   | .csm                  |
| 2611              | Numeric Data Type Error: The .csm Parent Container Reference ID field must be populated with a numeric value.  | Populate the .csm Parent Container Reference ID field with a numeric value.   | .csm                  |
| 2615              | Required Field Missing: Total Weight (product only) is a required field in the .csm file, when the associated Container ID is not referenced in the .csm Supplemental Physical Container ID field of a Container ID, which has the .csm Total Weight (product only) field populated. | Populate the .csm Total Weight (product only) field, when the associated Container ID is not referenced in the .csm Supplemental Physical Container ID field of a Container ID, which has the .csm Total Weight (product only) field populated. | .csm                  |
| 2617              | The value provided for the .csm Container Status field was {1}; it must contain P = Preliminary postage statement, R = Ready to pay, X = Paid, C = Cancel, D = Delete, or T = Transportation Information Update (when populated).  | Populate the .csm Container Status field with P, R, X, C, D, or T when populated.   | .csm                  |
| 2618              | The value provided For The .csm Sibling Container Indicator field was {1}; it must contain Y = Yes or Blank = None.  | Populate the .csm Sibling Container Indicator field with Y or leave blank.  | .csm                  |
| 2619              | Numeric Data Type Error: Sibling Container Reference ID must be a numeric value in the .csm file.  | Populate the .csm Sibling Container Reference ID field with a numeric value.  | .csm                  |
| 2622              | Alphanumeric Data Type Error: The .csm Transportation Carrier ID field must be populated with an alphanumeric value.   | Populate the .csm Transportation Carrier ID field with an alphanumeric value.   | .csm                  |
| 2623              | Alphanumeric Data Type Error: The .csm Label: Destination Line 1 field must be populated with an alphanumeric value.   | Populate the .csm Label: Destination Line 1 field with an alphanumeric value.   | .csm                  |
| 2624              | Alphanumeric Data Type Error: The .csm Label: Destination Line 1 field must be populated with an alphanumeric value.   | Populate the .csm Label: Destination Line 2 field with an alphanumeric value.   | .csm                  |
| 2625              | Alphanumeric Data Type Error: The .csm Label: Contents – Line 1 field must be populated with an alphanumeric value.  | Populate the .csm Label: Contents – Line 1 field with an alphanumeric value.  | .csm                  |
| 2626              | Alphanumeric Data Type Error: The .csm Label: Contents – Line 2 field must be populated with an alphanumeric value.  | Populate the .csm Label: Contents – Line 2 field with an alphanumeric value.  | .csm                  |
| 2627              | Alphanumeric Data Type Error: The .csm Label: User Information Line 1 field must be populated with an alphanumeric value.  | Populate the .csm Label: User Information Line 1 field with an alphanumeric value.  | .csm                  |
| 2628              | Alphanumeric Data Type Error: The .csm Label: User Information Line 2 field must be populated with an alphanumeric value.  | Populate the .csm Label: User Information Line 2 field with an alphanumeric value.  | .csm                  |

| <b>Error Code</b> | <b>Mail.dat Client Error Message</b>  | <b>Action</b>   | <b>Error Location</b> |
|-------------------|---|---|-----------------------|
| 2629              | Alphanumeric Data Type Error: IMTM Barcode Upper Serialization must be an alphanumeric value in the .csm file.  |   | .csm                  |
| 2631              | Alphanumeric Data Type Error: Container Level Attempted must be an alphanumeric value in the .csm file.   |   | .csm                  |
| 2632              | Numeric Data Type Error: The .csm CSA Separation ID field must be populated with an numeric value.  | Populate the .csm CSA Separation ID field with an numeric value.  | .csm                  |
| 2901              | Numeric Data Type Error: Job ID must be zero-padded if numeric.   | Populated the .mpu Job ID field with a value that is zero-padded.   | .mpa                  |
| 2902              | Numeric Data Type Error: Unique Sequence/Grouping ID must be zero-padded if numeric.  | Populate the .mpa MPA – Unique Sequence/Grouping ID field with a value that is zero-padded if populated with a numeric value.   | .mpa                  |
| 2903              | Alphanumeric Data Type Error: The .mpa Customer Reference ID field must be populated with an alphanumeric value.  | Populate the .mpa Customer Reference ID field with an alphanumeric value.   | .mpa                  |
| 2904              | Required Field Missing: Postage Payment Method is a required field in the .mpa file.  | Populate the .mpa Postage Payment Method field.   | .mpa                  |
| 2997              | Required Field Missing: Mail Piece Unit – Weight is a required field in the .mpu file.  | Populate the .mpu Mail Piece Unit – Weight field.   | .mpu                  |
| 2998              | The .mpu Flat Machinability must be populated with an alphanumeric value when the .mpu Mail Piece Unit – Class field is populated with 2 or 5 and the .mpu Mail Piece Unit – Processing Category field is populated with FL = Flats. 2 = Periodicals 5 = Per Pending. The value provided was {1}. | Populate the .mpu Flat Machinability field with an alphanumeric value when the .mpu Mail Piece Unit – Class field is populated with 2 or 5 and the .mpu Mail Piece Unit – Processing Category field is populated with FL = Flats. | .mpu                  |
| 2999              | The .mpu Flat Machinability field is required when the .mpu Mail Piece Unit – Class field is populated with 2 or 5 and the .mpu Mail Piece Unit – Processing Category field is populated with FL = Flats. 2 = Periodicals 5 = Per Pending.  | Populate the .mpu Flat Machinability field when the .mpu Mail Piece Unit – Class field is populated with 2 or 5 and the .mpu Mail Piece Unit – Processing Category field is populated with FL = Flats.                            | .mpu                  |
| 3002              | The .cpt Component ID field must be populated with an alphanumeric value.   | Populate the .cpt Component ID field with an alphanumeric value.  | .cpt                  |
| 3004              | Required Field Missing: Component – Weight is a required field in the .cpt file.  | Populate the .cpt Component – Weight field.   | .cpt                  |
| 3005              | Required Field Missing: Component – Weight: Status is a required field in the .cpt file.  | Populate the .cpt Component – Weight: Status field.   | .cpt                  |
| 3006              | Required Field Missing: Component – Periodical Ad Percentage: Status is a required field in the .cpt file.  | Populate the .cpt Component – Periodical Ad Percentage: Status field.   | .cpt                  |
| 3007              | The value provided for the Component – Periodical Ad Percentage: Status field was {1}; it must contain N = None Given, P = Pending, or F = Final.   | Populate the .cpt Component – Periodical Ad Percentage: Status field with N, P, or F.   | .cpt                  |
| 3104              | Required Field Missing: Mail Piece Unit – Class is a required field in the .mpu file.   | Populate the .mpu Mail Piece Unit – Class field.  | .mpu                  |
| 3105              | Required Field Missing: Mail Piece Unit – Rate Type is a required field in the .mpu file.   | Populate the .mpu Mail Piece Unit – Rate Type field.  | .mpu                  |

| <b>Error Code</b> | <b>Mail.dat Client Error Message</b>   | <b>Action</b>  | <b>Error Location</b> |
|-------------------|--|--|-----------------------|
| 3106              | Required Field Missing: Mail Piece Unit – Processing Category is a required field in the .mpu file.  | Populate the .mpu Mail Piece Unit – Processing Category field.   | .mpu                  |
| 3108              | The .mpu Five Digit Scheme Database Date field must be populated with a valid date formatted as YYYYMMDD (when populated).   | Populate the .mpu Five Digit Scheme Database Date field with a valid date formatted as YYYYMMDD (when populated).  | .mpu                  |
| 3304              | Required Field Missing: Piece ID is a required field and must be a unique value in the .pdr file.  | Populate the .pdr Piece ID field.  | .pdr                  |
| 3305              | The .pdr Piece ID field must be populated with an alphanumeric value.  | Populate the .pdr Piece ID field with an alphanumeric value.   | .pdr                  |
| 3307              | The .pdr Line-Of-Travel Seq. Direction Code field value provided was {1}; it must contain A = Ascending or D = Descending.   | Populate the .pdr Line-Of-Travel Seq. Direction Code field with A or D.  | .pdr                  |
| 3506              | The .mpa Mail Owner's Lcl Permit Ref Num / Int'l Bill Num – Type field value provided was {1}; it must contain S = Stamp M = Meter P = Permit G = Gov't – Fed (using Permit) V = Virtual Reference Number or H = Government Meter.   | Populate the mpa Mail Owner's Lcl Permit Ref Num / Int'l Bill Num – Type field with S, M, P, G, V, or H.   | .mpa                  |
| 3510              | The .seg Package Services Packaging Criteria field value provided was {1}; it must contain PC = Piece PD = Pound or CB = Both.   | Populate the .seg Package Services Packaging Criteria field with PC, PD, or CB.  | .seg                  |
| 3515              | When the .csm Sibling Container Indicator field is set to Y = Yes, only the following fields can be populated: (Required) Job ID, Segment ID, Container ID of the Sibling Container, Container Type, Sibling Container Indicator field, Sibling Container Reference ID and (Optional) Label: Destination Line 1, Label: Destination Line 2, Label: Content Line 1, Label: Content Line 2, Label: Entry (Origin) Point Line, Label: User Information Line 1, Label: User Information Line 2, and Label: Container Label CIN Code, when the .csm Container Type is populated with AB = Air Box, the .csm Total Weight (product only) field can be populated. | Populate the listed fields.  | .csm                  |
| 3520              | The value provided for the Component – Rate Type field was {1}; it must R, M, Z, I, T, E, E1, E2, E7, E8, E9, J, O, K, E4, E5, E6, T1, T2, T3, T4, or T5 when the .cpt Component – Class field is with 1 = First Class.  | Populate the .cpt Component – Rate Type field with R, M, Z, I, T, E, E1, E2, E7, E8, E9, J, O, K, E4, E5, E6, T1, T2, T3, T4, or T5 when the .cpt Component – Class field is populated with 1. | .cpt                  |
| 3522              | The value provided for the Component – Rate Type field was {1}; it must contain R = Regular (US/MEX/CAN), N = Nonprofit, S = Science of Agriculture, C = Classroom, W = Science of Agriculture Limited Circulation, Y = Regular Limited Circulation, H = Per Ride-Along, Z – Included, part of host postage, or M = Repositionable Component when the .cpt Component – Class is populated with 2 = Periodicals.  | Populate the .cpt Component – Rate Type field with R, N, S, C, W, Y, H, Z, or M when the .cpt Component – Class is populated with 2.   | .cpt                  |



| <b>Error Code</b> | <b>Mail.dat Client Error Message</b>  | <b>Action</b>   | <b>Error Location</b> |
|-------------------|---|---|-----------------------|
| 3523              | The value provided for the Component – Rate Type field contains was {1}; it must contain R = Regular (US/MEX/CAN), N = Nonprofit, M = Repositionable Component, or T = Priority when the .cpt Component – Class field is populated with 3 = Std Mail.                                     | Populate the .cpt Component – Rate Type field with R, N, M, or T when the .cpt Component – Class field is populated with 3.   | Cpt                   |
| 3524              | The value provided for the Component – Rate Type field was {1}; it must contain B, L, M, F, D, or P when the .cpt Component – Class field is populated with 4 = Pkg Services.   | Populate the .cpt Component – Rate Type field with B, L, M, F, D, or P when the .cpt Component – Class field is populated with 4.   | .cpt                  |
| 3525              | For .hdr File Processing, the .hdr MPU / C Record Count field must match the Record Count of the MPU / C Relationship file.   | Populate the .hdr MPU / C Record Count field with a value that is equal to the Record Count of the MPU / C Relationship file.   | .mpu                  |
| 3526              | For .hdr File Processing, the .hdr Mail Postage Account Record Count must match the Record Count of the Mailer Postage Account file.  | Populate the .hdr Postage Account Record Count field with a value that is equal to the Record Count of the Mailer Postage Account file.                                     | .mpa                  |
| 3527              | For .hdr File Processing, the .hdr Container Summary Record Count field must match the Record Count of the Container Summary file.  | Populate the .hdr Container Summary Record Count field with a value that is equal to the Record Count of the Container Summary file.  | .csm                  |
| 3542              | For MLOCR mailings, the .seg Class Defining Preparation field value provided was {1}; it cannot contain 6 = Std/Bound Printed Matter/Periodicals Co-Mailings.   | Populate the .seg Class Defining Preparation field with a value other than 6 for MLOCR mailings.  | .mpu                  |
| 3543              | For MLOCR mailings, the .mpu Mail Piece Unit – Processing Category field value provided was {1}; it must be CD = Cards, LT = Letters, or FL = Flats when the .mpu Mail Piece Unit – Class field is populated with 1 = First Class.  | Populate the .mpu Mail Piece Unit – Processing Category field with CD = Cards, LT = Letters, or FL = Flats when the .mpu Mail Piece Unit – Class field is populated with 1. | .mpu                  |
| 3544              | For MLOCR mailings, the .cqt Rate Category field value provided was {1}; it cannot contain E = 5 Digit Barcode, H = 3 Digit Barcode, L3 = ADC BC, L4 = MxADC BC, N = Presort (1C, 4C), or S = Single Piece when the .mpu Mail Piece Unit – Class field is populated with 1 = First Class. | Populate the .cqt Rate Category field with a value other than E, H, L3, L4, N, or S when the .mpu Mail Piece Unit – Class field is populated with 1.                        | .cqt                  |
| 3545              | For MLOCR mailings, the .mpu Mail Piece Unit – Processing Category field must be populated with LT = Letters or FL = Flats when the .mpu Mail Piece Unit – Class field is populated with 3 = Std Mail. The value provided was {1}.  | Populate the .mpu Mail Piece Unit – Processing Category field with LT or FL when the .mpu Mail Piece Unit – Class field is populated with 3.                                | .mpu                  |

| Error Code | Mail.dat Client Error Message  | Action   | Error Location        |
|------------|--|--|-----------------------|
| 3546       | For MLOCR Mailings, the .mpu Mail Piece Unit – Weight must be less than or equal to 3.3 ounces when the .mpu Mail Piece Unit – Processing Category field is populated with LT = Letters or CD = Cards, the .mpa Postage Payment Method field is populated with L = Metered: Lowest, C = Metered: Correct, P = Permit, G = Gov’t – Fed (use Permit), M = Metered: Neither, the .mpu Mail Piece Unit – Class field is populated with 1 = First Class, and the .cqt Rate Category field is populated with E = 5 Digit Barcode, L1 = AADC BC, L2 = MxAADC BC, L3 = ADC BC, L4 = MxADC BC, N = Presort (1C, 4C), or S = Single Piece. The value provided was {1}. | Populate the .mpu Mail Piece Unit – Weight field with a value that is less than or equal to 3.3 ounces when the .mpu Mail Piece Unit – Processing Category field is populated with LT = Letters or CD = Cards, the .mpa Postage Payment Method field is populated with L, C, P, G or M, the .mpu Mail Piece Unit – Class field is populated with 1, and the .cqt Rate Category field is populated with E, L1, L2, L3, L4, N, or S. | .mpu                  |
| 3547       | The value provided for the .csm Container Type field was {1}; It must contain O = 1’ Tray, T = 2’ Tray, E = EMM Tray, F = Flat Tub, L = Logical Tray (MLOCR), M = Logical Pallet (MLOCR), P = Pallet, G = EIRS 66 – General Purpose Mail Container w/Gate, D = EIRS 68 – Eastern Region Mail Container w/Web Door, R = EIRS 84 – Wire Container Rigid, C = EIRS 84C – Collapsible Wire Container, H = EIRS 61 – Hamper, Large Canvas, A = EIRS 61P – Hamper, Large Plastic or AB = Air Box for an MLOCR processing.  | Populate the .csm Container Type field with O, T, E, F, L, M, P, G, D, R C H, A, or AB for MLOCR processing.   | .csm                  |
| 3548       | For MLOCR Mailings, the .mpa Postage Payment Method field contains an invalid value; it must contain L, C, P, M, G or S when the .mpu Mail Piece Unit – Class field is populated with 3 and the .mpu Mail Piece Unit – Processing Category field is populated with LT = Letters. L = Metered: Lowest, C = Metered: Correct, P = Permit, M = Metered: Neither, G = Gov’t – Fed (use Permit), S = Stamp, 3 = Std Mail.   | Populate the .mpa Postage Payment Method field with L, C, P, M, G or S when the .mpu Mail Piece Unit – Class field is populated with 3 and the .mpu Mail Piece Unit – Processing Category field is populated with LT for MLOCR mailings.   | .mpa                  |
| 3555       | Referential Integrity Error: The Container ID in the .cqt file does not have a corresponding parent Container ID in the .csm file.   | Populate the .cqt Container ID field with a value that exists in the .csm Container ID field.  | Referential Integrity |
| 3556       | Referential Integrity Error: The MPU ID in the .cqt file does not have a corresponding parent MPU ID in the .mpu file.   | Populate the .cqt Mail Piece Unit ID field with a value that exists in the .mpu Mail Piece Unit ID field.  | Referential Integrity |
| 3557       | Referential Integrity Error: There cannot be duplicate primary keys in the .cqt file (CQT Database ID).  | Populate the .cqt CQT Database ID field with a unique value for each .cqt record.  | Referential Integrity |
| 3558       | Referential Integrity Error: The Job ID in the .mpu file does not match the Job ID in the .hdr file.   | Populate the .mpu Job ID field with the same value that is populated in the .hdr Job ID field.   | Referential Integrity |
| 3559       | Referential Integrity Error: The Segment ID in the .mpu file does not have a corresponding parent Segment ID in the .seg file.   | Populate the .mpu Segment ID field with a value that exists in the .seg Segment ID field.  | Referential Integrity |
| 3560       | There cannot be duplicate primary keys in the .mpu file (Segment ID, MPU ID).  | Populate the .mpu Segment ID and .mpu Mail Piece Unit ID field with unique values for each .mpu record.  | Referential Integrity |



| <b>Error Code</b> | <b>Mail.dat Client Error Message</b>   | <b>Action</b>   | <b>Error Location</b> |
|-------------------|--|---|-----------------------|
| 3561              | Referential Integrity Error: The Job ID in the .pqt file does not match the Job ID in the .hdr file.   | Populate the .pqt Job ID field with the same value that is populated in the .hdr Job ID field.                                      | Referential Integrity |
| 3562              | Referential Integrity Error: The CQT Database ID in the .pqt file does not have a corresponding parent CQT Database ID in the .cqt file.                           | Populate the .pqt CQT Database ID field with a value that exists in the .cqt CQT Database ID field.                                 | Referential Integrity |
| 3564              | The .pdr Job ID field does not match the .hdr Job ID field.  | Populate the .pdr Job ID field with the same value that is populated in the .hdr Job ID field.                                      | Referential Integrity |
| 3567              | There cannot be duplicate primary keys in the .pdr file (Piece ID).  | Populate the .pdr Piece ID field with a unique value for each .pdr record.  | Referential Integrity |
| 3568              | Referential Integrity Error: The Job ID in the .cpt file does not match the Job ID in the .hdr file.   | Populate the .cpt Job ID field with the same value that is populated in the .hdr Job ID field.                                      | Referential Integrity |
| 3569              | Referential Integrity Error: There cannot be duplicate primary keys in the .cpt file (Component ID).   | Populate the .cpt Component ID field with a unique value for each record.   | Referential Integrity |
| 3570              | Referential Integrity Error: The Job ID in the .mcr file does not match the Job ID in the .hdr file.   | Populate the .mcr Job ID field with the same value that is populated in the .hdr Job ID field.                                      | Referential Integrity |
| 3571              | Referential Integrity Error: The Segment ID and MPU ID Composite Key in the .mcr file does not have a corresponding parent Segment ID and MPU ID in the .mpu file. | Populate the .mcr Segment ID and .mcr Mail Piece Unit ID field with a value that exists in the .mpu file.                           | Referential Integrity |
| 3573              | Referential Integrity Error: There must be a corresponding .mcr and .cpt record for each unique Component ID   | Populate both the .mcr file and .cpt file with records relating to each unique Component ID   | Referential Integrity |
| 3574              | Referential Integrity Error: The Primary MPA ID in the .mcr file does not have a corresponding parent MPA ID in the .mpa file.                                     | Populate the .mcr Primary MPA ID field with a value that exists in the .mpa MPA ID file.  | Referential Integrity |
| 3575              | Referential Integrity Error: The Additional Postage MPA ID in the .mcr file does not have a corresponding parent MPA ID in the .mpa file.                          | Populate the .mcr Additional Postage MPA ID field with a value that exists in the .mpa MPA ID file.                                 | Referential Integrity |
| 3576              | Referential Integrity Error: There cannot be duplicate primary keys in the .mcr file (Segment ID, MPU ID, Component ID).   | Populate the .mcr Segment ID, Mail Piece Unit ID, and Component ID fields with unique values for each .mcr record.                  | Referential Integrity |
| 3577              | The .par file Job ID of the current line does not equal the .hdr file Job ID.  | Populate the .par Job ID field with the same value that is populated in the .hdr Job ID field.                                      | Multiple Files        |
| 3581              | Referential Integrity Error: There cannot be duplicate primary keys in the .par file (Segment ID, MPU ID, Component ID, Sequence Number).                          | Populate the .par Segment ID, Mail Piece Unit ID, Component ID, and Sequence Number fields with unique values for each .par record. | Referential Integrity |
| 3582              | Referential Integrity Error: The Job ID in the .mpa file does not match the Job ID in the .hdr file.   | Populate the .mpa Job ID field with the same value that is populated in the .hdr Job ID field.                                      | Referential Integrity |
| 3583              | There cannot be duplicate primary keys in the .mpa file (MPA – Unique Sequence/Grouping ID).   | Populate the .mpa MPA – Unique Sequence/Grouping ID field with a unique value for each .mpa record.                                 | Referential Integrity |

| <b>Error Code</b> | <b>Mail.dat Client Error Message</b>   | <b>Action</b>  | <b>Error Location</b> |
|-------------------|--|--|-----------------------|
| 3594              | The value provided for the .csm Sibling Container Indicator field was {1}; it must be blank when the .csm Container Status field is populated with R = Ready to pay and the .mpu Mail Piece Unit – Class field is populated with 2 = Periodicals.            | Verify that the .csm Sibling Container Indicator field is not populated when the .csm Container Status field is populated with R and the .mpu Mail Piece Unit – Class field is populated with 2. | .csm                  |
| 3595              | For MLOCR Mailings, there must be at least one .csm Container Type field value of M = Logical Pallet (MLOCR) or L = Logical Tray (MLOCR) when the .seg Logical/Physical Container field is populated with L = Logical Container. The value provided was {1}. | Populate the .csm Container Type field with M or L when the .seg Logical/Physical Container field is populated with L for MLOCR mailings.  | .csm                  |
| 3598              | Referential Integrity Error: The Segment ID in the .csm file does not have a corresponding parent Segment ID in the .seg file.   | Populate the .csm Segment ID field with a value that matches the .seg Segment ID field.  | Referential Integrity |
| 3599              | There cannot be duplicate primary keys in the .csm file (Segment ID, Container ID).  | Populate the .csm Container ID and .csm Segment ID fields with a unique value for each .csm record.  | Referential Integrity |
| 3600              | Referential Integrity Error: The Job ID in the .cqt file does not match the Job ID in the .hdr file.   | Populate the .cqt Job ID field with a value that matches the .hdr Job ID field.  | Referential Integrity |
| 3601              | Referential Integrity Error: The Job ID in the .seg file does not match the Job ID in the .hdr file.   | Populate the .seg Job ID field with the same value that is populated in the .hdr Job ID field.   | Referential Integrity |
| 3602              | There cannot be duplicate primary keys in the .seg file (Segment ID).  | Populate the .seg Segment ID field with a unique value for each record.  | Referential Integrity |
| 3603              | Referential Integrity Error: The Job ID in the .csm file does not match the Job ID in the .hdr file.   | Populate the .csm Job ID field with the same value that is populated in the .hdr Job ID field.   | Referential Integrity |
| 3604              | Referential Integrity Error: The Total Number of Copies from all .csm child handling unit records must equal the .csm parent record's Number of Copies.  | Populate the .csm Number of Copies for the parent container with a value that is equal to the total Number of Copies from all child handling units.  | Referential Integrity |
| 3605              | Referential Integrity Error: The Total Number of Pieces from all .csm child handling unit records must equal the .csm parent record's Number of Pieces.  | Populate the .csm Number of Pieces for the parent container with a value that is equal to the total Number of Pieces from all child handling units.  | Referential Integrity |
| 3606              | Referential Integrity Error: The .csm parent Container ID must match the child container's Parent Container Reference ID.  | Populate the .csm Container ID of the parent container with a value that matches the .csm Parent Container Reference ID field of the child container.  | Referential Integrity |
| 3607              | Referential Integrity Error: The .csm parent Container ID must match the .cqt child container's Container ID.  | Populate the .csm parent Container ID field with a value that matches the child container's .cqt Container ID.   | Referential Integrity |
| 3608              | Referential Integrity Error: The Total Number of Copies from all .cqt child handling unit records must equal the .csm parent record's Number of Copies.  | Populate the .csm Number of Copies for the parent record with a value that is equal to the total Number of Copies for all .cqt handling unit records.  | Referential Integrity |
| 3609              | Referential Integrity Error: The Total Number of Pieces from all .cqt child handling unit records must equal the .csm parent record's Number of Pieces.  | Populate the .csm Number of Pieces for the parent record with a value that is equal to the total Number of Pieces for all .cqt handling unit records.  | Referential Integrity |

| <b>Error Code</b> | <b>Mail.dat Client Error Message</b>  | <b>Action</b>   | <b>Error Location</b> |
|-------------------|---|---|-----------------------|
| 3610              | Record status for the .seg file does not match the Header File Status.  | Populate the .seg SEG Record Status field with the same value that is populated in the .hdr Segment File Status field.                | Referential Integrity |
| 3611              | Record status for the .mpu file does not match the Header File Status.  | Populate the .mpu MUP Record Status field with the same value that is populated in the .hdr Mail Piece Unit File Status field.        | Referential Integrity |
| 3612              | Record status for the .mcr file does not match the Header File Status.  | Populate the .mcr MCR Record Status field with the same value that is populated in the .hdr MPU / C Relationship File Status field.   | Referential Integrity |
| 3613              | Record status for the .mpa file does not match the Header File Status.  | Populate the .mpa MPA Record Status field with the same value that is populated in the .hdr Mailer Postage Account File Status field. | Referential Integrity |
| 3614              | Record status for the .cpt file does not match the Header File Status.  | Populate the .cpt CPT Record Status field with the same value that is populated in the .hdr Component File Status field.              | Referential Integrity |
| 3615              | Record status for the .csm file does not match the Header File Status.  | Populate the .csm CSM Record Status field with the same value that is populated in the .hdr Container Summary File Status field.      | Referential Integrity |
| 3616              | Record status for the .cqt file does not match the Header File Status.  | Populate the .cqt CQT Record Status field with the same value that is populated in the .hdr Container Quantity Status field.          | Referential Integrity |
| 3617              | Record status for the .pqt file does not match the Header File Status.  | Populate the .pqt PQT Record Status field with the same value that is populated in the .hdr Package Quantity Status field.            | Referential Integrity |
| 3619              | The .pdr PDR Record Status field does not match the .hdr Piece Detail File Status field.  | Populate the .pdr PDR Record Status field with the same value that is populated in the .hdr Piece Detail File Status field.           | Referential Integrity |
| 3620              | Record status for the .par file does not match the Header File Status.  | Populate the .par PAR Record Status field with the same value that is populated in the .hdr Postage Adjustment File Status field.     | Referential Integrity |
| 3630              | Referential Integrity Error: The Total Number of Copies from all .pqt child handling unit records must equal the .cqt parent record's Number of Copies. | Verify that the Total Number of Copies from all .pqt Child Handling Units equals the .cqt Parent Record's Number of Copies.           | Referential Integrity |
| 3631              | Referential Integrity Error: The Total Number of Pieces from all .pqt child handling unit records must equal the .cqt parent record's Number of Pieces. | Verify that the Total Number of Pieces from all .pqt Child Handling Units equals the .cqt Parent Record's Number of Pieces.           | Referential Integrity |
| 3634              | Referential Integrity Error: The .csm Sibling Container Reference ID does not have a matching .csm Container ID.  | Populate the .csm Sibling Container Reference ID with a value that matches a .csm Container ID.                                       | Referential Integrity |

| Error Code | Mail.dat Client Error Message  | Action   | Error Location        |
|------------|--|--|-----------------------|
| 3636       | A container with the .csm Sibling Container Indicator field populated with Y=Yes, must be referenced by other containers. The value provided was {1}.  | When the .csm Sibling Container Indicator field is populated with Y, other containers must be referenced.  | Referential Integrity |
| 3638       | The .seg Container and Bundle Charge Method field value provided was {1}; it must contain 0 – no publications in the mailing when the .seg Class Defining Preparation field is not populated with 2 = Periodicals.   | Populate the .seg Container and Bundle Charge Method field with 0 when the .seg Class Defining Preparation field is not populated with 2.  | .seg                  |
| 3639       | The value provided for the .cpt Component – Rate Type field was {1}; it must contain R = Regular (US/MEX/CAN), S = Science of Agriculture, C = Classroom, W = Science of Agriculture Limited Circulation, Y = Regular Limited Circulation, M = Repositionable Component, Z – Included, part of host postage, or H = Per Ride-Along when Component – Class is populated with 5 = Per Pending.   | Populate the .cpt Component – Rate Type field with R, N, S, C, W, Y, M, Z, or H when Component – Class is populated with 5.  | .cpt                  |
| 3640       | MPU Rate Type Field and MPU Processing Category Field must be populated to populate the MPU Class Field.   | Populate the .mpu Mail Piece Unit – Rate Type and .mpu Mail Piece Unit – Processing Category fields when populating the .mpu Mail Piece Unit – Class field.  | .mpu                  |
| 3644       | The Component – Processing Category field of the .cpt does not match the Processing Category in the .mpu.  | Populate the .cpt Component – Processing Category field with a value that matches the .mpu Mail Piece Unit – Processing Category field value.  | Referential Integrity |
| 3647       | For Full Service Processing, the .pdr IM/TM/ Barcode field was {1}, it must contain 31 alphanumeric characters followed by spaces when the .seg Principal Processing Category field is populated with LT = Letters, FL = Flats, or CD = Cards.   | Populate the .pdr IM/TM/ Barcode field with 31 alphanumeric characters followed by spaces when the .seg Principal Processing Category field is populated with LT = Letters, FL = Flats, or CD = Cards. | .pdr                  |
| 3648       | When the .mcr – Primary MPA ID field is populated with a .mpa MPA – Unique Sequence/Grouping ID that has a .mpa Postage Payment method of M = Metered: Neither L = Metered: Lowest C = Metered: Correct or S = Stamp, then the .mcr – Additional Postage MPA ID field must be populated with a .mpa MPA – Unique Sequence/Grouping ID that has a .mpa Postage Payment Method of P = Permit or G = Govt. – Fed (use Permit), M = Metered: Neither, L = Metered: Lowest, C = Metered: Correct, or S = Stamp. The value provided was {1}. | Populate the .mcr Additional Postage MPA ID field with a .mpa MPA – Unique Sequence/Grouping ID that has a .mpa Postage Payment Method of P, G, M, L, C, or S.   | Multiple Files        |
| 3650       | The .pqt Package Level field value provided was {1}; it must contain A = Firm, B = Carrier Route, C = 5 Digit, D = Unique 3-F = 3 Digit, H = ADC, I = AADC, K = Origin MxADC, L = MxADC, M = MxAADC, T = 3-D Scheme, U = 5-D Scheme + L007, V = NDC or X = FSS Sort plan when the .mpu Mail Piece Unit – Class field is populated with 2 (Periodicals).  | Populate the .pqt Package Level field with A, B, C, D, F, H, I, K, L, M, T, U, V, or X when the .mpu Mail Piece Unit – Class field is populated with 2.  | .pqt                  |

| Error Code | Mail.dat Client Error Message   | Action  | Error Location |
|------------|---|---|----------------|
| 3651       | The .pqt Package Level field value provided was {1}; it must contain A = Firm, B = Carrier Route, C = 5 Digit, D = Unique 3- F = 3 Digit, H = ADC, I = AADC, K = Origin MxADC, L = MxADC, M = MxAADC, 9 = other, R = Parcel, S = Multi-pc Parcel, T = 3-D Scheme, U = 5-D Scheme + L007, V = NDC, or X = FSS Sort plan when the .mpu Mail Piece Unit – Class is populated with 1(First class), 3(Std Mail), or 4(Pkg Services).   | Populate the .pqt Package Level field with A, B, C, D, F, H, I, K, L, M, 9, R, S, T, U, V, or X when the .mpu Mail Piece Unit – Class is populated with 1, 3, or 4  | .pqt           |
| 3653       | The .seg Automation Coding Date field cannot be populated with a date that is earlier than 90 calendar days before the .csm Postage Statement Mailing Date when the .cqt Rate Category field is populated with A= Saturation ECR, B= High Density ECR, D= Carrier Route, or O = In County. The value provided was {1}.  | Populate the .seg Automation Coding Date field with a value that is less than 90 calendar days before the .csm Postage Statement Mailing Date when the .cqt Rate Category field is populated with A, B, D, or O   | Multiple Files |
| 3657       | The .pdr IM/TM/ Barcode field provided value was {1}; it must contain 34 alphanumeric characters when the .seg Principal Processing Category field is populated with IR= Irregular Parcel, MP= Machinable Parcel, or PF= Parcel, First Class.   | Populate the .pdr IM/TM/ Barcode field with 34 alphanumeric characters followed by spaces when the .seg Principal Processing Category field is populated with IR, MP, or PF.  | .pdr           |
| 3658       | The .cqt Rate Category field value provided was {1}; it must contain A = Saturation ECR, A1 = Non Automation Saturation ECR, B = High Density ECR, B1 = Non Automation High Density ECR, C = High Density Plus ECR, C1 = Nonautomation High Density Plus ECR, D = Carrier Route, D1 = Non Automation Basic Carrier Route, O = In County Basic, E = 5 Digit Barcode, G = 5 Digit, K = 3 Digit, N = Presort, S = Single-Piece, L1 = AADC BC, L2 = MxAADC BC, L3 = ADC BC, L4 = MxADC BC, L5 = ADC, L6 = MxADC Standard Letters, L7 = AADC or L8 = MxAADC for when the .mpu Mail Piece Unit – Class field is populated with 3(Std Mail) and the .mpu Mail Piece Unit – Processing Category field is populated with LT(Letter). | Populate the .cqt Rate Category with A, A1, B, B1, C, C1, D, D1, O, E, G, K, N, S, L1, L2, L3, L4, L5, L6, L7, or L8 for when the .mpu Mail Piece Unit – Class field is populated with 3 and the .mpu Mail Piece Unit – Processing Category field is populated with LT = Letters. | .cqt           |
| 3659       | The .cqt Rate Category field contains an invalid value; it must contain A = Saturation ECR, B = High Density ECR, D = Carrier Route, G = 5 Digit, O = In County Basic, P7 = NDC, P8 = Mixed NDC, PM = SCF, or S = Single-Piece when the .mpu Mail Piece Unit – Class field is populated with 3 (Std Mail) and the .mpu Mail Piece Unit – Processing Category field is populated with MP (Machinable Parcel).  | Populate the .cqt Rate Category with A, B, D, O, G P7, P8, PM, or S when the .mpu Mail Piece Unit – Class field is populated with 3 and the .mpu Mail Piece Unit – Processing Category field is populated with MP.  | .cqt           |



| Error Code | Mail.dat Client Error Message   | Action  | Error Location |
|------------|---|---|----------------|
| 3660       | The .cqt Rate Category field value provided was {1}; it must contain A = Saturation ECR, B = High Density ECR, D = Carrier Route, G = 5 Digit, O = InCounty Basic, P7 = NDC, P8 = Mixed NDC, PM = SCF, or S = Single-Piece when the .mpu Mail Piece Unit – Class field is populated with 3 (Std Mail) and the .mpu Mail Piece Unit – Processing Category field is populated with IR (Irregular Parcel). | Populate the .cqt Rate Category with A, B, D, G, O, P7, P8, PM, or S when the .mpu Mail Piece Unit – Class field is populated with 3 and the .mpu Mail Piece Unit – Processing Category field is populated with IR. | .cqt           |
| 3661       | For .cqt File Processing, the .cqt Rate Category contains an invalid value; it must contain NG, NK, N5, and N6 for USPS Marketing Mail – NFM.   | Populate the .cqt Rate Category with NG, NK, N5, and N6 for USPS Marketing Mail – NFM.  | .cqt           |
| 3662       | Referential Integrity Error: The Segment ID, MPU ID and Component ID Composite Key in the .par file does not have a corresponding parent Segment ID, MPU ID and Component ID in the .mcr file.  | Populate the .par Segment ID, Mail Piece Unit ID, and Component ID fields with a value that corresponds to a parent .mcr Segment ID, Mail Piece Unit ID, and Component ID.  | .seg           |
| 3664       | The .mpa Publication Number must be Numeric to validate against the <i>PostalOne!</i> permit data.  | Populate the .mpa USPS Publication Number field with a numeric value.   | .mpa           |
| 3665       | The .mpa Permit Number must be populated with a numeric value to validate against the <i>PostalOne!</i> permit data.  | Populate the .mpa Permit Number field with a numeric value.   | .mpa           |
| 3669       | The .mcr Primary MPA ID field must match the .mpa MPA Unique Sequence/Grouping ID field of the first job submission. The value provided was{1}.   | Populate the .mcr Primary MPA ID field with the same value as the .mpa MPA Unique Sequence/Grouping ID field of the first job submission.   | .mpa           |
| 3670       | The .mpu Mail Piece Unit – Class value provided was {1}; it must contain the same value as the .seg Class Defining Preparation for all mail except for Pending Periodicals or when the .seg Class Defining Preparation field is populated with 6 = Std/Bound Printed Matter/Periodicals Co-Mailings.  | Populate the .mpu Mail Piece Unit – Class field with the same value as the .seg Class Defining Preparation field.   | Multiple Files |
| 3672       | For MLOCR Mailings, the Component Weight information must be populated.   | Populate the .cpt Component – Weight, .cpt Component – Weight: Source, and .cpt Component – Weight: Status fields.  | MLOCR Mailings |
| 3674       | One field between the USPS Publication Number and Permit Number must be populated in .mpa file record.  | Populate either the .mpa USPS Publication Number field or the .mpa Permit Number field.   | .mpa           |
| 3675       | The .cpt Component – Rate Type field must be populated with R = Regular (US/MEX/CAN) or Z – Included, part of host postage when the .cpt Component – Class field is populated with 1 = First Class and mpu. Mail Piece Unit – Class field is populated with 2 = Periodicals, 4 = Pkg Services, or 5 = Per Pending. The value provided was {1}.  | Populate the .cpt Component – Rate Type field with R or Z when the .cpt Component – Class field is populated with 1 and mpu. Mail Piece Unit – Class field is populated with 2, 4, or 5.                            | Multiple Files |
| 3676       | The .cpt Component – Rate Type field must be populated with R = Regular (US/MEX/CAN) or Z – Included, part of host postage when the .cpt Component – Class field is populated with 3 = Std Mail and .mpu Mail Piece Unit – Class field is populated with 2 = Periodicals, 4 = Pkg Services, or 5 = Per Pending. The value provided was {1}.   | Populate the .cpt Component – Rate Type field with R or Z when the .cpt Component – Class field is populated with 3 and the .mpu Mail Piece Unit – Class field is populated with 2, 4, or 5.                        | Multiple Files |

| <b>Error Code</b> | <b>Mail.dat Client Error Message</b>  | <b>Action</b>  | <b>Error Location</b> |
|-------------------|---|--|-----------------------|
| 3677              | The .csm Postage Statement Mailing Date field is required when the .csm Sibling Container Indicator field is not populated and the .csm Container Status field is populated with R=Ready to pay. The value provided was {1}.  | Populate the .csm Postage Statement Mailing Date field when the .csm Sibling Container Indicator field is not populated and the .csm Container Status field is populated with R. | .csm                  |
| 3678              | For a update job, .csm field container status cannot be blank.  | Populate the .csm Container Status field for update jobs.  | Updates               |
| 3679              | For MLOCR mailings, .csm Container Status field cannot be changed to P=Preliminary postage statement.   | Do not attempt to update the .csm Container Status field to P for MLOCR mailings.  | MLOCR Mailings        |
| 3681              | The .cpt Component – Rate Type field contains an invalid value; it must contain R = Regular (US/MEX/CAN), N = Nonprofit, S = Science of Agriculture, C = Classroom, B = Bound Printed Matter, H = Per Ride-Along, M = Repositionable Component, P = Parcel Post, L = Library, F = Media Mail, B = Bound Printed Matter, I = First Class Permit Reply Mail, D = Parcel Select, W = Science of Agriculture Limited Circulation, Y = Regular Limited Circulation, or Z – Included, part of host postage. The value provided was {1}. | Populate the .cpt Component – Rate Type field with R, N, S, C, B, H, M, P, L, F, B, I, D, W, Y, or Z.  | .cpt                  |
| 3682              | The .cpt Component – Rate Type field contains an invalid value; it must contain R, N, S, C, B, H, M, L, F, I, W, Y, Z, J, K, O, E, E1, E2, E5, E6, E7, T, T1, T2, T3, T4, T5, P, or D. The value provided was {1}.  | Populate the .cpt Component – Rate Type field with R, N, S, C, B, H, M, L, F, I, W, Y, Z, J, K, O, E, E1, E2, E5, E6, E7, T, T1, T2, T3, T4, T5, P or D.                         | .cpt                  |
| 3683              | There can be no characters after the Closing Character.   | Remove all characters that appear after the Closing Character.   | Multiple Files        |
| 3684              | The .mpa Postage Payment Method field can only be populated with T = Per Pend (using Permit)when the Mail Piece Unit – Class field is populated with 5 = Per Pending. The value provided was {1}.   | Populate the .mpa Postage Payment Method field with T when the .mpu Mail Piece Unit – Class field is populated with 5.   | .mpa                  |
| 3686              | The value provided for the .csm Container Status field was {1}; it must contain P=Preliminary postage statement, R=Ready to pay or O=Original (when populated) for original submissions.  | Populate the .csm Container Status field with P, R, or O for original job submissions.   | .csm                  |
| 3692              | Required Field Missing: Service Level Indicator is a required field in the .cqt file.   | Populate the .cqt Service Level Indicator field.   | .cqt                  |
| 3694              | The PAR File cannot be submitted if any PAR records have previously been submitted.   | Do not attempt to submit a second .par file to the same job.   | .par                  |
| 3696              | Required Field Missing: Scheduled Pick Up Date is a required field in the .csm file when Scheduled Pick Up Time is present.   | Populate the .csm Scheduled Pick Up Date field when the .csm Scheduled Pick Up Time field is populated.  | .csm                  |
| 3697              | SASP Preparation Options field contains an invalid value; it must contain F, B or blank.  |  | .seg                  |
| 3700              | Required Field Missing: Actual Induction Date is a required field in the .csm file when Actual Induction Time is present.   | Populate the .csm Actual Induction Date field when the .csm Actual Induction Time field is populated.  | .csm                  |
| 3701              | Required Field Missing: Postage Statement Mailing Date is a required field in the .csm file when Postage Statement Mailing Time is present.   | Populate the .csm Postage Statement Mailing Date field when the .csm Postage Statement Mailing Time field is populated.  | .csm                  |



| <b>Error Code</b> | <b>Mail.dat Client Error Message</b>   | <b>Action</b>  | <b>Error Location</b> |
|-------------------|--|--|-----------------------|
| 3702              | Required Field Missing: Scheduled Ship Date is a required field in the .csm file when Postage Scheduled Ship Time is present.  | Populate the .csm Scheduled Ship Date field when the .csm Scheduled Ship Time field is populated.  | .csm                  |
| 3703              | At least one .par record must be associated to a .csm record with a .csm Container Status of R= Ready to pay.  | Associate a .par record with a .csm record that has a .csm Container Status for R.   | .par                  |
| 3706              | Invalid permit information was entered for the .cpt Component – Rate Type field populated with S = Science of Agriculture. The value provided was {1}.   | Populate .mpa Permit Number field with a value that maps to .cpt Component – Rate Type S.  | .mpa                  |
| 3707              | Invalid .cpt Class was entered to claim special rates.   | Populate the .cpt Component – Class field with a value that will map to special rates.   | .cpt                  |
| 3708              | Unable to find valid rate code for the permit.   | Populate the .mpa Permit Number field with a valid value.  | .mpa                  |
| 3709              | Invalid permit information was entered for the .cpt Component – Rate Type field populated with N = Nonprofit. The value provided was {1}.  | Populate .mpa Permit Number field with a value that maps to .cpt Component– Rate Type N.   | .mpu                  |
| 3710              | Permit information entered for .cpt Component – Rate Type field is populated with C = Classroom. The value provided was {1}.   | Populate .mpa Permit Number field with a value that maps to .cpt Component – Rate Type C.  | .mpa                  |
| 3711              | For .cpt File Processing, the equivalent component referenced does not exist.  | Populate the .cpt Equivalent Component ID field with a value that exists.  | .cpt                  |
| 3712              | Numeric Data Type Error: Contact Telephone Number must be a numeric value in the .hdr file.  | Populate the .hdr Contact Telephone Number field with a numeric value.   | .hdr                  |
| 3713              | The PAR File has already been used to adjust the postage statement.  | Do not attempt to submit a .par file to adjust a postage statement that was previously adjusted by a .par file.  | .par                  |
| 3714              | The PDR File has already been used to adjust. PAR file cannot be submitted to adjust.  | Do not attempt to submit a .par file if a .pdr file was previously submitted to adjust the postage statement.  | Multiple Files        |
| 3715              | For MLOCR Mailings, there must be at least one .csm record with the .csm Container Type field populated with L=Logical Tray.   | Populate the .csm Container Type field with L for at least one record for MLOCR mailings.  | MLOCR Mailings        |
| 3716              | For Full or Mixed Service mailings, there must be at least one sibling physical handling unit / container for each logical handling unit / container within the .csm file when the .csm Container Status field is populated with R = Ready to pay, and the mailing is not setup as a Simple Mailing. The value provided was {1}. | Include at least one sibling physical handling unit or container for each logical handling unit or container when the .csm Container Status field is populated with R, and the mailing is not setup as a Simple Mailing. | MLOCR Mailings        |
| 3717              | The Component – Periodical Ad Percentage field of the .cpt file must be less than 100%.  | Populate the .cpt Component – Periodical Ad Percentage field with a value that is less than 100%.  | .cpt                  |
| 3720              | Blank line on line {0} of the .seg file.   |  | .seg                  |
| 3721              | Blank line on line {0} of the .mpu file.   |  | .mpu                  |
| 3722              | Blank line on line {0} of the .cpt file.   |  | .cpt                  |
| 3723              | Blank line on line {0} of the .cqt file.   |  | .cqt                  |
| 3724              | Blank line on line {0} of the .pqt file.   |  | .pqt                  |
| 3725              | Blank line on line {0} of the .wsr file.   |  | .wsr                  |
| 3726              | Blank line on line {0} of the .pdr file.   |  | .pdr                  |
| 3727              | Blank line on line {0} of the .sfr file.   |  | .sfr                  |

| Error Code | Mail.dat Client Error Message   | Action  | Error Location |
|------------|---|---|----------------|
| 3730       | Blank line on line {0} of the .par file.  |   | .par           |
| 3733       | Blank line on line {0} of the .oci file.  |   | .oci           |
| 3734       | Blank line on line {0} of the .mcr file.  |   | .mcr           |
| 3735       | Blank line on line {0} of the .mpa file.  |   | .mpa           |
| 3736       | Blank line on line {0} of the .csm file.  |   | .csm           |
| 3737       | Container Charge Allocation must be 7 digits in the .cqt file.  | Populate the .cqt field with a 7 digit value.   | .cqt           |
| 3738       | The Adjustment Amount must be 9 digits in the .par file.  | Populate the .par Adjustment Amount field with a 9 digit value.   | .par           |
| 3739       | The .mpu Mail Piece Unit – Weight field must be populated with 6 digits.  | Populate the .mpu Mail Piece Unit – Weight field with a 6 digit value.  | .mpu           |
| 3740       | The MPU Length must be 7 digits in the .mpu file.   | Populate the .mpu Mail Piece Unit – Length field with a 7 digit value.  | .mpu           |
| 3741       | The MPU Width must be 6 digits in the .mpu file.  | Populate the .mpu Mail Piece Unit – Width field with a 6 digit value.   | .mpu           |
| 3742       | The MPU Thickness must be 6 digits in the .mpu file.  | Populate the .mpu Mail Piece Unit – Thickness field with a 6 digit value.   | .mpu           |
| 3743       | The .mpu Pre-Denominated Amount field must be populated with 5 digits.  | Populate the .mpu Mail Piece Unit – Thickness field with a 5 digit value.   | .mpu           |
| 3744       | The Component Weight must be 6 digits in the .cpt file.   | Populate the .cpt Component – Weight field with a 6 digit value.  | .cpt           |
| 3745       | The .cpt Component – Length field must be populated with 7 digits in the .cpt file.   | Populate the .cpt Component – Length field with a 7 digit value.  | .cpt           |
| 3746       | The .cpt Component – Width field must be populated with 6 digits in the .cpt file.  | Populate the .cpt Component – Width field with a 6 digit value.   | .cpt           |
| 3747       | The Component Thickness must be 6 digits in the .cpt file.  | Populate the .cpt Component – Thickness field with a 6 digit value.   | .cpt           |
| 3748       | The Component Periodical Ad Percentage must be 5 digits in the .cpt file.   | Populate the .cpt Component – Periodical Ad Percentage field with a 5 digit value.  | .cpt           |
| 3749       | The Component Ad Percentage Basis must be 6 digits in the .cpt file.  | Populate the .cpt Ad% Basis field with a 6 digit value.   | .cpt           |
| 3750       | The .csm Total Weight field must be populated with 12 digits (zero fill prior to numeric).  | Populate the .csm Total Weight field with a 12 digit value.   | .csm           |
| 3751       | The .csm Container Gross Weight field must be populated with 12 digits (zero fill prior to numeric).  | Populate the .csm Container Gross Weight field with a 12 digit value.   | .csm           |
| 3752       | The Bundle Charge Allocation must be 7 digits in the .pqt file.   | Populate the .pqt Bundle Charge Allocation field with 7 digits.   | .pqt           |
| 3754       | For non-incidentals enclosures, the .mcr Host Statement Component ID field must be populated with its own .mcr Component ID or the host periodicals' .mcr Component ID within the same .mcr Mail Piece Unit ID. The value provided was {1}.   | Populate the .mcr Host Statement Component ID field with its own .mcr Component ID or the host periodicals' .mcr Component ID within the same .mcr Mail Piece Unit ID.  | Multiple Files |
| 3755       | If the .mpu Mail Piece Unit – Class field is equal to the .cpt Component – Class field and the .cpt Component – Rate Type field is populated with M = Repositionable Component or H = Per Ride-Along , then the .mcr Host Statement Component ID field must point to a different Component. The value provided was {1}. | Populate the .mcr Host Statement Component ID field with a different Component ID when the .mpu Mail Piece Unit – Class field is equal to the .cpt Component – Class field and the .cpt Component – Rate Type field is populated with M or H. | .mpu           |

| Error Code | Mail.dat Client Error Message  | Action  | Error Location        |
|------------|--|---|-----------------------|
| 3756       | If the .mpu Mail Piece Unit – Class field does not equal the .cpt Component – Class field and the .cpt Component – Rate Type field is populated with M, H, or Z, and there are multiple potential hosts then the .mcr Host Statement Component ID must be populated. M = Repositionable Component H = Per Ride-Along Z = Included, part of host postage. The value provided was {1}. | Populate the .mcr Host Statement Component ID field when the .mpu Mail Piece Unit – Class field is not equal to the .cpt Component – Class field and the .cpt Component – Rate Type field is populated with M, H, or Z. | Multiple Files        |
| 3783       | The .mpa USPS Publication Number field must be populated when the .cpt Component – Class is populated with 2 = Periodicals. The value provided was {1}.  | Populate the .mpa USPS Publication Number field when the .cpt Component – Class field is populated with 2.  | Multiple files        |
| 3784       | The .mpa Permit Number field must be populated when the Component – Class field is populated with 1 = First Class 3 = Std Mail 4 = Pkg Services 5 = Per Pending. The value provided was {1}.   | Populate the .mpa Permit Number field when the .cpt Component – Class field is populated with 1, 3, 4, or 5.  | Multiple Files        |
| 3785       | Each logical container must be referenced by at least one physical container when the .hdr Mail.dat Presentation Category field is populated with M = MLOCR, the .seg Full Service Participation Category field is populated F=Full Service or M=Mixed (Basic and Full Mixed), and the mailing is not setup as a Simple Mailing. The value provided was {1}.                         | Include at least one physical container for each logical container for Full-Service MLOCR mailings, when the mailing is not setup as a Simple Mailing.  | Multiple Files        |
| 3787       | The .pdr record does not have an associated container record.  | Include a container record that is associated to the .pdr record.   | Multiple Files        |
| 3788       | Referential Integrity Error: The number of child .pdr records must equal a count between the Number of Pieces and the Number of Copies in the parent .csm file.  | Verify that the number of child .pdr records is equal to a count between the .csm Number of Copies and .csm Number of Pieces fields.  | Referential Integrity |
| 3790       | The .cqt Rate Category field value provided was {1}; it cannot contain L = Basic Barcode or N = Presort when the .mpu Mail Piece Unit – Class field is populated with 2 (Periodicals) and the .cqt Periodicals: Not County/In County field is populated with N.  | Populate the .cqt Rate Category with a value other than L or N when the .mpu Mail Piece Unit – Class field is populated with 2 and the .cqt Periodicals: Not County/In County field is populated with N.                | .cqt                  |
| 3791       | The .cqt Rate Category field value provided was {1}: it cannot contain FB = Firm Bundle when the .mpu Mail Piece Unit – Class field is populated with 2(Periodicals) and the .cqt Periodicals: Not County/In County field is populated with I. The value provided was {1}.   | Populate the .cqt Rate Category with a value other than FB when the .mpu Mail Piece Unit – Class field is populated with 2 and the .cqt Periodicals: Not County/In County field is populated with I.                    | .cqt                  |
| 3792       | For change jobs, only {1} record level status of I, O, and U are allowed. The value provided was {2}.  | Populate the Record Status field with I, O, or U for change jobs.   | .csm                  |
| 3793       | The .cpt Ad % Basis field must be populated when multiple component records with .cpt Periodical Ad Percentage Treatment field populated with S = Carries own Ad Percentage are associated to a single .mpu record. The value provided was {1}.  | Populate the .cpt Ad % Basis field.   | .cpt                  |
| 3794       | The job cannot be updated because of an associated finalized postage statement.  | Do not attempt to submit an update to a job that is associated to a postage statement that has been finalized.  | Updates               |

| <b>Error Code</b> | <b>Mail.dat Client Error Message</b>   | <b>Action</b>  | <b>Error Location</b> |
|-------------------|--|--|-----------------------|
| 3795              | The container cannot be updated because of an associated finalized postage statement.  | Do not attempt to update a container that is associated to a postage statement that has been finalized.  | Updates               |
| 3798              | If the .mpu Mail Piece Unit – Class field does not equal the .cpt Component – Class field and the .cpt Component – Rate Type field is populated with Z = Included, part of host postage, then the .mcr Host Statement Component ID field must point to a different Component.  | Populate the .mcr Host Statement Component ID field with a different Component ID when the .mpu Mail Piece Unit – Class field is not equal to the .cpt Component – Class field and the .cpt Component – Rate Type field is populated with Z. | Multiple Files        |
| 3799              | The .mpu Postage Affixed Type field must be populated with M if populated when the .mpa Postage Payment Method field is populated with L, C, or M. M = Meter L = Metered: Lowest C = Metered: Correct M = Metered: Neither.  | Populate the .mpu Postage Affixed Type field with M if populated when the .mpa Postage Payment Method field is populated with L, C, or M.  | Multiple Files        |
| 3800              | The .mpu Pre-Denominated Amount field must be populated with a value that is greater than zero when the .mpa Postage Payment Method field is populated with M and the associated .mpa Postage Payment Method is also populated with M = Metered: Neither. The value provided was {1}.  | Populate the .mpu Pre-Denominated Amount field with a value that is greater than zero when the .mpa Postage Payment Method field is populated with M and the associated .mpa Postage Payment Method is also populated with M.                | .mpa                  |
| 3801              | The .mpu Postage Affixed Type field value provided was {1}; it must contain S = Stamp when the .mpa Postage Payment Method is populated with S = Stamp.  | Populate the .mpu Postage Affixed Type field with S when the .mpa Postage Payment Method field is populated with S.  | .mpa                  |
| 3802              | The .mpu Pre-Denominated field must be populated with a value that is greater than 0 when the .mpa Postage Payment Method field is populated with S = Stamp and the associated .mpa Postage Payment Method field is also populated with S = Stamp. The value provided was {1}.   | Populate the .mpu Pre-Denominated Amount field with a value that is greater than zero when the .mpa Postage Payment Method field is populated with S and the associated .mpa Postage Payment Method is also populated with S.                | .mpa                  |
| 3803              | The .seg Automation Coding Date field cannot be populated with a date that is earlier than 180 calendar days before the .csm Postage Statement Mailing Date when the .cqt Rate Category field is populated with E = 5 Digit Barcode, H = 3 Digit Barcode, L1 = AADC BC, L2 = MxAADC BC, L3 = ADC BC, or L4 = MxADC BC. The value provided was {1}.                                       | Populate the .seg Automation Coding Date field with a value that is less than 180 calendar days before the .csm Postage Statement Mailing Date when the .cqt Rate Category field is populated with E, H, L1, L2, L3, or L4.                  | .seg                  |
| 3804              | For Full-Service Processing, the .cqt Rate Category field value provided was {1}; it must contain E = 5 Digit Barcode, H = 3 Digit Barcode, L1 = AADC BC, L2 = MxAADC BC, L3 = ADC BC, or L4 = MxADC BC when the .seg Class Defining Preparation is populated with 1(First Class) and the .seg Principal Processing Category field is populated with LT(Letter), FL(Flat), or CD (Card). | Populate the .cqt Rate Category field with E, H, L1, L2, L3, or L4 when the .seg Class Defining Preparation is populated with 1 and the .seg Principal Processing Category field is populated with LT = Letters, FL = Flats, or CD = Cards.  | .cqt                  |

| Error Code | Mail.dat Client Error Message   | Action  | Error Location |
|------------|---|---|----------------|
| 3805       | For Full-Service Processing, the .cqt Rate Category field value provided was {1}; it must contain A = Saturation ECR, B = High Density ECR, C = High Density Plus – ECR, C1 = Non Automation High Density Plus – ECR, D = Carrier Route, O = In County Basic, E = 5 Digit Barcode, L1 = AADC BC, or L2 = MxAADC BC when the .seg Class Defining Preparation field is populated with 3 (Std Mail) and the .seg Principal Processing Category field is populated with LT (Letter).  | Populate the .cqt Rate Category field with A, B, C, C1, D, O, E, L1, or L2 when the .seg Class Defining Preparation field is populated with 3 and the .seg Principal Processing Category field is populated with LT = Letters.  | .cqt           |
| 3806       | For Full-Service Processing, the .cqt Rate Category value provided was {1}; it must contain B = High Density – ECR, C = High Density Plus – ECR, D = Carrier Route, D2 = Carrier Route (Bundles on Pallet), E = 5 Digit Barcode, H = 3 Digit Barcode, L3 = ADC BC, L4 = MxADC BC, FF = Reserved, FI = Reserved, or FG = Reserved when the .seg Class Defining Preparation field is populated with 3(Std Mail) and the .seg Principal Processing Category field is populated with FL(Flat).                                    | Populate the .cqt Rate Category field with B, C, D, D2, E, H, L3, L4, FF, FI, or FG when the .seg Class Defining Preparation field is populated with 3 and the .seg Principal Processing Category field is populated with FL = Flats.   | .cqt           |
| 3807       | For Full-Service Processing, the .cqt Rate Category field contains an invalid value; it must contain A = Saturation – ECR, B = High Density – ECR, D = Carrier Route, E = 5 Digit Barcode, H = 3 Digit Barcode, L = Basic Barcode, L1 = AADC BC, L2 = MxAADC BC, L3 = ADC BC, or L4 = MxADC BC, when the .seg Class Defining Preparation field is populated with 2(Periodicals), the .seg Principal Processing Category field is populated with LT, and the .cqt Periodicals: Not County/In County field is populated with I. | Populate the .cqt Rate Category field with A, B, D, E, H, L, L1, L2, L3, or L4 when the .seg Class Defining Preparation field is populated with 2, the .seg Principal Processing Category field is populated with LT, and the .cqt Periodicals: Not County/In County field is populated with I.         | .cqt           |
| 3808       | For Full-Service Processing, the .cqt Rate Category field contains an invalid value; it must contain A = Saturation – ECR, B = High Density – ECR, D = Carrier Route, E = 5 Digit Barcode, H = 3 Digit Barcode, L = Basic Barcode, L1 = AADC BC, L2 = MxAADC BC, L3 = ADC BC, or L4 = MxADC BC when the .seg Class Defining Preparation field is populated with 2(Periodicals), the .seg Principal Processing Category field is populated with FL, and the .cqt Periodicals: Not County/In County field is populated with I.  | Populate the .cqt Rate Category field with A, B, D, E, H, L, L1, L2, L3, or L4 when the .seg Class Defining Preparation field is populated with 2, the .seg Principal Processing Category field is populated with FL = Flats, and the .cqt Periodicals: Not County/In County field is populated with I. | .cqt           |



| Error Code | Mail.dat Client Error Message   | Action  | Error Location |
|------------|---|---|----------------|
| 3809       | For Full-Service Processing, the .cqt Rate Category field contains an invalid value; it must contain A = Saturation – ECR, B = High Density – ECR, D = Carrier Route, E = 5 Digit Barcode, FB = Firm Bundle (Not In-County), H = 3 Digit Barcode, L1 = AADC BC, L2 = MxAADC BC, L3 = ADC BC, or L4 = MxADC BC when the .seg Class Defining Preparation field is populated with 2(Periodicals) and the .seg Principal Processing Category field is populated with LT(Letter), and the .cqt Periodicals:Not County/In County field is populated with N. | Populate the .cqt Rate Category field with A, B, D, E, FB, H, L1, L2, L3, or L4 when the .seg Class Defining Preparation field is populated with 2 and the .seg Principal Processing Category field is populated with LT, and the .cqt Periodicals: Not County/In County field is populated with N. | .cqt           |
| 3810       | For Full-Service Processing, the .cqt Rate Category field value provided was {1}; it must contain D = Carrier Route, E = 5 Digit Barcode, H = 3 Digit Barcode, L3 = ADC BC, L4 = MxADC BC, A = Saturation – ECR, B = High Density – ECR, N = Presort, FF = Reserved, or FG = Reserved when the .mpu Mail Piece Unit – Class field is populated with 4(Pkg Services) and the .mpu Mail Piece Unit – Processing Category field is populated with FL(Flat). The field value provided was {1}.  | Populate the .cqt Rate Category field with D, E, H, L3, L4, A, B, N, FF, or FG when the .mpu Mail Piece Unit – Class field is populated with 4 and the .mpu Mail Piece Unit – Processing Category field is populated with FL = Flats.   | .cqt           |
| 3815       | {2} field in the {1} file cannot be updated for a MLOCR job.  | Do not attempt to update the {1} in the {2} file for an MLOCR job.  | MLOCR Job      |
| 3816       | The update job is referencing a container that does not exist in the original submission.   | Verify that all containers in the update job was included in the original job submission.   | Updates        |
| 3820       | The .csm Entry Point – Actual / Delivery – Locale Key specified must begin with “LOC” followed by six alphanumeric characters or contain “ORIGIN” when the .csm Entry Point for Entry Discount – Facility Type field is populated with O=Origin, H=Trans Hub, or T = Orig(T-Hub Sq). The value provided was {1}.  | Populate the .csm Entry Point – Actual/Delivery Locale Key field with “LOC” followed by 6 alphanumeric characters or “ORIGIN” when the .csm Entry Point for Entry Discount – Facility Type field is populated with O, H, or T.  | .csm           |
| 3821       | The .csm Entry Point – Actual / Delivery – Locale Key specified must begin with “LOC” followed by six alphanumeric characters when the .csm Entry Point for Entry Discount – Facility Type field is not populated with O = Origin or H = Trans Hub. The value provided was {1}.   | Populate the .csm Entry Point – Actual / Delivery Local Key field with “LOC” followed by 6 alphanumeric characters when the .csm Entry Point for Entry Discount – Facility Type field is not populated with O or H.   | .csm           |
| 3822       | The value provided for .mpa Mail Owner’s Lcl Permit Ref Num / Int’l Bill Num and .mpa Mail Owner’s Lcl Permit Ref Num / Int’l Bill Num – Type combination was {1}; the permit must reference an active permit for the associated .mpa Postage Payment Method at the .mpa Permit ZIP+4 code.   | Populate the .mpa Mail Owner’s Lcl Permit Ref Num / Int’l Bill Num and .mpa Mail Owner’s Lcl Permit Ref Num / Int’l Bill Num – Type field with a value that references an active permit.  | .mpa           |
| 3823       | The .csm Label: IM Container or IM Tray Barcode field must be populated when the .seg Full-Service Participation Indicator field is populated with F=Full Service or M=Mixed (Basic and Full Mixed) and the .csm Sibling Container Indicator field is populated with Y=Yes, when the mailing is not setup as a Simple Mailing. The value provided was {1}.  | Populate the .csm Label: IM Container or IM Tray Barcode field when the .seg Full-Service Participation Indicator field is populated with F or M and the .csm Sibling Container Indicator field is populated with Y, when the mailing is not setup as a Simple Mailing.                             | .csm           |

| <b>Error Code</b> | <b>Mail.dat Client Error Message</b>   | <b>Action</b>   | <b>Error Location</b> |
|-------------------|--|---|-----------------------|
| 3824              | Permit information pertaining to the .mpa Mail Owner's Lcl Permit Ref Num field was entered for the .mpu Mail Piece Unit – Rate Type field populated with S. S = Science of Agriculture. The value provided was {1}.                   | Populate .mpa Mail Owner's Lcl Permit Ref Num field with a value that maps to .mpu Mail Piece Unit – Rate Type S.                             | .mpa                  |
| 3825              | A valid rate code for the .mpa Mail Owner's Lcl Permit Ref Num field cannot be found. The value provided was {1}.  | Populate the .mpa Mail Owner's Lcl Permit Ref Num field with a value that is associated to a valid rate code.                                 | .mpa                  |
| 3827              | Permit information pertaining to the .mpa Mail Owner's Lcl Permit Ref Num field was entered for the .mpu Mail Piece Unit – Rate Type field populated with C=Classroom. The value provided was {1}.                                     | Populate .mpa Mail Owner's Lcl Permit Ref Num field with a value that maps to .mpu Mail Piece Unit – Rate Type C.                             | .mpa                  |
| 3829              | The value provided for .mpa USPS Publication Number and .mpa Postage Payment Method combination was {1}; the .mpa USPS Publication Number must reference an active permit for the associated .mpa Postage Payment Method.              | Populate the .mpa USPS Publication Number field with a value that references an active permit for the associated .mpa Postage Payment Method. | .mpa                  |
| 3830              | Permit information was entered for the .cpt Component – Rate Type field populated with W = Science of Agriculture Limited Circulation. The value provided was {1}.   | Populate .mpa Permit Number field with a value that maps to .cpt Component – Rate Type W.   | .mpa                  |
| 3831              | Permit information was entered for the .cpt Component– Rate Type field populated with Y = Regular Limited Circulation. The value provided was {1}.   | Populate .mpa Permit Number field with a value that maps to .cpt Component – Rate Type Y.   | .mpa                  |
| 3832              | Permit information pertaining to the .mpa Mail Owner's Lcl Permit Ref Num field was entered for the .mpu Mail Piece Unit – Rate Type field populated with W = Science of Agriculture Limited Circulation . The value provided was {1}. | Populate .mpa Mail Owner's Lcl Permit Ref Num field with a value that maps to .mpu Mail Piece Unit – Rate Type W.                             | .mpa                  |
| 3833              | Permit information pertaining to the .mpa Mail Owner's Lcl Permit Ref Num field was entered for the .mpu Mail Piece Unit – Rate Type field populated with Y = Regular Limited Circulation. The value provided was {1}.                 | Populate .mpa Mail Owner's Lcl Permit Ref Num field with a value that maps to .mpu Mail Piece Unit – Rate Type Y.                             | .mpa                  |
| 3834              | The .seg Full-Service Participation Indicator field is required when the .cqt Service Level Indicator field is populated with F=Full service. (CQT Database ID of {1}).  | Populate the .seg Full-Service Participation Indicator when the .cqt Service Level Indicator field is populated.                              | Multiple Files        |
| 3835              | A postage statement with a status of PAV, AVW, FAI, PAS, PEN, COM, FIN, FPP, or UPD cannot be deleted. The value provided was {1}.   | Do not attempt to delete a job with a postage statement that has a status of PAV, AVW, FAI, PAS, PEN, COM, FIN, FPP, or UPD.                  | Multiple Files        |
| 3837              | Numeric Data Type Error: IM/TM/ Barcode must be a numeric value in the .pdr file (when populated).   | Populate the .pdr IM/TM/ Barcode field with a numeric value when populated.   | .pdr                  |
| 3838              | This postage statement is 'in progress' by the USPS and cannot be canceled or deleted.   | Do not attempt to delete a job when the associated postage statement is in progress.  | Updates               |
| 3900              | The .seg Verification Facility Zip+4 must be populated with exactly five or nine numeric characters.   | Populate the .seg Verification Facility ZIP+4 field with 5 or 9 numeric characters.   | .seg                  |



| <b>Error Code</b> | <b>Mail.dat Client Error Message</b>   | <b>Action</b>   | <b>Error Location</b> |
|-------------------|--|---|-----------------------|
| 3901              | All updates made to a job submitted with a .pdr file must be made with a .pdr file and not with a .pbc file.   | Verify that a .pdr file is included in an update job if the .pdr file was included in the original job submission.  | Multiple Files        |
| 3903              | All incidental enclosures included within this mailing must refer back to a host within the .mpu file.   | Reference a host in the .mpu for incidental enclosures.   | .mpu                  |
| 3904              | The incidental enclosures included within this mailing must refer back to a .mcr Host Statement Component ID within the same .mpu. The value provided was {1}.   | Reference a .mcr Host Statement Component ID within the same .mpu for the incidental enclosures.  | Multiple Files        |
| 3905              | The .oci file Job ID of the current line does not equal the .hdr file Job ID.  | Populate the .oci Job ID field with the same value that is populated in the .hdr Job ID.  | .oci                  |
| 3906              | There can be no characters after the closing character.  | Remove all characters after the .oci Closing Character field.   | .oci                  |
| 3907              | Required Field Missing: Job ID is a required field in the .oci file.   | Populate the .oci Job ID field.   | .oci                  |
| 3908              | Required Field Missing: Closing Character is a required field in the .oci file.  | Populate the .oci Closing Character field.  | .oci                  |
| 3909              | Required Field Missing: Container ID is a required field in the .oci file.   | Populate the .oci Container ID field.   | .oci                  |
| 3910              | Required Field Missing: Original Job ID is a required field in the .oci file.  | Populate the .oci Original Job ID field.  | .oci                  |
| 3911              | Required Field Missing: Original User License Code is a required field in the .oci file.   | Populate the .oci Original User License Code field.   | .oci                  |
| 3912              | Required Field Missing: Original Segment ID is a required field in the .oci file.  | Populate the .oci Original Segment ID field.  | .oci                  |
| 3913              | Required Field Missing: Original Container ID is a required field in the .oci file.  | Populate the .oci Original Container ID field.  | .oci                  |
| 3914              | Required Field Missing: Original Display Container ID is a required field in the .oci file.  | Populate the .oci Original Display Container ID field.  | .oci                  |
| 3915              | The .oci Record Status field must be populated with either O=Original, D=Delete, I=Insert or U=Update. The value provided was {1}.   | Populate the .oci OCI Record Status field   | .oci                  |
| 3922              | Alphanumeric Data Type Error: Original User License Code must be an alphanumeric value in the .oci file.   | Populate the .oci Original User License Code field with an alphanumeric value.  | .oci                  |
| 3923              | The .csm Included In Other Documentation field cannot be populated with both O=Original container and L=Linked or new container in a co-palletization Job.   | Do not attempt to populate the .csm Included In Other Documentation field with O and L in a single co-palletization job                                   | .oci                  |
| 3924              | The .seg Class Defining Preparation field value provided was {1}; it must contain 1 = First Class, 2 = Periodicals, 3 = Std Mail, 4 = Pkg Services, or 6 = Std/Bound Printed Matter/Periodicals Co-Mailings when the .csm Included in Other Documentation field is populated with O = Original Container, I = Internal co-palletization indicator from the Origin Job - Original Container or L = Linked or new container. | Populate the .seg Class Defining Preparation field with 1, 2, 3, 4, or 6 when the .csm Included in Other Documentation field is populated with O, I or L. | .csm, .seg            |

| Error Code | Mail.dat Client Error Message  | Action   | Error Location |
|------------|--|--|----------------|
| 3925       | The .seg Principal Processing Category field value provided was {1}; it must contain CD=Card, FL=Flat, or LT= Letter when the .csm Included in Other Documentation field is populated with O = Original Container, I = Internal co-palletization indicator from the Origin Job – Original Container or L = Linked and the .seg Class Defining Preparation is populated with 1 = First Class.   | Populate the .seg Principal Processing Category field with CD, FL, or LT when the .csm Included in Other Documentation field is populated with O, I or L and the .seg Class Defining Preparation is populated with 1.  | Csm, .seg      |
| 3926       | The value provided for the .csm Container Type field was {1}; it must be contain O=1 Tray, T=2 Tray, E=EMM tray, L=Logical Tray, or F=Flat Tub when the .csm Included in Other Documentation field is populated with O=Original Container, I =Internal Co-palletization Indicator, or L=Linked or New Container, and the .seg Class Defining Preparation is populated with 1=First-Class.  | Populate the .csm Container Type field with O, T, E, L, or F when the .csm Included in Other Documentation field is populated with O, I or L, and the .seg Class Defining Preparation is populated with 1.   | .csm, .seg     |
| 3927       | The .seg Principal Processing Category field value provided was {1}; it must contain FL=Flat when the .csm Included in Other Documentation field is populated with O = Original Container, I = Internal co-palletization indicator from the Origin Job – Original Container or L = Linked and the .seg Class Defining Preparation field is populated with 2 = Periodicals.   | Populate the .seg Principal Processing Category field with FL = Flats when the .csm Included in Other Documentation field is populated with O, I or L and the .seg Class Defining Preparation field is populated with 2.   | .csm, .seg     |
| 3928       | The value provided for The .csm Container Type field was {1}; it must contain V = Sack (virtual), S = Sack, 1 = #1 Sack, 2 = #2 Sack, 3 = #3 Sack, 4 = 01V Sack, or 5 = 03V Sack when the .csm Included in Other Documentation field is populated with L = Linked or new container, and the .seg Class Defining Preparation is populated with 2 = Periodicals.   | Populate the .csm Container Type field with V, S, 1, 2, 3, 4, or 5 when the .csm Included in Other Documentation field is populated with L, and the .seg Class Defining Preparation is populated with 2.   | .oci           |
| 3929       | The .seg Principal Processing Category value provided was {1}; it must contain FL=Flat or LT= Letter when the .csm Included in Other Documentation field is populated with O = Original Container, I = Internal co-palletization indicator from the Origin Job – Original Container or L = Linked and the .seg Class Defining Preparation is field is populated with 3 = Std Mail.   | Populate the .seg Principal Processing Category field with FL = Flats or LT when the .csm Included in Other Documentation field is populated with O, I or L and the .seg Class Defining Preparation is field is populated with 3.  | .csm, .seg     |
| 3930       | The value provided for The .csm Container Type field was {1}; it must contain O = 1 Tray, T = 2 Tray, E = EMM Tray, L = Logical Tray, or F = Flat Tub when the .csm Included in Other Documentation field is populated with O = Original container or L = Linked or new container, and the .seg Class Defining Preparation is populated with 3 = Std Mail, and the .mpu Mail Piece Unit – Processing Category field is populated with LT = Letter. | Populate the .csm Container Type field with O, T, E, L, or F when the .csm Included in Other Documentation field is populated with O or L, and the .seg Class Defining Preparation is populated with 3, and the .mpu Mail Piece Unit – Processing Category field is populated with LT = Letters. | .csm, .seg     |

| Error Code | Mail.dat Client Error Message   | Action  | Error Location |
|------------|---|---|----------------|
| 3931       | The value provided for The .csm Container Type field was {1}; it must contain V = Sack (virtual), S = Sack, 1 = #1 Sack, 2 = #2 Sack, 3 = #3 Sack, 4 = 01V Sack, or 5 = 03V Sack when the .csm Included in Other Documentation field is populated with L = Linked or new container, and the .seg Class Defining Preparation is populated with 3 = Std Mail, and the .mpu Mail Piece Unit – Processing Category is populated with FL = Flats.  | Populate the .csm Container Type field with V, S, 1, 2, 3, 4, or 5 when the .csm Included in Other Documentation field is populated with L, and the .seg Class Defining Preparation is populated with 3, and the Processing Category is populated with FL.                                | .oci           |
| 3932       | No such container with ID {1} found in original job {2} with provider code {3}.   | Populate the .oci Original Container ID field in the consolidator job with the same value that is populated in the .csm Container ID field of the origin job.   | .oci           |
| 3933       | Display container ID of container {2} in original job {3} with provider code {4} does not match {1}.  | Populate the .oci Display Container ID field in the consolidator job with the same value that is populated in the origin job.   | .oci           |
| 3934       | IM barcode label of container {2} in original job {3} with provider code {4} does not match {1}.  | Populate the .oci Original Label: IM/TM/ Container or IM/TM/ Tray Barcode field in the consolidator job with the same value that is populated in the origin job.  | .oci           |
| 3935       | Segment ID of container {2} in original job {3} with provider code {4} does not match {1}.  | Populate the .csm Segment ID field in the consolidator job with the same value that is populated in the .csm Segment ID field in the origin job.  | .oci           |
| 3936       | An .oci file must be included in the job when the .csm Included In Other Documentation field is populated with L = Linked or new container. The value provided was {1}.   | Include the .oci field in the job when the .csm Included In Other Documentation field is populated with L.  | .oci           |
| 3937       | The .csm Container Type field contains an invalid value; it can only contain V=Sack (virtual) on a non-copalletized submission, when the .hdr Mail.dat Presentation Category is populated with P = Conventional Presort, and the .mpu Mail Piece Unit – Class is populated with 2 = Periodicals. Else, the .csm Included in Other Documentation field must be populated with O = Original container, I = Internal co-palletization indicator from the Origin Job – Original Container or L = Linked or new container. | Populate the .csm Container Type field with a value other than V when the .hdr Mail.dat Presentation Category field is populated with P, and the .mpu Mail Piece Unit – Class is populated with 2. Else, the .csm Included In Other Documentation field must be populated with O, I or L. | .csm           |
| 3938       | Container with ID {1} in original job {2} with provider code {3} does not have a finalized postage statement.   | Finalize the all postage statement associated to the Container ID before submitting the consolidator job for tray based copal mailings.   | .oci           |

| Error Code | Mail.dat Client Error Message   | Action   | Error Location |
|------------|---|--|----------------|
| 3939       | For Full-Service Processing, the .cqt Rate Category field value provided was {1}; must contain A = Saturation – ECR, B = High Density – ECR, D = Carrier Route, E = 5 Digit Barcode, FB = Firm Bundle (Not In-County), FS = Reserved, H = 3 Digit Barcode, L1 = AADC BC, L2 = MxAADC BC, L3 = ADC BC, L4 = MxADC BC, or FF = Reserved when the .seg Class Defining Preparation field is populated with 2 = Periodicals, the .seg Principal Processing Category is populated with FL = Flats, and the .cqt Periodicals: Not County/In County field is populated with N = Not County. The value provided was {1}. | Populate the .cqt Rate Category field with A, B, D, E, FB, FS, H, L1, L2, L3, L4, or FF when the .seg Class Defining Preparation field is populated with 2, the .seg Principal Processing Category field is populated with FL = Flats, and the .cqt Periodicals: Not County/In County field is populated with N. | Multiple Files |
| 3941       | Container with ID {1} in original job {2} with provider code {3} is already referenced by another consolidator job.   | Do not attempt to submit a job with containers that were previously submitted in a different consolidator job.   | .oci           |
| 3943       | The .seg Principal Processing Category {1} of container {2} in original job {3} with provider code {4} does not match the .seg Principal Processing Category {5} in the consolidator job. The value provided was {1}.   | Populate the .seg Principal Processing Category field in the consolidator job with the same value that was populated in the original job.  | .oci           |
| 3944       | The .seg Class Defining Preparation {1} of container {2} in original job {3} with provider code {4} does not match the .seg Class Defining Preparation {5} in the consolidator job. The value provided was {1}.   | Populate the .seg Class Defining Preparation field in the consolidator job with the same value that was populated in the original job.   | .oci           |
| 3945       | The .mpu Periodical Ad % Status field contains an invalid value; it must contain N, P or F.   |  | .oci           |
| 3946       | The .csm Container Type {1} of container {2} in original job {3} with provider code {4} does not match the .csm Container Type {5} of container {6} in the consolidator job.  | Populate the .csm Container Type field with same value that is populated in the .csm Container Type field in the original job.   | .oci           |
| 3947       | The .csm Container ID {1} in original job {2} with provider code {3} does not have the .csm Included In Other Documentation field populated with O = Original Container or I = Internal co-palletization indicator from the Origin Job – Original Container. The value provided was {1}.  | Populate the .csm Container ID field with a value that is associated to a container with the .csm Included In Other Documentation field populated with O or I.   | .oci           |
| 3948       | The value provided for The .csm Container Status field was {1}; it must contain R = Ready to Pay when the parent .csm Container Status field is populated with R = Ready to Pay.  | Populate the .csm Container Status field with R when the parent .csm Container Status field is populated with R.   | .csm           |
| 3949       | The value provided for The .csm Container Status field was {1}; it must container R when the parent .csm Container Status field is populated with R=Ready to pay.   | Populate the .csm Container Status field with R when the parent .csm Container Status field is populated with R.   | .csm           |
| 3950       | When the .csm Container Type field is populated with V = Sack (Virtual) and the .csm Included In Other Documentation field is populated with O= Original Container or I = Internal co-palletization indicator from the Origin Job – Original Container, the job may not contain wasted or shorted piece data in the .pdr file.  | Do not attempt to submit a .pdr file with the Wasted or Shortage Piece Indicator field populated when the .csm Container Type field is populated with V and the .csm Included In Other Documentation field is populated with O or I.   | .csm, .pdr     |

| <b>Error Code</b> | <b>Mail.dat Client Error Message</b>  | <b>Action</b>   | <b>Error Location</b> |
|-------------------|---|---|-----------------------|
| 3951              | For Full-Service or Mixed Service mailings, piece data information must be included in the .pdr or .pbc file for those containers where the .csm Container Status field is populated with R=Ready to pay.   | Include either a .pdr or .pbc file for containers with a .csm Container Status field populated with R for Full or Mixed Service mailings.   | Multiple files        |
| 3952              | The .csm Actual Container Ship Date must be a valid numeric value formatted as YYYYMMDD in the .csm file (when populated).  | Populate the .csm Actual Container Ship Date field with a valid numeric value formatted as YYYYMMDD.  | .csm                  |
| 3953              | The .csm Parent Container Reference ID field is required when the .csm Included in Other Documentation field is populated with L = Linked or new container and the .csm Container Status field is not populated with T = Transportation Info Update, C = Cancel, D = Delete or X = Paid, and the .csm Sibling Container Reference ID field is not populated. The value was {2}.   | Populate the .csm Parent Container Reference ID field when the .csm Included in Other Documentation field is populated with L and the .csm Container Status field is not populated with T, C, D or X, and the .csm Sibling Container Reference ID field is not populated.   | .csm                  |
| 3955              | The .csm Container Status field value provided was {1}; it cannot contain T = Transportation Information Update, if after R = Ready To Pay or X = Previously Closed or Paid, after the co-palletization consolidator job has been submitted.  | Do not attempt to submit a job with a .csm Container Status field populated with T after the co-palletization consolidator job has been submitted.  | Multiple Files        |
| 3962              | Data Formatting Error: Label: Destination Line 1 must be left justified with no leading spaces.   | Populate the .csm Label: Destination Line 1 field with a value that is left justified and does not include any leading spaces.  | .csm                  |
| 3963              | The .cqt Number of Pieces must be equal to the .cqt Number of Copies.   | Populate the .cqt Number of Pieces field with the same value that is populated in the .cqt Number of Copies field.  | .cqt                  |
| 3964              | The .cqt Number of Pieces field must be populated with a value that is less than or equal to the .cqt Number of Copies field when the .cqt Rate Category field is populated with FB = Firm bundle(Not In-county).   | Populate the .cqt Number of Pieces field with a value that is less than or equal to the .cqt Number of Copies field when the .cqt Rate Category field is populated with FB.   | .cqt                  |
| 3965              | The .cqt Number of Pieces field must be populated with a value that is greater than or equal to the .cqt Number of Copies field when the .cpt Component – Class field is populated with 2 = Periodicals or 5 = Per Pending and the .cpt Component – Rate Type field is populated with Z = Included, part of the host postage and the .cpt Periodical Ad% Treatment field is populated with S = Carries own Ad Percentage. The value provided was {1}. | Populate the .cqt Number of Pieces field with a value that is greater than or equal to the .cqt Number of Copies field when the .cpt Component – Class field is populated with 2 or 5 and the .cpt Component – Rate Type field is populated with Z and the .cpt Periodical Ad% Treatment field is populated with S. | .cqt                  |
| 3967              | For Full-Service Processing, the .csm Scheduled Ship Date field must be within 30 days of the past or present of the .csm Postage Statement Mailing Date.   | Populate the .csm Scheduled Ship Date field with a date that is within 30 days of the past or present of the .csm Postage Statement Mailing Date field.   | .csm                  |
| 3968              | The .csm Postage Statement Mailing Date cannot be more than {1} days in the future of the submission date and cannot be backdated prior to {2}.   | Populate the .csm Postage Statement Mailing Date field with a value that is within the number of days allowed in the future of the submission date.   | .csm                  |



| Error Code | Mail.dat Client Error Message  | Action   | Error Location |
|------------|--|--|----------------|
| 3983       | The .mcr Primary MPA ID field must have an associated .mpa Postage Payment Method of P = Permit when the .cpt Component – Rate Type field is populated with I = First Class Permit Reply Mail. The value provided was {1}.   | Populate the .mcr Primary MPA ID field with a value with an associated .mpa Postage Payment Method of P.   | .mcr           |
| 3984       | The value provided for .mpa Postage Payment Method field was {1}; it must contain P = Permit or G = Gov't – Fed (use Permit) when the .seg Class Defining Preparation field is populated with 4 = Pkg Services and .mpu Mail Piece Unit – Rate Type field is populated with B = Bound Printed Matter.  | Populate the .mpa Postage Payment Method field with P or G when the .seg Class Defining Preparation field is populated with 4 and .mpu Mail Piece Unit – Rate Type field is populated with B.                                      | .mpa           |
| 3985       | Required Field Missing: Scheduled Induction Date is a required field in the .csm file when Scheduled Induction Time is present.  | Populate the .csm Scheduled Induction Date field when the .csm Scheduled Induction Time field is populated.  | .csm           |
| 3986       | Required Field Missing: Container Ship Date is a required field in the .csm file when Container Ship Time is present.  |  | .csm           |
| 3987       | Required Field Missing: Container Pick Up Date is a required field in the .csm file when Container Pick Up Time is present.  |  | .csm           |
| 3988       | Required Field Missing: Actual Pickup Date is a required field in the .csm file when Actual Pickup Time is present.  | Populate the .csm Actual Pickup Date field when the .csm Actual Pick Up Time field is populated.   | .csm           |
| 3989       | Required Field Missing: Actual Container Ship Date is a required field in the .csm file when Actual Container Ship Time is present.  | Populate the .csm Actual Container Ship Date field when the .csm Actual Container Ship Time field is populated.  | .csm           |
| 3992       | The .mpu Flat Machinability field value provided was {1}; it must contain U = Machinable on USFM 1000, N = Not Machinable or Y = Machinable on ASFM 100 when the .mpu Mail Piece Unit – Class field is populated with 5= Per Pending and the .mpu Mail Piece Unit – Weight field is more than 16 ounces and less than or equal to 22 ounces. | Populate the .mpu Flat Machinability field with U, N, or Y when the .mpu Mail Piece Unit – Class field is populated with 5 and the .mpu Mail Piece Unit – Weight field is more than 16 ounces and less than or equal to 22 ounces. | .mpu           |
| 3993       | The class and processing category combination specified are not valid for full service.  | Populate the .mpu Mail Piece Unit – Class and .mpu Mail Piece Unit – Processing Category field with values that are valid for Full-Service mailings.   | Multiple Files |
| 3994       | The .csm Entry Point – Actual / Delivery – Locale Key specified must begin with “LOC” followed by six alphanumeric characters or contain “ORIGIN” when the .cqt Destination Entry field is populated with N=None. The value provided was {1}.  | Populate the .csm Entry Point – Actual / Delivery Locale Key field with “LOC” followed by 6 alphanumeric characters or “ORIGIN” when the .cqt Destination Entry field is populated with N.   | .csm           |
| 3995       | The .csm Entry Point – Actual / Delivery – Locale Key specified must begin with “LOC” followed by six alphanumeric characters when the .cqt Destination Entry field is not populated with N = None. The value provided was {1}.  | Populate the .csm Entry Point – Actual / Delivery Locale Key field with “LOC” followed by 6 alphanumeric characters when the .cqt Destination Entry field is not populated with N.   | .csm           |
| 3996       | The value provided for .mpa Postage Payment Method field was {1}; it must contain P = Permit when the .seg Detached Address Label Indicator field is populated with Y = Regular Limited Circulation.   | Populate the .mpa Postage Payment Method field with P when the .seg Detached Address Label Indicator field is populated with Y.  | Multiple Files |

| <b>Error Code</b> | <b>Mail.dat Client Error Message</b>   | <b>Action</b>  | <b>Error Location</b> |
|-------------------|--|--|-----------------------|
| 4002              | There can be no more than 999 unique .mpa Customer Reference IDs for a single .mpa file submission.  | Verify that the .mpa file does not include more than 999 unique .mpa Customer Reference IDs.   | .mpa                  |
| 4003              | The .cqt records in a job cannot be updated or inserted after .csm Container Status field has been submitted with a value of R (Ready). Value provided was {1}.  | Do not attempt to update or insert .cqt records after the .csm Container Status field was previously submitted with a value of R.  | Multiple Files        |
| 4004              | .pqt records in a job cannot be updated or inserted after .csm Container Status field has been submitted with a value of R(Ready).   | Do not attempt to update or insert .pqt records after the .csm Container Status field was previously submitted with a value of R.  | Multiple Files        |
| 4005              | The .mpa Postage Payment Method must be populated with T when the .cpt Component Class is set to 5.  |  | .mpa                  |
| 4006              | The .mpa Postage Payment Method must be set to P, S, M, L, or C when the .cqt Rate Category is S and .hdr Presentation Category is set to M.   | Populate the .mpa Postage Payment Method with P, S, M, L, or C.  | Multiple Files        |
| 4007              | The value provided for the .csm Container Level field was {1}; it must contain AN=Single Piece CSA FCM Only or AJ=Single Piece when the .cqt Rate Category field is populated with S=Single Piece and the .hdr Mail.dat Presentation Category field is populated with M=MLOCR.   | Populate the .csm Container Level field with AN or AJ when the .cqt Rate Category field is populated with S and the .hdr Presentation Category field is populated with M.  | Multiple Files        |
| 4008              | The value provided for The .csm Container Level field was {1}; it must contain AJ = Single Piece when the .cqt Rate Category field is populated with S = Single Piece and the .hdr Mail.dat Presentation Category field is populated with M = MLOCR.   | Populate the .csm Container Level field with AJ when the .cqt Rate Category field is populated with S and the .hdr Presentation Category field is populated with M.  | Multiple Files        |
| 4009              | The value provided for The Container Type field was {1}; it must contain V=Sack (virtual), S=Sack, 1=#1 Sack, 2=#2 Sack, 3=#3 Sack, 4=01V Sack, or 5=03V Sack when the .csm Included in Other Documentation field is populated with O, the .seg Class Defining Preparation field is populated with 2=Periodicals, and the .seg Principal Processing Category field is populated with FL=Flat.  | Populate the .csm Container Type field with V, S, 1, 2, 3, 4, or 5 when the .csm Included in Other Documentation field is populated with O, the .seg Class Defining Preparation field is populated with 2, and the .seg Principal Processing Category field is populated with FL = Flats.    | Multiple Files        |
| 4011              | For MLOCR Mailings, the discounts cannot be changed to a greater discount by changing the .cqt Rate Category in an update submission. When .hdr Presentation Category is set to M = MLOCR, .mpu Mail Piece Unit – Class is set to 1= First Class, .mpu Mail Piece Unit – Processing Category is set to LT = Letters, and the .cqt Rate Category is currently set to E= 5 Digit Barcode, the .cqt Rate Category can only be changed to L1 = AADC BC or L2= MxAADC BC. The value provided was {1}. | In an update submission, populate the .cqt Rate Category field with L1 or L2 when the .hdr Presentation Category is set to M, .mpu Mail Piece Unit – Class is set to 1, .mpu Mail Piece Unit – Processing Category is set to LT = Letters, and the .cqt Rate Category is currently set to E. | Multiple Files        |



| Error Code | Mail.dat Client Error Message   | Action  | Error Location |
|------------|---|---|----------------|
| 4012       | For MLOCR Mailings, the discounts cannot be changed to a greater discount by changing the .cqt Rate Category in an update submission. When .hdr Presentation Category is set to M = MLOCR, .mpu Mail Piece Unit – Class is set to 1= First Class, .mpu Mail Piece Unit – Processing Category is set to LT = Letters, and the .cqt Rate Category is currently set to H= 3 Digit Barcode, the .cqt Rate Category can only be changed to L1= AADC BC or L2=MxAADC BC. The value provided was {1}.              | In an update submission, populate the .cqt Rate Category field with L1 or L2 when the .hdr Presentation Category is set to M, .mpu Mail Piece Unit – Class is set to 1, .mpu Mail Piece Unit – Processing Category is set to LT = Letters, and the .cqt Rate Category is currently set to H.                                      | Multiple Files |
| 4013       | For MLOCR Mailings, the discounts cannot be changed to a greater discount by changing the .cqt Rate Category in an update submission. When .hdr Presentation Category is set to M=MLOCR, .mpu Mail Piece Unit – Class is set to 1= First Class, .mpu Mail Piece Unit – Processing Category is set to LT = Letters, and the .cqt Rate Category is currently set to L1= AADC BC, the .cqt Rate Category can only be changed to L2=MxAADC BC.  | In an update submission, populate the .cqt Rate Category field with L2 when the .hdr Presentation Category is set to M, .mpu Mail Piece Unit – Class is set to 1, .mpu Mail Piece Unit – Processing Category is set to LT = Letters, and the .cqt Rate Category is currently set to L1.   | Multiple Files |
| 4014       | For MLOCR Mailings, the discounts cannot be changed to a greater discount by changing the .cqt Rate Category in an update submission. When .hdr Presentation Category is set to M=MLOCR, .mpu Mail Piece Unit – Class is set to 1= First Class, .mpu Mail Piece Unit – Processing Category is set to LT = Letters, and the .cqt Rate Category is currently set to L2=MxAADC BC, the .cqt Rate Category cannot be changed. The value provided was {1}.   | In an update submission, populate the .cqt Rate Category field with L2 when the .hdr Presentation Category is set to M, .mpu Mail Piece Unit – Class is set to 1, .mpu Mail Piece Unit – Processing Category is set to LT = Letters, and the .cqt Rate Category is currently set to L2, the .cqt Rate Category cannot be changed. | Multiple Files |
| 4015       | For MLOCR Mailings, the discounts cannot be changed to a greater discount by changing the .cqt Rate Category in an update submission. When .hdr Presentation Category is set to M=MLOCR, .mpu Mail Piece Unit – Class is set to 1= First Class, .mpu Mail Piece Unit – Processing Category is set to FL=Flat, and the .cqt Rate Category is currently set to E= 5 Digit Barcode, the .cqt Rate Category can only be changed to H= 3 Digit Barcode, L3= ADC BC, or L4= MxADC BC. The value provided was {1}. | In an update submission, populate the .cqt Rate Category field with H, L3 or L4 when the .hdr Presentation Category is set to M, .mpu Mail Piece Unit – Class is set to 1, .mpu Mail Piece Unit – Processing Category is set to FL, and the .cqt Rate Category is currently set to E.   | Multiple Files |
| 4016       | For MLOCR Mailings, the discounts cannot be changed to a greater discount by changing the .cqt Rate Category in an update submission. When .hdr Presentation Category is set to M, .mpu Mail Piece Unit – Class is set to 1, .mpu Mail Piece Unit – Processing Category is set to FL, and the .cqt Rate Category is currently set to H, the .cqt Rate Category can only be changed to L3, or L4.  | In an update submission, populate the .cqt Rate Category field with Le or L4 when the .hdr Presentation Category is set to M, .mpu Mail Piece Unit – Class is set to 1, .mpu Mail Piece Unit – Processing Category is set to FL, and the .cqt Rate Category is currently set to H.  | Multiple Files |

| Error Code | Mail.dat Client Error Message  | Action  | Error Location |
|------------|--|---|----------------|
| 4017       | For MLOCR Mailings, the discounts cannot be changed to a greater discount by changing the .cqt Rate Category in an update submission. When .hdr Presentation Category is set to M, .mpu Mail Piece Unit – Class is set to 1, .mpu Mail Piece Unit – Processing Category is set to FL, and the .cqt Rate Category is currently set to L3, the .cqt Rate Category can only be changed to L4.   | In an update submission, populate the .cqt Rate Category field with L4 when the .hdr Presentation Category is set to M, .mpu Mail Piece Unit – Class is set to 1, .mpu Mail Piece Unit – Processing Category is set to FL, and the .cqt Rate Category is currently set to L3.                                       | Multiple Files |
| 4018       | For MLOCR Mailings, the discounts cannot be changed to a greater discount by changing the .cqt Rate Category in an update submission. When .hdr Presentation Category is set to M=MLOCR, .mpu Mail Piece Unit – Class is set to 1, .mpu Mail Piece Unit – Processing Category is set to FL=Flats, and the .cqt Rate Category is currently set to L4=MxADC BC, the .cqt Rate Category cannot be changed. The value provided was {1}.  | Do not attempt to update the .cqt Rate Category field when the .hdr Presentation Category is set to M, .mpu Mail Piece Unit – Class is set to 1, .mpu Mail Piece Unit – Processing Category is set to FL, and the .cqt Rate Category is currently set to L4.  | Multiple Files |
| 4019       | For MLOCR Mailings, the discounts cannot be changed to a greater discount by changing the .cqt Rate Category in an update submission. When .hdr Presentation Category is set to M= MLOCR, .mpu Mail Piece Unit – Class is set to 3=std mail, .mpu Mail Piece Unit – Processing Category is set to LT = Letters, and the .cqt Rate Category is currently set to E= 5 Digit Barcode, the .cqt Rate Category can only be changed to L7= AADC, L1 = AADC BC, L2= MxAADC BC, L8= MxAADC, G= 5 Digit, K= 3 Digit, L5= ADC, or L6= MxADC. The value provided was {1}. | In an update submission, populate the .cqt Rate Category field with L7, L1, L2, L8, G, K, L5, or L6 when the .hdr Presentation Category is set to M, .mpu Mail Piece Unit – Class is set to 3, .mpu Mail Piece Unit – Processing Category is set to LT = Letters, and the .cqt Rate Category is currently set to E. | Multiple Files |
| 4020       | For MLOCR Mailings, the discounts cannot be changed to a greater discount by changing the .cqt Rate Category in an update submission. When .hdr Presentation Category is set to M= MLOCR, .mpu Mail Piece Unit – Class is set to 3=std mail, .mpu Mail Piece Unit – Processing Category is set to LT = Letters, and the .cqt Rate Category is currently set to H= 3 Digit Barcode, the .cqt Rate Category can only be changed to L1, L7, L2, L8, G, K, L5, or L6.  | In an update submission, populate the .cqt Rate Category field with L1, L7, L2, L8, G, K, L5, or L6 when the .hdr Presentation Category is set to M, .mpu Mail Piece Unit – Class is set to 3, .mpu Mail Piece Unit – Processing Category is set to LT = Letters, and the .cqt Rate Category is currently set to H. | Multiple Files |
| 4021       | For MLOCR Mailings, the discounts cannot be changed to a greater discount by changing the .cqt Rate Category in an update submission. When .hdr Presentation Category is set to M= MLOCR, .mpu Mail Piece Unit – Class is set to 3 = Std mail, .mpu Mail Piece Unit – Processing Category is set to LT = Letters, and the .cqt Rate Category is currently set to L1= AADC BC, the .cqt Rate Category can only be changed to L7= AADC, L2= MxAADC BC, L8= MxAADC, G = 5 Digit, K = 3 Digit, L5= ADC, or L6= MxADC.  | In an update submission, populate the .cqt Rate Category field with L7, L2, L8, G, K, L5, or L6 when the .hdr Presentation Category is set to M, .mpu Mail Piece Unit – Class is set to 3, .mpu Mail Piece Unit – Processing Category is set to LT = Letters, and the .cqt Rate Category is currently set to L1.    | Multiple Files |

| Error Code | Mail.dat Client Error Message   | Action   | Error Location |
|------------|---|--|----------------|
| 4022       | In an update submission, populate the .cqt Rate Category field with L8= MxAADC, G= 5 Digit, K= 3 Digit, L5= ADC, or L6 = MxADC when the .hdr Presentation Category is set to M = MLOCR, .mpu Mail Piece Unit – Class is set to 3 = Std mail, .mpu Mail Piece Unit – Processing Category is set to LT = Letters, and the .cqt Rate Category is currently set to L7= AADC.  | In an update submission, populate the .cqt Rate Category field with L8, G, K, L5, or L6 when the .hdr Presentation Category is set to M, .mpu Mail Piece Unit – Class is set to 3, .mpu Mail Piece Unit – Processing Category is set to LT = Letters, and the .cqt Rate Category is currently set to L7. | Multiple Files |
| 4023       | For MLOCR Mailings, the discounts cannot be changed to a greater discount by changing the .cqt Rate Category in an update submission. When .hdr Presentation Category is set to M= MLOCR, .mpu Mail Piece Unit – Class is set to 3 = Std mail, .mpu Mail Piece Unit – Processing Category is set to LT = Letters, and the .cqt Rate Category is currently set to L2= MxAADC BC, the .cqt Rate Category can only be changed to L8= MxAADC, G = 5 Digit, K = 3 Digit, L5= ADC, or L6= MxADC.                | In an update submission, populate the .cqt Rate Category field with L8, G, K, L5, or L6 when the .hdr Presentation Category is set to M, .mpu Mail Piece Unit – Class is set to 3, .mpu Mail Piece Unit – Processing Category is set to LT = Letters, and the .cqt Rate Category is currently set to L2. | Multiple Files |
| 4024       | For MLOCR Mailings, the discounts cannot be changed to a greater discount by changing the .cqt Rate Category in an update submission. When .hdr Presentation Category is set to M= MLOCR, .mpu Mail Piece Unit – Class is set to 3 = Std mail, .mpu Mail Piece Unit – Processing Category is set to LT = Letters, and the .cqt Rate Category is currently set to L8= MxAADC, the .cqt Rate Category can only be changed to G = 5 Digit, K = 3 Digit, L5= ADC, or L6= MxADC.                               | In an update submission, populate the .cqt Rate Category field with G, K, L5, or L6 when the .hdr Presentation Category is set to M, .mpu Mail Piece Unit – Class is set to 3, .mpu Mail Piece Unit – Processing Category is set to LT = Letters, and the .cqt Rate Category is currently set to L8.     | Multiple Files |
| 4029       | For MLOCR Mailings, the discounts cannot be changed to a greater discount by changing the .cqt Rate Category in an update submission. When .hdr Presentation Category is set to M= MLOCR, .mpu Mail Piece Unit – Class is set to 3= Std Mail, .mpu Mail Piece Unit – Processing Category is set to LT = Letters, and the .cqt Rate Category is currently set to A= Saturation – ECR, the .cqt Rate Category can only be changed to B= High Density – ECR or D= Carrier Route. The value provided was {1}. | In an update submission, populate the .cqt Rate Category field with B or D when the .hdr Presentation Category is set to M, .mpu Mail Piece Unit – Class is set to 3, .mpu Mail Piece Unit – Processing Category is set to LT = Letters, and the .cqt Rate Category is currently set to A.               | Multiple Files |
| 4030       | For MLOCR Mailings, the discounts cannot be changed to a greater discount by changing the .cqt Rate Category in an update submission. When .hdr Presentation Category is set to M=Metered, .mpu Mail Piece Unit – Class is set to 3= Std Mail, .mpu Mail Piece Unit – Processing Category is set to LT = Letters, and the .cqt Rate Category is currently set to B= High Density – ECR, the .cqt Rate Category can only be changed to D= Carrier Route.   | In an update submission, populate the .cqt Rate Category field with D when the .hdr Presentation Category is set to M, .mpu Mail Piece Unit – Class is set to 3, .mpu Mail Piece Unit – Processing Category is set to LT = Letters, and the .cqt Rate Category is currently set to B.                    | Multiple Files |

| Error Code | Mail.dat Client Error Message   | Action  | Error Location |
|------------|---|---|----------------|
| 4031       | For MLOCR Mailings, the discounts cannot be changed to a greater discount by changing the .cqt Rate Category in an update submission. When .hdr Presentation Category is set to M = Metered: Neither, .mpu Mail Piece Unit – Class is set to 3= Std Mail, .mpu Mail Piece Unit – Processing Category is set to LT = Letters, and the .cqt Rate Category is currently set to D= Carrier Route, the .cqt Rate Category cannot be changed. The value provided was {} | Do not attempt to update the .cqt Rate Category field when the .hdr Presentation Category is set to M, .mpu Mail Piece Unit – Class is set to 3, .mpu Mail Piece Unit – Processing Category is set to LT = Letters, and the .cqt Rate Category is currently set to D. | Multiple Files |
| 4035       | The .csm Container Type {1} of container {2} in original job {3} with provider code {4} must be populated with V = Sack (Virtual), S = Sack (general), 1 = #1 Sack, 2 = #2 Sack, 3 = #3 Sack, 4 = 01V Sack, or 5 = 03V Sack for Bundle-Based Consolidator Jobs. The value provided was {5}.   | Populate the .csm Container Type field with V, S, 1, 2, 3, 4, or 5 for Bundle-Based Consolidator jobs.  | Multiple Files |
| 4036       | For Full-Service Processing, when the .csm Container Status field is populated with R = Ready to pay; it must contain a .pdr or .pbc file for an update job.  | Include the .pdr or .pbc file when the .csm Container Status field is populated with R for Full-Service mailings.   | Multiple Files |
| 4037       | The postage statement for this job has been frozen. Once a postage statement is frozen, containers or submissions within that postage statement cannot be canceled, deleted, or updated.  | Do not attempt to cancel, delete, or update a container or submission that is associated to a postage statement that has been frozen.   | Updates        |
| 4038       | .seg records cannot be inserted or updated in a job after the .csm Container Status field was populated with R = Ready to pay in the original job submission. The value provided was {1}.   | Do not attempt to update or insert .seg records to a job that was previously submitted with a .csm Container Status field value of R.   | Multiple Files |
| 4039       | An .mpa file is required for tray based copal consolidator jobs.  | Include the .mpa file for tray based copal consolidator mailings.   | Multiple Files |
| 4041       | The .csm Included In Other Documentation field must be blank for all Physical Sibling Containers when the .csm Sibling Container Indicator field is populated with Y = Yes.   | Do not populate the .csm Included In Other Documentation field when the .csm Sibling Container Indicator field is populated with Y.   | Multiple Files |
| 4042       | All .mpa Permit ZIP+4 and .mpa CRID of Preparer must be the same for tray based copal consolidator jobs.  | Populate all .mpa Permit ZIP+4 and .mpa CRID of Preparer with the same value for tray based copal consolidator jobs.  | Multiple Files |
| 4044       | The .csm Postage Statement Mailing Date field values cannot span the price change date; within a job these dates must either be all before or all after {1}.  | Populate the .csm Postage Statement Mailing Date field with value that does not span the current price change date.   | .csm           |
| 4045       | Alphanumeric Data Type Error: Postal Price Incentive Type must be an alphanumeric value in the .cpt file when populated.  | Populate the .cpt Postal Price Incentive Type field with an alphanumeric value when populated.  | .cpt           |

| Error Code | Mail.dat Client Error Message  | Action  | Error Location |
|------------|--|---|----------------|
| 4047       | The .mpu Mail Piece Unit – Weight field must be populated with a value that is less than or equal to 3.5 oz. when the .mpu Mail Piece Unit – Class field is populated with 1 = First Class, the .mpu Mail Piece Unit – Processing Category field is populated with LT = Letters or CD = Cards when the .cqt Rate Category field is populated with L = Basic Barcode N = Presort (1C, 4C) S = Single Piece, and the .hdr Mail.dat Presentation Category is not populated with N = Single Piece. The value provided was {1}. | Populate the .mpu Mail Piece Unit – Weight field with a value that is less than or equal to 3.5 oz. when the .mpu Mail Piece Unit – Class field is populated with 1, the .mpu Mail Piece Unit – Processing Category field is populated with LT = Letters or CD = Cards when the .cqt Rate Category field is populated with L, N, or S, and the .hdr Mail.dat Presentation Category is not populated with N. | Multiple Files |
| 4048       | The .mpu Mail Piece Unit - Weight field must be populated with a value that is less than or equal to 3.5 oz when the .mpu Mail Piece Unit - Class field is populated with 1=First Class and the .mpu Mail Piece Unit - Processing Category field is populated with LT = Letters. The value provided was {1}.   | Populate the .mpu Mail Piece Unit - Weight field with a value that is less than or equal to 3.5 oz when the .mpu Mail Piece Unit - Class field is populated with 1 and the .mpu Mail Piece Unit - Processing Category field is populated with LT = Letters.   | Multiple Files |
| 4049       | The .mpu Mail Piece Unit – Weight field must be populated with a value that is less than or equal to 13 oz. when the .mpu Mail Piece Unit – Class field is populated with 1 = First Class, the .mpu Mail Piece Unit – Processing Category field is populated with FL = Flats, and the .hdr Mail.dat Presentation Category is not populated with N = Single Piece. The value provided was {1}.  | Populate the .mpu Mail Piece Unit – Weight field with a value that is less than or equal to 13 oz. when the .mpu Mail Piece Unit – Class field is populated with 1, the .mpu Mail Piece Unit – Processing Category field is populated with FL = Flats, and the .hdr Mail.dat Presentation Category is not populated with N = Single Piece.  | Multiple Files |
| 4057       | The .mpu Mail Piece Unit - Weight field must be populated with a value that is less than 16 oz when the .mpu Mail Piece Unit - Class field is populated with 3 = Std Mail and the .mpu Mail Piece Unit - Processing Category field is populated with LT = Letters. The value provided was {1}.   | Populate the .mpu Mail Piece Unit - Weight field with a value that is less than 16 oz when the .mpu Mail Piece Unit - Class field is populated with 3 and the .mpu Mail Piece Unit - Processing Category field is populated with LT = Letters.  | Multiple Files |
| 4058       | The .mpu Mail Piece Unit - Weight field must be populated with a value that is less than 16 oz when the .mpu Mail Piece Unit - Class field is populated with 3 = Std Mail and the .mpu Mail Piece Unit - Processing Category field is populated with FL = Flats. The value provided was {1}.   | Populate the .mpu Mail Piece Unit - Weight field with a value that is less than 16 oz when the .mpu Mail Piece Unit - Class field is populated with 3 and the .mpu Mail Piece Unit - Processing Category field is populated with FL = Flats.  | Multiple Files |
| 4062       | The .mpu Mail Piece Unit – Weight field must be populated with a value that is less than or equal to 20 oz. when the .mpu Mail Piece Unit – Class field is populated with 4 = Pkg Services and the .mpu Mail Piece Unit – Rate Type field is populated with B= Bound Printed Matter, and the job contains a barcode. The value provided was {1}.   | Populate the .mpu Mail Piece Unit – Weight field with a value that is less than or equal to 20 oz. when the .mpu Mail Piece Unit – Class field is populated with 4 and the .mpu Mail Piece Unit – Rate Type field is populated with B, and the job contains a barcode.  | Multiple Files |



| <b>Error Code</b> | <b>Mail.dat Client Error Message</b>   | <b>Action</b>   | <b>Error Location</b> |
|-------------------|--|---|-----------------------|
| 4063              | The .cpt Component – Weight field must be populated with a value that is less than or equal to 16 oz. when the .mpu Mail Piece Unit – Class field is populated with 2 = Periodicals or 5 = Per Pending. The value provided was {1}.  | Populate the .cpt Component – Weight field with a value that is less than or equal to 16 oz. when the .mpu Mail Piece Unit – Class field is populated with 2 or 5.  | Multiple Files        |
| 4064              | Populate the .cpt Component – Weight field with a value that is less than or equal to 22 oz. when the .mpu Mail Piece Unit – Class field is populated with 2 = Periodicals or 5 = Per Pending, the .mpu Mail Piece Unit – Processing Category field is populated with FL = Flats and the .mpu Flat Machinability field is populated with Y = Machinable on ASFM 100.   | Populate the .cpt Component – Weight field with a value that is less than or equal to 22 oz. when the .mpu Mail Piece Unit – Class field is populated with 2 or 5, the .mpu Mail Piece Unit – Processing Category field is populated with FL = Flats and the .mpu Flat Machinability field is populated with Y. | Multiple Files        |
| 4067              | Alphanumeric Data Type Error: .mpu Standard Parcel Type must be an alphanumeric value in the .mpu file (when populated).   | Populate the .mpu Standard Parcel Type with an alphanumeric value (when populated).   | .mpu                  |
| 4069              | The .mpu Mail Piece Unit – Processing Category field contains an invalid value; it must contain FL = Flat when the .csm Container Level field is populated with E = FSS Sort Plan or F = FSS Facility. The value provided was {1}.   | Populate the .mpu Mail Piece Unit – Processing Category field with FL = Flats when the .csm Container Level field is populated with E or F.   | Multiple Files        |
| 4070              | The .mpu Mail Piece Unit – Processing Category field value provided was {1}; it must contain FL = Flat when the .pqt Package Level field is populated with X = FSS Sort plan.  | Populate the .mpu Mail Piece Unit – Processing Category field with FL = Flats when the .pqt Package Level field is populated with X.  | Multiple Files        |
| 4071              | The value provided for The .csm Container Type was {1}; .csm Container Type AB = Air Box is not supported, when the .mpu Mail Piece Unit – Class is not populated with 2 = Periodicals or 5 = Per Pending.   | Populate the .csm Container Type field with a value other than AB.  | .csm                  |
| 4074              | The .cpt Periodical Issue Date field must be populated when the .mpu Mail Piece Unit – Class field is populated with 2 = Periodicals. The value provided was {1}.  | Populate the .cpt Periodical Issue Date field when the .mpu Mail Piece Unit – Class field is populated with 2.  | .cpt                  |
| 4080              | The Origin Job Id – {1} and Origin User License Code – {2} combination does not exist.   | Verify that the .oci Original Job ID and Original User License Code fields are populated with values that were submitted in the original mailings.  | .oci                  |
| 4083              | The .mcr Host Statement Component ID is required when a Mail Piece Unit ID is associated to multiple Component IDs within the .mcr file.   | Populate the .mcr Host Statement Component ID field when a Mail Piece Unit ID is associated to multiple Component IDs within the .mcr file.   | Multiple Files        |
| 4084              | The .mpu Mail Piece Unit - Weight field must be populated with a value that is less than or equal to 3.5 oz when the .mpu Mail Piece Unit - Class field is populated with 3 = Std Mail, the .mpu Mail Piece Unit - Processing Category field is populated with LT = Letter, and the .cqt Rate Category field is populated with A = Saturation - ECR, B = High Density - ECR, C = High Density Plus - ECR, or O = In County Basic (2C). | Populate the .mpu Mail Piece Unit - Weight field with a value that is less than or equal to 3.5 oz when the .mpu Mail Piece Unit - Class field is populated with 3, the .mpu Mail Piece Unit - Processing Category field is populated with LT, and the .cqt Rate Category field is populated with A, B, C or O. | Multiple Files        |

| <b>Error Code</b> | <b>Mail.dat Client Error Message</b>  | <b>Action</b>   | <b>Error Location</b> |
|-------------------|---|---|-----------------------|
| 4085              | A .par file may not be submitted when the Wasted or Shortage Piece Indicator in the pdr file is set to W or S.  | Verify that the .par file is not included in a mailing when the .pdr Wasted or Shortage Piece Indicator field is populated with W or S. | Multiple Files        |
| 4086              | Date Data Type Error: Delivery Statistics File Date must be a valid date value formatted as YYYYMMDD in the .seg file.  | Populate the .seg Delivery Statistics File Date field with a valid date value formatted as YYYYMMDD.                                    | .seg                  |
| 4093              | The value provided for the .mpa Postage Payment Method field was {1}; it cannot contain L=metered for a non-identical weight mailing.   | Populate the .mpa Postage Payment Method field with a value other than L for a non-identical weight mailing.                            | Multiple Files        |
| 4094              | The .mpu Mail Piece Unit – Class contains an invalid value; it must be set to 1 or 3 for a co-palletized mailing when the .mpu Mail Piece Unit – Processing Category field is set to Flats and .csm Container Type set to 'F'.                                  | Populate the .mpu Mail Piece Unit – Class with 1 or 3.  | Multiple Files        |
| 4098              | Alphanumeric Data Type Error: The .pbc Job ID field must be populated with an alphanumeric value.   | Populate the .pbc Job ID field with an alphanumeric value.  | .pbc                  |
| 4099              | Referential Integrity Error: The .pbc Job ID field does not match the .hdr Job ID.  | Populate the .pbc Job ID field with a value that matches the .hdr Job ID field.   | .pbc                  |
| 4100              | Numeric Data Type Error: The .pbc PBC Unique ID field must be populated with a numeric value.   | Populate the .pbc PBC Unique ID field with a numeric value.   | .pbc                  |
| 4101              | Numeric Data Type Error: The .pbc CQT Database ID field must be populated with a numeric value.   | Populate the .pbc CQT Database ID field with a numeric value.   | .pbc                  |
| 4102              | Referential Integrity Error: The .pbc CQT Database ID does not have a corresponding .cqt CQT Database ID.   | Populate the .pbc CQT Database ID field with a value that matches the .cqt CQT Database ID field.                                       | .pbc                  |
| 4105              | Alphanumeric Data Type Error: The .pbc Package ID field must be populated with an alphanumeric value.   | Populate the .pbc Package ID field with an alphanumeric value.  | .pbc                  |
| 4108              | Numeric Data Type Error: The .pbc Barcode field must be populated with a numeric value when populated.  | Populate the .pbc Barcode field with a numeric value.   | .pbc                  |
| 4109              | The .pbc Barcode field value provided was {1}; it must contain X when the associated .cqt Service Level Indicator field is not populated with F (Full Service).   | Populate the .pbc Barcode field with X when the associated .cqt Service Level Indicator field is not populated with F.                  | .pbc                  |
| 4110              | The .pbc Barcode field must be populated with 31 characters when the associated .cqt Service Level Indicator field is populated with F (Full Service).  | Populate the .pbc Barcode field with 31 characters when the associated .cqt Service Level Indicator field is populated with F.          | .pbc                  |
| 4111              | The .pbc Wasted or Shortage Piece Indicator field value provided was {1}; it must contain W = Wasted piece produced but was spoiled, S = Shortage – piece NOT produced, X = Wasted piece and postage adjustment should NOT be triggered, or T = Shortage piece. | Populate the .pbc Wasted or Shortage Piece Indicator field with W, S, X, or T when populated.   | .pbc                  |
| 4112              | The .pbc PBC Record Status field value provided was {1}; it must contain O = Original, D = Delete, I = Insert, U = Update.  | Populate the .pbc PBC Record Status field with O, I, or U.  | .pbc                  |
| 4113              | The .pbc Closing Character value provided was {1}; it must contain # sign.  | Populate the .pbc Closing Character field with #.   | .pbc                  |



| <b>Error Code</b> | <b>Mail.dat Client Error Message</b>   | <b>Action</b>  | <b>Error Location</b> |
|-------------------|--|--|-----------------------|
| 4114              | There can be no characters after the .pbc Closing Character field.   | Remove all characters after the .pbc Closing Character field.  | .pbc                  |
| 4115              | Referential Integrity Error: There cannot be duplicate primary keys in the .pbc file (Job ID, Record Serial Number).   | Verify that the .pbc Job ID and .pbc PBC Unique ID fields are populated with unique values for each .pbc record.   | .pbc                  |
| 4116              | The number of piece record detail in the .pbc file must equal a total between the Number of Pieces and Number of Copies fields in the summary .csm record when .seg Full-Service Participation Indicator field is populated with F=Full Service Option or M = Mixed (Basic and Full Mixed), and the .csm Container Status field is populated with R=Ready to pay.  | Verify the number of .pbc records is equal to a count between Number of Pieces and Number of Copies fields in the .csm file for the corresponding .cqt CQT Database ID when the Full-Service Participation Indicator field in the .seg file is populated with F or M, and the Container Status field in the .csm file is populated with R.   | .pbc                  |
| 4117              | The .cqt CQT Record Status field value provided was {1}; it must contain U to update or insert records in the .pbc file.   | Populate the .cqt CQT Record Status field with U when updating or inserting records into the .pbc file.  | .pbc                  |
| 4119              | A .pdr file cannot be included once a Mail.dat job is submitted with a .pbc file.  | Do not attempt to submit a .pdr file in a mailing that was previously submitted with a .pbc file.  | .pbc                  |
| 4120              | The value provided for The .csm Container Status field was {1}; it must container R = Ready to pay for the insertion of .pbc records.  | Populate the .csm Container Status field with R when inserting .pbc records into a job.  | .pbc                  |
| 4122              | The value provided for The .csm Entry Point for Entry Discount – Facility Type field was {1}; it cannot contain N = Not-determined when the .csm Container Status field is populated with R = Ready to pay and .seg Full-Service Participation Indicator field is populated with F = Full Service Option or M = Mixed (Basic and Full Mixed).  | Populate the .csm Entry Point for Entry Discount – Facility Type field with a value other than N when the .csm Container Status field is populated with R and .seg Full-Service Participation Indicator field is populated with F or M.  | Multiple Files        |
| 4123              | If populated, the .seg CSA Agreement ID must be populated with a 10 digit numeric value between 100000000 and 999999999 when the .csm Container Status is R and .seg Full-Service Participation Indicator is F or M.   |  | Multiple Files        |
| 4127              | If populated, the .csm Reservation Number field must be populated with (1) a 10 digit value with the format nnnnn + R + mmdd (where n = numeric and mmdd = date of recurring appointment); (2) a 6 character value with the format nnnnn + R; or (3) a 9 digit numeric value between 100000000 and 999999999, when the .csm Container Status field is populated with R = Ready to pay and the .seg Full-Service Participation Indicator field is populated with F = Full Service Option or M = Mixed (Basic and Full Mixed). | Populate the .csm Reservation Number field with (1) a 10 digit value with the format nnnnn + R + mmdd (where n = numeric and mmdd = date of recurring appointment); (2) a 6 character value with the format nnnnn + R; or (3) a 9 digit numeric value between 100000000 and 999999999, when the .csm Container Status field is populated with R and the .seg Full-Service Participation Indicator field is populated with F or M when populated. | Multiple Files        |

| Error Code | Mail.dat Client Error Message   | Action   | Error Location |
|------------|---|--|----------------|
| 4130       | If populated, the .csm Reservation Number field must be populated with (1) a 10 digit value with the format nnnnn + R + mmdd (where n = numeric and mmdd = date of recurring appointment); (2) a 6 character value with the format nnnnn + R; or (3) a 9 digit numeric value between 100000000 and 999999999, when the .csm Container Status field is populated with T = Transportation Information Update and the .seg Full-Service Participation Indicator field is populated with F = Full Service Option or M = Mixed (Basic and Full Mixed). | Populate the .csm Reservation Number field with (1) a 10 digit value with the format nnnnn + R + mmdd (where n = numeric and mmdd = date of recurring appointment); (2) a 6 character value with the format nnnnn + R; or (3) a 9 digit numeric value between 100000000 and 999999999, when the .csm Container Status field is populated with T and the .seg Full-Service Participation Indicator field is populated with F or M when populated. | Multiple Files |
| 4131       | The .mpu Mail Piece Unit – Processing Category field value provided was {1}; it must contain FL = Flat when the .seg Class Defining Preparation field is populated with 6 = Std/Bound Printed Matter/Periodicals Co-Mailings.   | Populate the .mpu Mail Piece Unit – Processing Category field with FL = Flats when the .seg Class Defining Preparation field is populated with 6.  | Multiple Files |
| 4132       | The .mpu MPU Surcharge field value provided was {1} ; it must contain N = Not Oversized when the .seg Class Defining Preparation field is populated with 6 = Std/Bound Printed Matter/Periodicals Co-Mailings.  | Populate the .mpu MPU Surcharge field with N when the .seg Class Defining Preparation field is populated with 6.   | Multiple Files |
| 4133       | The .mpu Flat Machinability field contains an invalid value; it must contain Y = Machinable on ASFM 100 when the .mpu Mail Piece Unit – Class field is populated with 2 = Periodicals or 5 = Per Pending and the .seg Class Defining Preparation field is populated with 6 = Std/Bound Printed Matter/Periodicals Co-Mailings.  | Populate the .mpu Flat Machinability field with Y when the .mpu Mail Piece Unit – Class field is populated with 2 or 5 and the .seg Class Defining Preparation field is populated with 6.  | Multiple Files |
| 4134       | The .mpu Postage Affixed Type field must be blank when the .seg Class Defining Preparation field is populated with 6 = Std/Bound Printed Matter/Periodicals Co-Mailings. The value provided was {1}.  | Verify that the .mpu Postage Affixed Type field is not populated when the .seg Class Defining Preparation field is populated with 6.   | Multiple Files |
| 4135       | The .mpa USPS Publication Number field must be populated when the .mpu Mail Piece Unit – Class field is populated with 2 = Periodicals and the .seg Class Defining Preparation field is populated with 6 = Std/Bound Printed Matter/Periodicals Co-Mailings.  | Populate the .mpa USPS Publication Number field when the .mpu Mail Piece Unit – Class field is populated with 2 and the .seg Class Defining Preparation field is populated with 6.   | Multiple Files |
| 4136       | The .mpa Permit Number field must be populated when the .mpu Mail Piece Unit - Class field is populated with 3 = Std Mail, 4 = Pkg Services, or 5 = Per Pending and the .seg Class Defining Preparation field is populated with 6 = Std/Bound Printed Matter/Periodicals Co-Mailings . The value provided was {1}.  | Populate the .mpa Permit Number field when the .mpu Mail Piece Unit - Class field is populated with 3, 4, or 5 and the .seg Class Defining Preparation field is populated with 6.  | Multiple Files |

| Error Code | Mail.dat Client Error Message  | Action  | Error Location |
|------------|--|---|----------------|
| 4137       | The value provided for the .mpa Postage Payment Option field was {1}; it must contain C = CPP, V = PVDS, T = CAPS, or D = Debit when the .mpu Mail Piece Unit – Class field is populated with 2 = Periodicals and the .seg Class Defining Preparation field is populated with 6 = Std/Bound Printed Matter/Periodicals Co-Mailings.  | Populate the .mpa Postage Payment Option field with V, C, T, or D when the .mpu Mail Piece Unit – Class field is populated with 2 and the .seg Class Defining Preparation field is populated with 6.  | Multiple Files |
| 4138       | The value provided for the .mpa Postage Payment Option field was {1}; it must contain V = PVDS, T = CAPS, or D = Debit for when the .mpu Mail Piece Unit – Class field is populated with 3 = Std Mail and the .seg Class Defining Preparation field is populated with 6 = Std/Bound Printed Matter/Periodicals Co-Mailings.  | Populate the .mpa Postage Payment Option field with V, T or D when the .mpu Mail Piece Unit – Class field is populated with 3 and the .seg Class Defining Preparation field is populated with 6.  | Multiple Files |
| 4139       | The value provided for the .mpa Postage Payment Option field was {1}; it must contain D = Debit or V = PVDS when the .mpu Mail Piece Unit – Class field is populated with 5 = Per Pending and the .seg Class Defining Preparation field is populated with 6 = Std/Bound Printed Matter/Periodicals Co-Mailings.  | Populate the .mpa Postage Payment Option field with D or V when the .mpu Mail Piece Unit – Class field is populated with 5 and the .seg Class Defining Preparation field is populated with 6.   | Multiple Files |
| 4140       | The value provided for the .mpa Postage Payment Method field was {1}; it must contain P = Permit T = Per Pend (using Permit) or G = Gov't – Fed (use Permit) when the .seg Class Defining Preparation field is populated with 6 = Std/Bound Printed Matter/Periodicals Co-Mailings.  | Populate the .mpa Postage Payment Method field with P,T, or G when the .seg Class Defining Preparation field is populated with 6.   | Multiple Files |
| 4141       | The .cpt Component – Periodical Ad Percentage field must be populated with a valid value or 0 for the host component when the .mpu Mail Piece Unit – Class field is populated with 2 = Periodicals or 5 = Per Pending and the .seg Class Defining Preparation field is populated with 6 = Std/Bound Printed Matter/Periodicals Co-Mailings. The value provided was {1}.                            | Populate the .cpt Component – Periodical Ad Percentage field with a valid value or 0 for the host component when the .mpu Mail Piece Unit – Class field is populated with 2 or 5 and the .seg Class Defining Preparation field is populated with 6. | Multiple Files |
| 4142       | The value provided for the .cpt Component - Class field was {1}; it must contain 1 = First Class, 2 = Periodicals, 3 = Std Mail, 4 = Pkg Services, or 5 = Per Pending when the .seg Class Defining Preparation field is populated with 6 = Std/Bound Printed Matter/Periodicals Co-Mailings.   | Populate the .cpt Component - Class field with 1, 2, 3, 4 or 5 when the .seg Class Defining Preparation field is populated with 6.  | Multiple Files |
| 4143       | The value provided for the .cpt Component – Rate Type field was {1}; it must contain R = Regular (US/MEX/CAN), N = Nonprofit, M = Repositionable Component, or Z – Included, part of host postage when the .mpu Mail Piece Unit – Class field is populated with 3 = Std Mail and the .seg Class Defining Preparation field is populated with 6 = Std/Bound Printed Matter/Periodicals Co-Mailings. | Populate the .cpt Component – Rate Type field with R, N, M, or Z when the .mpu Mail Piece Unit – Class field is populated with 3 and the .seg Class Defining Preparation field is populated with 6.   | Multiple Files |

| Error Code | Mail.dat Client Error Message  | Action   | Error Location |
|------------|--|--|----------------|
| 4144       | The value provided for the .cpt Component – Rate Type field was {1}; it must contain R = Regular (US/MEX/CAN), N = Nonprofit, S = Science of Agriculture, C = Classroom, W = Science of Agriculture Limited Circulation, Y = Regular Limited Circulation, H = Per Ride-Along, Z – Included, part of host postage or M = Repositionable Component when the .mpu Mail Piece Unit – Class field is populated with 2 = Periodicals and the .seg Class Defining Preparation field is populated with 6 = Std/Bound Printed Matter/Periodicals Co-Mailings.   | Populate the .cpt Component – Rate Type field with R, N, S, C, W, Y, H, Z or M when the .mpu Mail Piece Unit – Class field is populated with 2 and the .seg Class Defining Preparation field is populated with 6.  | Multiple Files |
| 4145       | The .cpt Periodical Ad% Treatment field must be populated for components that are part of a Periodicals mailpiece when the .seg Class Defining Preparation field is populated with 6 = Std/Bound Printed Matter/Periodicals Co-Mailings.   | Populate the .cpt Periodical Ad% Treatment field for components that are part of a Periodicals mailpiece when the .seg Class Defining Preparation field is populated with 6.   | Multiple Files |
| 4146       | The .cpt Periodical Issue Date field must be populated for the host component in the Periodicals mailpiece when the .seg Class Defining Preparation field is populated with 6 = Std/Bound Printed Matter/Periodicals Co-Mailings.  | Populate the .cpt Periodical Issue Date field for the host component in the Periodicals mailpiece when the .seg Class Defining Preparation field is populated with 6.  | Multiple Files |
| 4147       | The .csm Container Type field contains an invalid value; it must contain 'P' or 'V' for Periodicals mailpieces when the .seg Class Defining Preparation field is populated with '6'.   | Populate the .csm Container Type with 'P' or 'V'.  | Multiple Files |
| 4148       | The .csm Container Level field contains an invalid value; it must contain A, B, C, D, E, F, G, H, I, J, M, Q, R, S, T, U, V, W, X, Y, AB, AD, AE, AF, AG, AH for Periodicals mailpieces when the .seg Class Defining Preparation field is populated with 6.  | Populate the .csm Container Level field with A, B, C, D, E, F, G, H, I, J, M, Q, R, S, T, U, V, W, X, Y, AB, AD, AE, AF, AG, or AH.  | .csm           |
| 4150       | The value provided for The .csm Entry Point for Entry Discount – Facility Type field was {1}; it must contain K = Origin NDC, L = Origin ASF, Q = Origin AMF, I = INDC, A = ASF, B = DNDC, S = DSCF, M = Dest AMF, N = Not-determined, O = Origin or C = Origin SCF when the .csm Container Level field is populated with C = Mxd CR in 3-digit, R = 3-Digit (Auto, Presort), S = 3-Digit (Barcode), T = 3-Digit (Presort), U = 3-Digit (CR, Auto, Presort), V = 3-Digit scheme, X = SCF, or Y = Protected SCF and the .seg Class Defining Preparation field is populated with 6 = Std/Bound Printed Matter/Periodicals Co-Mailings. | Populate the .csm Entry Point for Entry Discount – Facility Type field with K, L, Q, I, A, B, S, M, N, O or C when the .csm Container Level field is populated with C, R, S, T, U, V, X, or Y and the .seg Class Defining Preparation field is populated with 6. | Multiple Files |

| Error Code | Mail.dat Client Error Message   | Action  | Error Location |
|------------|---|---|----------------|
| 4151       | The value provided for The .csm Entry Point for Entry Discount – Facility Type field was {1}; it must contain K = Origin NDC, L = Origin ASF, Q = Origin AMF, I = INDC, A = ASF, B = DNDC, S = DSCF, M = Dest AMF, N = Not-determined, C = Origin SCF, H = Trans Hub, or T = Orig(T-Hub Sq) when the .csm Container Level field is populated with A = CR-Direct, B = Mxd CR in 5-Digit, D = CR-5D Scheme, G = 5-Digit (Auto/Presort), H = 5-Digit (Merged), I = 5-Digit (Presort Only), J = 5-Digit (Barcode only), M = 5D Scheme (Presort), N = 5D Scheme (Auto Presort), P = 5D Scheme (Barcode), or Q = 5D Scheme (Merged) and the .seg Class Defining Preparation field is populated with 6 = Std/Bound Printed Matter/Periodicals Co-Mailings. | Populate the .csm Entry Point for Entry Discount – Facility Type field with K, L, Q, I, A, B, S, M, N, C, H, or T when the .csm Container Level field is populated with A, B, D, G, H, I, J, M, N, P, or Q and the .seg Class Defining Preparation field is populated with 6. | Multiple Files |
| 4152       | The value provided for The .csm Container Level field was {1}; it cannot contain Z = ADC, AA = AADC, AC = Mixed AADC, or AJ = Single Piece when the .seg Class Defining Preparation field is populated with 6 = Std/Bound Printed Matter/Periodicals Co-Mailings.   | Populate the .csm Container Level field with a value other than Z, AA, AC, or AJ when the .seg Class Defining Preparation field is populated with 6.  | Multiple Files |
| 4153       | The value provided for The .csm Entry Point for Entry Discount – Facility Type field in the .csm file was {1}; it must contain K=Origin NDC, L=Origin ASF, Q=Origin AMF, I=INDC, O=Origin, E=Origin DU, or C=Origin SCF when the .csm Container Type field is populated with P=Pallet, the .csm Container Level field is populated with AG = Mixed NDC, and the .seg Class Defining Preparation field is populated with 6=Std/Bound Printed Matter/Periodicals Co-Mailings.   | Populate the .csm Entry Point for Entry Discount – Facility Type field with 'K', 'L', 'Q', 'I', 'O', 'E', or 'C'.   | Multiple Files |
| 4155       | The value provided for The .csm Entry Point for Entry Discount – Facility Type field was {1}; it cannot contain R = DADC or J = Origin ADC when the .seg Class Defining Preparation field is populated with 6 = Std/Bound Printed Matter/Periodicals Co-Mailings.   | Populate the .csm Entry Point for Entry Discount – Facility Type with a valid value for Std/Bound Printed Matter/Periodicals Co-Mailings.   | Multiple Files |
| 4156       | The .cqt Zone field value provided was{1}; it must contain N = Not Zoned when the .cqt Periodicals: Not County/In County field is populated with I(In County) and the .seg Class Defining Preparation field is populated with 6(Std/Bound Printed Matter/Periodicals Co-Mailings).  | Populate the .cqt Zone field with N when the .cqt Periodicals: Not County/In County field is populated with I and the .seg Class Defining Preparation field is populated with 6.  | Multiple Files |



| Error Code | Mail.dat Client Error Message  | Action   | Error Location |
|------------|--|--|----------------|
| 4161       | The .cqt Rate Category field value provided was {1}; it must contain A = Saturation – ECR, B = High Density – ECR, D = Carrier Route, E = 5 Digit Barcode, G = 5 Digit, H = 3 Digit Barcode, K = 3 Digit, FB = Firm Bundle, L = Basic Barcode, L3 = ADC BC, L4 = MxADC BC, L5 = ADC, L6 = MxADC, FF = Reserved, or FN = Reserved when the .mpu Mail Piece Unit – Class field is populated with 2 (Periodicals) and the .seg Class Defining Preparation field is populated with 6 (Std/Bound Printed Matter/Periodicals Co-Mailings).   | Populate the .cqt Rate Category field with A, B, D, E, G, H, K, FB, L, L3, L4, L5, L6, FF, FN when the .mpu Mail Piece Unit – Class field is populated with 2 and the .seg Class Defining Preparation field is populated with 6.                     | Multiple Files |
| 4162       | The .cqt Rate Category field value provided was {1}; it must contain A = Saturation – ECR, B = High Density – ECR, C = High Density Plus – ECR, C1 = Nonautomation High Density Plus – ECR, D = Carrier Route, D2 = Carrier Route (Bundles on Pallet), E = 5 Digit Barcode, G = 5 Digit, H = 3 Digit Barcode, K = 3 Digit, L3 = ADC BC, L4 = MxADC BC, L5 = ADC, L6 = MxADC, FI = Reserved, FF = Reserved, FG = Reserved, FJ = Reserved, FN = Reserved, or FH = Reserved when the .mpu Mail Piece Unit – Class field is populated with 3 (Std Mail) and the .seg Class Defining Preparation field is populated with 6(Std/Bound Printed Matter/Periodicals Co-Mailings). The value provided was {1}. | Populate the .cqt Rate Category field with A, B, C, C1, D, D2, E, G, H, K, L3, L4, L5, L6, FI, FF, FG, FJ, FN, FH when the .mpu Mail Piece Unit – Class field is populated with 3 and the .seg Class Defining Preparation field is populated with 6. | Multiple Files |
| 4163       | The .cqt Barcode Discount or Surcharge Indicator field value provided was {1}; it must contain B = Pays base rate (no surcharge or discount), D = Barcode discount (deducted from the base rate), or O (Other) when the .seg Class Defining Preparation field is populated with 6 (Std/Bound Printed Matter/Periodicals Co-Mailings).  | Populate the .cqt Barcode Discount or Surcharge Indicator field with B, D, or O when the .seg Class Defining Preparation field is populated with 6.  | Multiple Files |
| 4164       | The .cqt Periodicals: Sub/Non-Sub/Requester Indicator field value provided was {1}; it must contain S = Sub, N = None, or R = Requester when the .mpu Mail Piece Unit – Class field is populated with 2 (Std Mail) or 5 (Per Pending) and the .seg Class Defining Preparation field is populated with 6 (Std/Bound Printed Matter/Periodicals Co-Mailings).  | Populate the .cqt Periodicals: Sub/Non-Sub/Requester Indicator field with S, N, or R when the .mpu Mail Piece Unit – Class field is populated with 2 or 5 and the .seg Class Defining Preparation field is populated with 6.                         | Multiple Files |
| 4165       | The .cqt Periodicals: Sub/Non-Sub/Requester Indicator field value provided was {1}; it must contain O = Other when the .mpu Mail Piece Unit - Class field is populated with 3 (Std Mail) or 4 (Pkg Services) and the .seg Class Defining Preparation field is populated with 6 (Std/Bound Printed Matter/Periodicals Co-Mailings).   | Populate the .cqt Periodicals: Sub/Non-Sub/Requester Indicator field with O when the .mpu Mail Piece Unit - Class field is populated with 3 or 4 and the .seg Class Defining Preparation field is populated with 6.                                  | Multiple Files |

| <b>Error Code</b> | <b>Mail.dat Client Error Message</b>  | <b>Action</b>  | <b>Error Location</b> |
|-------------------|---|--|-----------------------|
| 4166              | The .cqt Periodicals: Not County/In-County field value provided was {1}; it must contain I = In-County or N = Not In-County when the .mpu Mail Piece Unit – Class field is populated with 2 (Periodicals) or 5 (Per Pending) and the .seg Class Defining Preparation field is populated with 6 (Std/Bound Printed Matter/Periodicals Co-Mailings).  | Populate the .cqt Periodicals: Not County/In-County field with I or N when the .mpu Mail Piece Unit – Class field is populated with 2 or 5 and the .seg Class Defining Preparation field is populated with 6.  | Multiple Files        |
| 4167              | The .cqt Periodicals: Not County/In-County field value provided was {1}; it must contain O = Other when the .mpu Mail Piece Unit - Class field is populated with 3 (Std Mail) or 4 (Pkg Services) and the .seg Class Defining Preparation field is populated with 6 (Std/Bound Printed Matter/Periodicals Co-Mailings).   | Populate the .cqt Periodicals: Not County/In-County field with O when the .mpu Mail Piece Unit - Class field is populated with 3 or 4 and the .seg Class Defining Preparation field is populated with 6.   | Multiple Files        |
| 4168              | The .pqt Package Level field value provided was {1}; it must contain A = Firm, B = Carrier Route, C = 5 Digit, D = Unique 3- F = 3 Digit, H = ADC, K = Origin MxADC, L = MxADC, T = 3-D Scheme, U = 5-D Scheme + L007, V = NDC, or X = FSS Sort plan when the .mpu Mail Piece Unit – Class field is populated with 2(Std Mail) and the .seg Class Defining Preparation field is populated with 6(Std/Bound Printed Matter/Periodicals Co-Mailings). | Populate the .pqt Package Level field with A, B, C, D, F, H, K, L, T, U, V, or X when the .mpu Mail Piece Unit – Class field is populated with 2 and the .seg Class Defining Preparation field is populated with 6.  | Multiple Files        |
| 4169              | A bundle must only contain mail pieces with the .mpu Mail Piece Unit – Class field populated with 2 = Periodicals or 5 = Per Pending and the .mpu Mail Piece Unit – Processing Category field is populated with FL = Flats when the .pqt Package Level field is populated with A = Firm and the .seg Class Defining Preparation field is populated with 6 = Std/Bound Printed Matter/Periodicals Co-Mailings. The value provided was {1}.           | Verify that the .mpu Mail Piece Unit – Class field is populated with 2 and the .mpu Mail Piece Unit – Processing Category field is populated with FL = Flats when the .pqt Package Level field is populated A and the .seg Class Defining Preparation field is populated with 6. | Multiple Files        |
| 4170              | The .seg Class Defining Preparation field value provided was {1}; it must contain 6 in all .seg records when multiple .seg records are submitted within the same job. 6 = Std/Bound Printed Matter/Periodicals Co-Mailings.   | Populate the .seg Class Defining Preparation field with 6 for all records.   | Multiple Files        |
| 4171              | Required Field Missing: Job ID is a required field in the .pbc file.  | Populate the .pbc Job ID field.  | .pbc                  |
| 4172              | Required Field Missing: PBC Unique ID is a required field in the .pbc file.   | Populate the .pbc PBC Unique ID field.   | .pbc                  |
| 4173              | Required Field Missing: CQT DB ID is a required field in the .pbc file.   | Populate the .pbc CQT Database ID field.   | .pbc                  |
| 4174              | Required Field Missing: Package ID is a required field in the .pbc file.  | Populate the .pbc Job ID field.  | .pbc                  |
| 4175              | Required Field Missing: PBC Record Status is a required field in the .pbc file.   | Populate the .pbc PBC Record Status field.   | .pbc                  |
| 4176              | Alphanumeric Data Type Error: The .pbc PBC Record Status field must be populated with an alphanumeric value.  | Populate the .pbc PBC Record Status field with an alphanumeric value.  | .pbc                  |



| <b>Error Code</b> | <b>Mail.dat Client Error Message</b>   | <b>Action</b>  | <b>Error Location</b> |
|-------------------|--|--|-----------------------|
| 4177              | Required Field Missing: PBC Closing Character is a required field in the .pbc file.  | Populate the .pbc Closing Character field.   | .pbc                  |
| 4178              | The value provided for The .csm Container Type field was {1}; it must contain P = Pallet or V = Sack (virtual) when the .mpu Mail Piece Unit – Class field is populated with 2 = Periodicals and the .seg Class Defining Preparation field is populated with 6 = Std/Bound Printed Matter/Periodicals Co-Mailings. | Populate the .pbc Wasted or Shortage Piece Indicator field with an alphanumeric value.   | .pbc                  |
| 4180              | The .seg Container and Bundle Charge Method field value provided was {1}; it cannot be populated with 2 – Charge all to one of the publications.   | Populate the .seg Container and Bundle Charge Method field with a value other than 2.  | Multiple Files        |
| 4181              | The .cpt Component – Class field must be populated with 1 = First Class when the .mpu Mail Piece Unit – Class field is populated with 1 = First Class. The value provided was {1}.   | Populate the .cpt Component – Class field with 1 when the .mpu Mail Piece Unit – Class field is populated with 1.                | Multiple Files        |
| 4182              | The .cpt Component – Class field must be populated with 1 = First Class, 2 = Periodicals, or 3 = Std Mail when the .mpu Mail Piece Unit – Class is populated with 2 = Periodicals. The value provided was {1}.   | Populate the .cpt Component – Class field with 1, 2, or 3 when the .mpu Mail Piece Unit – Class field is populated with 2.       | Multiple Files        |
| 4183              | The .cpt Component – Class field must be populated with 1 = First Class, 3 = Std Mail, or 5 = Per Pending when the .mpu Mail Piece Unit – Class field is populated with 5 = Per Pending. The value provided was {1}.   | Populate the .cpt Component – Class field with 1, 3, or 5 when the .mpu Mail Piece Unit – Class field is populated with 5.       | Multiple Files        |
| 4184              | The .cpt Component – Class field must be populated with 1 = First Class or 3 = Std Mail when the .mpu Mail Piece Unit – Class is populated with 3 = Std Mail. The value provided was {1}.  | Populate the .cpt Component – Class field with 1 or 3 when the .mpu Mail Piece Unit – Class field is populated with 3.           | Multiple Files        |
| 4185              | The .cpt Component – Class field must be populated with 1 = First Class or 4 = Pkg Services when the .mpu Mail Piece Unit – Class field is populated with 4 = Pkg Services. The value provided was {1}.  | Populate the .cpt Component – Class field with 1 or 4 when the .mpu Mail Piece Unit – Class field is populated with 4.           | Multiple Files        |
| 4186              | Record status for the .pbc file does not match the Header File Status.   | Populate the .pbc Record Status with a value that matches the .hdr Piece Barcode File Status.                                    | .pbc                  |
| 4187              | For .hdr File Processing, the .hdr Piece Barcode Record Count must match the record count of the Piece Barcode file.   | Populate the .pbc PBC Record Status field with the same value that is populated in the .hdr Piece Barcode File Status field.     | .pbc                  |
| 4188              | A .par file may not be submitted when the Spoilage Indicator in the pbc file is set to W or S.   | Do not attempt to submit a .par file when the .pbc Wasted or Shortage Piece Indicator field is populated with W or S.            | Multiple Files        |
| 4189              | The .mpu Mail Piece Unit – Class field contains an invalid value; it must contain 2 = Periodicals 3 = Std Mail 4 = Pkg Services or 5 = Per Pending when the .csm Container Level field is populated with E = FSS Sort Plan or F = FSS Facility.  | Populate the .mpu Mail Piece Unit – Class field with 2, 3, 4, or 5 when the .csm Container Level field is populated with E or F. | Multiple Files        |

| Error Code | Mail.dat Client Error Message   | Action  | Error Location |
|------------|---|---|----------------|
| 4191       | The .cqt Rate Category field value provided was {1}; it cannot contain A = Saturation – ECR when .csm Container Level is populated with E (FSS Sort Plan) or F(FSS Facility).   | Do not populate the .cqt Rate Category field with A when the .csm Container Level field is populated with E or F.   | Multiple Files |
| 4192       | The .mpu Flat Machinability field value provided was {1}; it must contain Y = Machinable on ASFM 100 or U = Machinable on USFM 1000 when the .mpu Mail Piece Unit – Processing Category field is populated with FL = Flats and the .mpu Mail Piece Unit – Processing Category field is populated with 3 or 4 for FSS Preparation.   | Populate the .mpu Flat Machinability field with Y or U when the .mpu Mail Piece Unit – Processing Category field is populated with FL = Flats and the .mpu Mail Piece Unit – Processing Category field is populated with 3 or 4 for FSS Preparation.                      | Multiple Files |
| 4193       | The value provided for The .csm Entry Point for Entry Discount – Facility Type field was {1}; it must contain B=DNDC, S=DSCF, A=ASF, D=DDU, R=DADC, O=Origin, E=Origin DU, J=Origin ADC, K=Origin NDC, L=Origin ASF, C=Origin ASF, Q=Origin AMF, H = Trans Hub, T = Orig(T-Hub Sq), W = FSS, or Y = Origin FSS when the .mpu Mail Piece Unit – Class field is populated with 2=Periodicals for FSS Preparation.   | Populate the .csm Entry Point for Entry Discount – Facility Type field with B, S, A, D, R, O, E, J, K, L, C, Q, H, T, W, or Y when the .mpu Mail Piece Unit – Class field is populated with 2 for FSS Preparation.  | Multiple Files |
| 4194       | The value provided for The .csm Entry Point for Entry Discount – Facility Type field was {1}; it must contain B = DNDC, S = DSCF, A = ASF, D = DDU, O = Origin, E = Origin DU, K = Origin NDC, L = Origin ASF, Q = Origin AMF, C = Origin SCF, N = Not-determined, or W = FSS when the .mpu Mail Piece Unit – Class field is populated with 3 = Std Mail for FSS Preparation.   | Populate the .csm Entry Point for Entry Discount – Facility Type field with B, S, A, D, O, E, K, L, Q, C, N, or W when the .mpu Mail Piece Unit – Class field is populated with 3 for FSS Preparation.  | Multiple Files |
| 4195       | The value provided for The .csm Entry Point for Entry Discount – Facility Type field was {1}; it must contain B = DNDC, S = SCF, A = ASF, D = DDU, O = Origin, E = Origin DU, J = Origin ADC, K = Origin NDC, L = Origin ASF, Q = Origin AMF, C = Origin SCF, or W = FSS when the .mpu Mail Piece Unit – Class field is populated with 4 and the .mpu Mail Piece Unit – Rate Type field is populated with B = BPM for FSS Preparation.  | Populate the .csm Entry Point for Entry Discount – Facility Type field with B, S, A, D, O, E, J, K, L, Q, C, or W when the .mpu Mail Piece Unit – Class field is populated with 4 and the .mpu Mail Piece Unit – Rate Type field is populated with B for FSS Preparation. | Multiple Files |
| 4197       | The .csm Container Level field contains was {1}; it must contain E = FSS Sort Plan, F = FSS Facility, G = 5-digit (Auto/Presort), H = 5-digit (Merged), I = 5-digit (Presort only), J = 5-digit (Barcode only), M = 5D scheme (Presort), N = 5D scheme (Auto, Presort), P = 5D scheme (Barcode), Q = 5D scheme (Merged), R = 3-digit (Auto, Presort), S = 3-digit (Barcode), T = 3-digit (Presort), U = 3-digit (CR, Auto, Presort), V = 3-digit scheme, X = SCF, Y = Protected SCF, Z = ADC, AB = Mxd ADC, AD = ASF, AE = NDC, AF = Protected NDC, AG = Mxd NDC, AH = Origin MxADC, or AI = Protected ADC when the .pqt Package Level field is populated with X = FSS Sort Plan. | Populate the .csm Container Level field with E, F, G, H, I, J, M, N, P, Q, R, S, T, U, V, X, Y, Z, AB, AD, AE, AF, AG, AH, or AI when the .pqt Package Level field is populated with X.   | Multiple Files |

| Error Code | Mail.dat Client Error Message  | Action  | Error Location |
|------------|--|---|----------------|
| 4198       | The .mpu Mail Piece Unit – Weight must be greater than or equal to 3.5oz and less than 16oz when the .mpu Mail Piece Unit – Class field is populated with 1= First Class, the .mpu Rate Schedule field is populated with P = Commercial Plus, and the .mpu Mail Piece Unit – Processing Category field is populated with IR = Irregular Parcel or MP = Machinable Parcels. The value provided was {1}.                             | Populate the .mpu Mail Piece Unit – Weight with a value that is greater than or equal to 3.5oz and less than 16oz when the .mpu Mail Piece Unit – Class field is populated with 1, the .mpu Rate Schedule field is populated with P, and the .mpu Mail Piece Unit – Processing Category field is populated with IR = Irregular Parcel or MP = Machinable Parcels. | Multiple Files |
| 4199       | The .mpu MPU Surcharge must be set to N to indicate machinable when the .mpu Mail Piece Unit – Class field is populated with 1= First Class, the .mpu Rate Schedule field is populated with P = Commercial Plus, and the .mpu Mail Piece Unit – Processing Category field is populated with IR = Irregular Parcel or MP = Machinable Parcels (Under 1lb). The value provided was {1}.  | Populate the .mpu MPU Surcharge field with N when the .mpu Mail Piece Unit – Class field is populated with 1, the .mpu Rate Schedule field is populated with P, and the .mpu Mail Piece Unit – Processing Category field is populated with IR = Irregular Parcel or MP = Machinable Parcels.  | Multiple Files |
| 4200       | The .mpa Postage Payment Method must be populated with P = Permit or G = Gov't – Fed (use Permit) when the .mpu Mail Piece Unit – Class field is populated with 1 = First Class, the .mpu Rate Schedule field is populated with P = Commercial Plus, and the .mpu Mail Piece Unit – Processing Category field is populated with IR = Irregular Parcel or MP = Machinable Parcels (Under 1lb).                                      | Populate the .mpa Postage Payment Method field with P or G when the .mpu Mail Piece Unit – Class field is populated with 1, the .mpu Rate Schedule field is populated with P, and the .mpu Mail Piece Unit – Processing Category field is populated with IR = Irregular Parcel or MP = Machinable Parcels (Under 1lb).  | Multiple Files |
| 4201       | The .cpt Component – Weight field must be populated with a value that is less than or equal to 1.25lbs when the .mpu Mail Piece Unit – Class field is populated with 2 = Periodicals or 5 = Per Pending, the .mpu Mail Piece Unit – Processing Category field is populated with FL = Flats, and the .mpu Flat Machinability field is populated with U = Machinable on USFM 1000.   | Populate the .cpt Component – Weight field with a value that is less than or equal to 1.25lbs when the .mpu Mail Piece Unit – Class field is populated with 2 or 5, the .mpu Mail Piece Unit – Processing Category field is populated with FL = Flats, and the .mpu Flat Machinability field is populated with U.   | Multiple Files |
| 4202       | The .mpu Mail Piece Unit – Weight field must be populated with a value that is less than or equal to 15lbs when the .mpu Mail Piece Unit – Class field is populated with 4 = Pkg Services and the .mpu Mail Piece Unit – Rate Type field is populated with B = Bound Printed Matter and does not contain a barcode. The value provided was {1}.  | Populate the .mpu Mail Piece Unit – Weight field with a value that is less than or equal to 15lbs when the .mpu Mail Piece Unit – Class field is populated with 4 and the .mpu Mail Piece Unit – Rate Type field is populated with B and does not contain a barcode.  | Multiple Files |
| 4203       | The .mpu Mail Piece Unit – Weight field must be populated with a value that is less than or equal to 70lbs when the .mpu Mail Piece Unit – Class field is populated with 4 = Pkg Services and the .mpu Mail Piece Unit – Rate Type field is populated with F = Media or L = Library, the .mpu Mail Piece Unit – Processing Category field is populated with FL = Flats and does not contain a barcode. The value provided was {1}. | Populate the .mpu Mail Piece Unit – Weight field with a value that is less than or equal to 70lbs when the .mpu Mail Piece Unit – Class field is populated with 4 and the .mpu Mail Piece Unit – Rate Type field is populated with F or L, the .mpu Mail Piece Unit – Processing Category field is populated with FL = Flats and does not contain a barcode.      | Multiple Files |

| <b>Error Code</b> | <b>Mail.dat Client Error Message</b>   | <b>Action</b>  | <b>Error Location</b> |
|-------------------|--|--|-----------------------|
| 4204              | The value provided for The .csm Container Type field was {1}; it must contain V = Sack (Virtual) when the .csm Included In Other Documentation field is populated with O = Origin or I = Internal co-palletization indicator from the Origin Job – Original Container, and the .seg Class Defining Preparation field is populated with 6=Std/Bound Printed Matter/Periodicals Co-Mailings. | Populate the .csm Container Type field with V when the .csm Included In Other Documentation field is populated with O or I and the .seg Class Defining Preparation field is populated with 6.                        | .csm, .seg            |
| 4205              | The .csm Parent Container Reference ID must be blank when the .csm Included In Other Documentation field is populated with O = Origin and the .seg Class Defining Preparation field is populated with 6=Std/Bound Printed Matter/Periodicals Co-Mailings.  | Verify that the .csm Parent Container Reference ID field is not populated when the .csm Included In Other Documentation field is populated with O and the .seg Class Defining Preparation field is populated with 6. | .csm, .seg            |
| 4206              | Required File Missing: The .hdr, .seg, .mpu, .mcr, .mpa, .cpt, .csm, .cqt, .pqt, and .oci files must be included in the consolidated job for a bundle based co-palletization mailing.  | Include the .hdr, .seg, .mpu, .mcr, .mpa, .cpt, .csm, .cqt, .pqt, and .oci files in the consolidated job for a bundle based co-palletization mailing.  | Multiple Files        |
| 4207              | The .hdr Mail.dat Presentation Category field value provided was {1}; it must contain P= Conventional Presort; when the .seg Class Defining Preparation field is populated with 6 = Std/Bound Printed Matter/Periodicals Co-Mailings.  | Populate the .hdr Presentation Category field with P when the .seg Class Defining Preparation field is populated with 6.   | Multiple Files        |
| 4208              | The .seg Class Defining Preparation field value provided was {1}; it must contain 6 when the .mpu Mail Piece Unit - Class field is populated with 2 = Periodicals, 3 = Std Mail and 4 = Pkg Services.  | Populate the .seg Class Defining Preparation field with 6 when the .mpu Mail Piece Unit - Class field is populated with 2 = Periodicals, 3 = Std Mail and 4 = Pkg Services.  | Multiple Files        |
| 4209              | The .seg Principal Processing Category field value provided was {1}; it must contain FL = Flats when the .seg Class Defining Preparation field is populated with 6 = Std/Bound Printed Matter/Periodicals Co-Mailings.   | Populate the .seg Principal Processing Category field with FL = Flats when the .seg Class Defining Preparation field is populated with 6.  | Multiple Files        |
| 4211              | The .seg Log/Phy PACKAGE Indicator field value provided was {1}; it must contain P = Physical Container when the .seg Class Defining Preparation field is populated with 6 = Std/Bound Printed Matter/Periodicals Co-Mailings.   | Populate the .seg Log/Phy PACKAGE Indicator field with P when the .seg Class Defining Preparation field is populated with 6.   | Multiple Files        |
| 4212              | The .seg Full-Service Participation Indicator field value provided was {1}; it must contain F when the .seg Class Defining Preparation field is populated with 6. F = Full Service Option 6 = Std/Bound Printed Matter/Periodicals Co-Mailings.  | Populate the .seg Full-Service Participation Indicator field with F when the .seg Class Defining Preparation field is populated with 6.  | .seg                  |
| 4214              | The .mpu Mail Piece Unit - Class field value provided was {1}; it must contain 2 = Periodicals, 3 = Std Mail, 4 = Pkg Services, or 5 = Per Pending when the .seg Class Defining Preparation field is populated with 6 = Std/Bound Printed Matter/Periodicals Co-Mailings.  | Populate the .mpu Mail Piece Unit - Class field with 2, 3, 4, or 5 when the .seg Class Defining Preparation field is populated with 6.   | Multiple Files        |

| Error Code | Mail.dat Client Error Message  | Action   | Error Location |
|------------|--|--|----------------|
| 4215       | The .mpu Mail Piece Unit – Rate Type field value provided was {1}; it must contain R = Regular (US/MEX/CAN) N = Nonprofit S = Science of Agriculture C = Classroom W = Science of Agriculture Limited Circulation or Y = Regular Limited Circulation when the .mpu Mail Piece Unit – Class field is populated with 2 = Periodicals and the .seg Class Defining Preparation field is populated with 6 = Std/Bound Printed Matter/Periodicals Co-Mailings. | Populate the .mpu Mail Piece Unit – Rate Type field with R, N, S, C, W or Y for when the .mpu Mail Piece Unit – Class field is populated with 2 and the .seg Class Defining Preparation field is populated with 6. | Multiple Files |
| 4216       | The .mpu Mail Piece Unit – Rate Type field value provided was {1}; it must contain R = Regular (US/MEX/CAN) or N = Nonprofit when the .mpu Mail Piece Unit – Class field is populated with 3 = Std Mail and the .seg Class Defining Preparation field is populated with 6=Std/Bound Printed Matter/Periodicals Co-Mailings.  | Populate the .mpu Mail Piece Unit – Rate Type field with R or N when the .mpu Mail Piece Unit – Class field is populated with 3 and the .seg Class Defining Preparation field is populated with 6.                 | Multiple Files |
| 4217       | The value provided for the .csm Entry Point for Entry Discount – Facility Type field was {1}; it must contain B = DNDC, A = ASF, S = DSCF, D = DDU, R = DADC, O = Origin, N = Not-determined, C = Origin SCF, E = Origin DU, J = Origin ADC, K = Origin NDC, L = Origin ASF, M = Dest AMF, Q = Origin AMF, H = Trans Hub, T = Origin(T-Hub Sq), W = FSS, or Y = FSS Origin.  | Populate the .csm Entry Point for Entry Discount – Facility Type field with B, A, S, D, R, O, N, C, E, J, K, L, M, Q, H, T, W, or Y.   | .csm           |
| 4218       | Required Field Missing: Piece Barcode Record Count is a required field in the .hdr file.   | Populate the .hdr Piece Barcode Record Count field.  | .pbc           |
| 4219       | Numeric Data Type Error: Piece Barcode Record Count must be a numeric value in the .hdr file.  | Populate the .hdr Piece Barcode Record field with a numeric value.   | .pbc           |
| 4220       | Required Field Missing: Piece Barcode File Status is a required field in the .hdr file.  | Populate the .hdr Piece Barcode File Status field.   | .pbc           |
| 4221       | The .hdr Piece Barcode File Status field value provided was {1}; it must contain O = Original, N = None Transmitted, D = Delete Entire File, C = Change Individual Records, or U = Update Individual Records.  | Populate the .hdr Piece Barcode File Status field with O = Original, N = None Transmitted, D = Delete, C = Change, U = Update.   | .pbc           |
| 4226       | Blank line on line {0} of the .pbc file.   |  | .pbc           |
| 4227       | Wasted or Shorted piece data may not be included in the .pbc file when the .csm Container Type field is populated with V= Sack (Virtual)and the .csm Included In Other Documentation field is populated with O= Original Container or I = Internal co-palletization indicator from the Origin Job – Original Container.  | Do not included wasted or shorted piece information in the .pbc file when the .csm Container Type field is populated with V and the .csm Included In Other Documentation field is populated with O or I.           | .pbc           |



| Error Code | Mail.dat Client Error Message   | Action  | Error Location |
|------------|---|---|----------------|
| 4228       | The .pqt Package Level field value provided was {1}; it must contain A = Firm, B = Carrier Route, C = 5 Digit, D = Unique 3-Digit, F = 3 Digit, H = ADC, I = AADC, K = Origin MxADC, L = MxADC, M = MxAADC, O = Working, R = Parcel, S = Multi-pc Parcel, T = 3-D Scheme, U = 5-D Scheme + L007, V = NDC, or X = FSS Sort plan when the .csm Container Level field is populated with E = FSS Sort Plan or F = FSS Facility and the .mpu Mail Piece Unit – Class field is populated with 3 (Std Mail) or 4 (Pkg Services). | Populate the .pqt Package Level field with A, B, C, D, F, H, I, K, L, M, O, R, S, T, U, V, or X when the .csm Container Level field is populated with E or F and the .mpu Mail Piece Unit – Class field is populated with 3 or 4. | Multiple Files |
| 4229       | The .pqt Package Level field value provided was {1}; it must contain A = Firm, B = Carrier Route, C = 5 Digit, D = Unique 3-Digit F = 3 Digit, H = ADC, I = AADC, K = Origin MxADC, L = MxADC, M = MxAADC, T = 3-D Scheme, U = 5-D Scheme + L007, V = NDC, or X = FSS Sort plan when the .csm Container Level field is populated with E = FSS Sort Plan or F = FSS Facility and the .mpu Mail Piece Unit – Class field is populated with 2(Periodicals) or 5( Per Pending).   | Populate the .pqt Package Level field with A, B, C, D, F, H, I, K, L, M, T, U, V, or X when the .csm Container Level field is populated with E or F and the .mpu Mail Piece Unit – Class field is populated with 2 or 5.          | Multiple Files |
| 4230       | The .mpu Mail Piece Unit – Class field value provided was {1}; it must contain 1 = First Class 2 = Periodicals or 3 = Std Mail when the .cpt Postal Price Incentive Type field is populated with MB = Mobile Barcode.   | Populate the .mpu Mail Piece Unit – Class field with 1, 2, or 3 when the .cpt Postal Price Incentive Type field is populated with MB.   | Multiple Files |
| 4235       | Alphanumeric Data Type Error: CSA Agreement ID must be an alphanumeric value in the .csm file.  | Populate the .csm CSA Agreement ID field with an alphanumeric value.  | .csm           |
| 4236       | The .csm Postage Statement Mailing Date field values cannot span the proposed price change date; within a job these dates must either be all before or all after {1}.   | Populate the .csm Postage Statement Mailing Date field with a value that does not span the price change date.   | .csm           |
| 4240       | The value provided for The .csm Entry Point for Entry Discount – Facility Type was {1}; it cannot contain B = DNDC, R = DADC, S = DSCF or D = DDU when the .seg Class Defining Preparation field is populated with 1= First-Class.  | Populate the .csm Entry Point for Entry Discount – Facility Type field with a value other than B, R, S, or D when the .seg Class Defining Preparation field is populated with 1.  | .csm           |
| 4254       | The .csm Accept Misshipped field contains an invalid value, it must contain Y = Yes when populated. The value provided was {1}.   | Populate the .csm Accept Misshipped field with Y when populated.  | .csm           |
| 4256       | The .seg Class Defining Preparation must be populated with 1 = First Class when the .csm Container Level field is populated with AK = MXDS – Mixed Surface CSA FCM Only, AL = MXDA – Mixed Air CSA FCM Only, AM = Working CSA FCM Only, AN = Single Piece CSA FCM Only, AO= Surface CSA FCM Only, AP = Air CSA FCM Only, or AQ = Local CSA FCM Only. The value provided was {1}.  | Populate the .seg Class Defining Preparation field with 1 when the .csm Container Level field is populated with AK, AL, AM, AN, AO, AP, or AQ.  | .seg           |



| Error Code | Mail.dat Client Error Message   | Action   | Error Location |
|------------|---|--|----------------|
| 4263       | For eInduction processing, the .csm Label: IM/TM/ Container Or IM/TM/ Tray Barcode field must be populated when the .csm Container Type field is populated with P = Pallet, H = EIRS 61 – Hamper, Large Canvas, A = EIRS 61P – Hamper, Large Plastic, G = EIRS 66 – General Purpose Mail Container w/Gate, D = EIRS 68 – Eastern Region Mail Container w/Web Door, R = EIRS 84 – Wire Container Rigid, C = EIRS 84C – Collapsible Wire Container, Z = User Pallet or AB = Air Box. The value provided was {1}.  | Populate the .csm Label: IM/TM/ Container Or IM/TM/ Tray Barcode field when the .csm Container Type field is populated with P, H, A, G, D, R, C, Z, or AB.   | .csm           |
| 4264       | For eInduction processing, the .csm Entry Point – Actual / Delivery – Locale Key field must be populated when the .csm Container Type field is populated with P = Pallet, H = EIRS 61 – Hamper, Large Canvas, A = EIRS 61P – Hamper, Large Plastic, G = EIRS 66 – General Purpose Mail Container w/Gate, D = EIRS 68 – Eastern Region Mail Container w/Web Door, R = EIRS 84 – Wire Container Rigid, C = EIRS 84C – Collapsible Wire Container, Z = User Pallet, AB = Air Box, M = Logical Pallet (MLOCR), T = 2' Tray, O = 1' Tray, E = EMM Tray, F = Flat Tub, S = Sack (general), 1 = #1 Sack, 2 = #2 Sack, 3 = #3 Sack, or L =Logical Tray (MLOCR) and the .csm Sibling Container Indicator field is not populated. | Populate the .csm Entry Point – Actual / Delivery – Locale Key field when the .csm Container Type field is populated with P, H, A, G, D, R, C, Z, AB, M, T, O, E, F, S, 1, 2, 3, or L and the .csm Sibling Container Indicator field is not populated. | .csm           |
| 4265       | For eInduction processing, the .csm Label: IM/TM/ Container Or IM/TM/ Tray Barcode field must contain exactly 21 characters when the .csm Container Type field is populated with P = Pallet, H = EIRS 61 – Hamper, Large Canvas, A = EIRS 61P – Hamper, Large Plastic, G = EIRS 66 – General Purpose Mail Container w/Gate, D = EIRS 68 – Eastern Region Mail Container w/Web Door, R = EIRS 84 – Wire Container Rigid, Z = User Pallet or AB = Air Box. The value provided was {1}.  | Populate the .csm Label: IM/TM/ Container Or IM/TM/ Tray Barcode field with exactly 21 characters when the .csm Container Type field is populated with P, H, A, G, D, R, C, Z, or AB.  | .csm           |
| 4266       | For eInduction processing, the .csm Label: IM/TM/ Container Or IM/TM/ Tray Barcode field must begin with '99M' when the .csm Container Type field is populated with P = Pallet, H = EIRS 61 – Hamper, Large Canvas, A = EIRS 61P – Hamper, Large Plastic, G = EIRS 66 – General Purpose Mail Container w/Gate, D = EIRS 68 – Eastern Region Mail Container w/Web Door, R = EIRS 84 – Wire Container Rigid, Z = User Pallet or AB = Air Box. The value provided was {1}.   | Populate the .csm Label: IM/TM/ Container Or IM/TM/ Tray Barcode field with a value that begins with '99M' when the .csm Container Type field is populated with P, H, A, G, D, R, C, Z, or AB.   | .csm           |
| 4270       | The value provided for The .csm eInduction Indicator field was {1}, it must contain Y = Yes when populated.   | Populate the .csm eInduction Indicator field with Y when populated.  | .csm           |

| Error Code | Mail.dat Client Error Message   | Action   | Error Location |
|------------|---|--|----------------|
| 4271       | The .par MPA – Unique Sequence/Grouping ID field must match the corresponding .mpa MPA – Unique Sequence/Grouping ID field.   | Populate the .par MPA – Unique Sequence / Grouping ID field with the same value that is populated in the .mpa MPA – Unique Sequence / Grouping ID field.   | .par           |
| 4273       | The .mpa USPS Publication Number field cannot have leading zeroes.  | Populate the .mpa USPS Publication Number field with a value that does not contain leading zeroes.   | .mpa           |
| 4274       | The .mpa Permit Number field cannot have leading zeroes.  | Populate the .mpa Permit Number field with a value that does not contain leading zeroes.   | .mpa           |
| 4275       | The .mpa Mail Owner's Lcl Permit Ref Num / Int'l Bill Num field cannot have leading zeroes.   | Populate the .mpa Mail Owner's Lcl Permit Ref Num / Int'l Bill Num field with a value that does not contain leading zeroes.  | .mpa           |
| 4276       | When updating the .csm Container Status of a parent container to R = Ready to pay, the .csm Container Status field of all child containers must also be updated to R = Ready to pay. The value provided was {1}.  | Populate the .csm Container Status field with R for all child containers when the parent container .csm Container Status field is populated with R.  | .csm           |
| 4277       | The .cqt Simplified Address Indicator field value provided was {1}, it must contain M = EDDM Mixed (Residential and Business), R = EDDM Residential-only, Y = Yes Simplified Address, or B = EDDM Business-only when populated and the .mpu Mail Piece Unit – Class field is populated with 3 = Std Mail.   | Populate the .cqt Simplified Address Indicator field with M, R, Y or B when populated and the .mpu Mail Piece Unit – Class field is populated with 3.  | .csm, .pbc     |
| 4281       | The .csm Postage Statement Mailing Date cannot be set to a date on or after the upcoming price change date – {1}.   | Populate the .csm Postage Statement Mailing Date field with a value that is not on or after the upcoming price change date.  | .csm           |
| 4282       | The .cqt Rate Category field value provided was {1}; it must contain E = 5 Digit Barcode, L1 = AADC BC, L2 = MxAADC BC, N = Presort (1C, 4C), or S = Single Piece for MLOCR mailings when the .mpu Mail Piece Unit – Class field is populated with 1 = First Class and the .mpu Mail Piece Unit – Processing Category field is populated with LT = Letters. | Populate the .cqt Rate Category field with E, L1, L2, N, or S for MLOCR mailings when the .mpu Mail Piece Unit – Class field is populated with 1 and the .mpu Mail Piece Unit – Processing Category field is populated with LT = Letters.            | Multiple Files |
| 4288       | The .mpu Mail Piece Unit – Weight field value provided was {1}; it must contain a value that is less than or equal to 16 oz. when the .mpu Mail Piece Unit – Class field is populated with 3 = Std Mail and the .seg Class Defining Preparation field is populated with 6 = Std/Bound Printed Matter/Periodicals Co-Mailings for FSS mailings.              | Populate the .mpu Mail Piece Unit – Weight field with a value that is less than or equal to 16oz when the .mpu Mail Piece Unit – Class field is populated with 3 and the .seg Class Defining Preparation field is populated with 6 for FSS mailings. | Multiple Files |
| 4289       | The .cqt Rate Category field value provided was {1}; it cannot contain A = Saturation – ECR for FSS mailings when the .seg Class Defining Preparation field is populated with 6 = standard/periodicals co-mailings.   | Populate the .cqt Rate Category field with a value other than A when the .seg Class Defining Preparation field is populated with 6 for FSS mailings.   | Multiple Files |

| <b>Error Code</b> | <b>Mail.dat Client Error Message</b>   | <b>Action</b>   | <b>Error Location</b> |
|-------------------|--|---|-----------------------|
| 4290              | The .pqt Package Level field value provided was {1}; it must contain A, B, C, D, F, H, I, K, L, M, T, U, V, or X when the .csm Container Level field is populated with E or F and the .mpu Mail Piece Unit – Class field is populated with 2 or 5.                 | Populate the .pqt Package Level field with a value other than X when the .seg Class Defining Preparation field is populated with 6.   | Multiple Files        |
| 4299              | An .oci file cannot be included in a mailing when the .csm Included In Other Documentation field is populated with O = Original Container or I = Internal co-palletization indicator from the Origin Job – Original Container.                                     | Include the .oci file in the mailing when the .csm Included In Other Documentation field is populated with O or I.  | .oci                  |
| 4303              | The .mpa Payment Account Number must be an active account on the PostalOne!, CAPS, or EPS systems when the .mpa Account Number field is populated.   | Populate the .mpa Account Number field with a value that is active in PostalOne!, CAPS and the EPS systems when populated.  | .mpa                  |
| 4304              | Job ID is a required field in the .ccr file.   | Populate the .ccr Job ID field.   | .ccr                  |
| 4305              | The .ccr Job ID must field must be populated with an alphanumeric value.   | Populate the .ccr Job ID field with an alphanumeric value.  | .ccr                  |
| 4306              | The .ccr Job ID field does not match the .hdr Job ID field.  | Populate the .ccr Job ID field with the same value that is populated in the .hdr Job ID field.  | .ccr                  |
| 4307              | Component ID is a required field in the .ccr file.   | Populate the .ccr Component ID field.   | .ccr                  |
| 4308              | The .ccr Component ID field does not have a corresponding .cpt Component ID.   | Populate the .ccr Component ID field with a value that exists in the .cpt Component ID field.   | .ccr                  |
| 4310              | The value provided for the .ccr CCR Record status field was {1}; it must contain O = Original, D = Delete, I = Insert, or U = Update.  | Populate the .ccr CCR Record Status field with O, D, I or U.  | .ccr                  |
| 4311              | The value provided for the Closing Character field was {1}; it must contain #.   | Populate the .ccr Closing Character field with #.   | .ccr                  |
| 4312              | Characteristic is a required field in the .ccr file.   | Populate the .ccr Characteristics field.  | .ccr                  |
| 4313              | Referential Integrity Error: There cannot be duplicate primary keys in the .ccr file (Component ID, Characteristic Type, and Characteristic).  | Populate the .ccr Component ID and Characteristic field with unique values in the .ccr file.  | .ccr                  |
| 4314              | The .ccr CCR Record Status field does not match the .hdr Component Characteristics File Status field.  | Populate the .ccr CCR Record Status field with the same value that is populated in the .hdr Component Characteristics File Status field.  | .ccr                  |
| 4315              | The .hdr Component Characteristic Record Count field must match the Record Count of the Component Characteristic File.   | Populate the .hdr Component Characteristic Record Count field with a value that is equal to the Record Count of the Component Characteristic file.                                      | Multiple Files        |
| 4316              | The .seg Class Defining Preparation value provided was {1}; it must contain 1 when the .mpu Mail Piece Unit – Rate Type is populated with V and the .mpu Mail Piece Unit – Class field is populated with 1. 1 = First Class V = FCM Election Mail 1 = First Class. | Populate the .seg Class Defining Preparation field with 1 when the .mpu Mail Piece Unit – Rate Type is populated with V and the .mpu Mail Piece Unit – Class field is populated with 1. | Multiple Files        |

| Error Code | Mail.dat Client Error Message  | Action  | Error Location |
|------------|--|---|----------------|
| 4317       | The .mpu Mail Piece Unit – Processing Category value provided was {1}; it must be populated with LT = Letters or CD = Cards when the .mpu Mail Piece Unit – Rate Type is populated with V = FCM Election Mail and the .mpu Mail Piece Unit – Class field is populated with 1 = First Class.  | Populate the .mpu Mail Piece Unit – Processing Category field with LT = Letters or CD = Cards when the .mpu Mail Piece Unit – Rate Type is populated with V and the .mpu Mail Piece Unit – Class field is populated with 1. | Multiple Files |
| 4319       | The value provided for the .mpa Postage Payment Method was {1}; it must contain P = Permit L = Metered: Lowest C = Metered: Correct M = Metered: Neither S = Stamp or G = Gov't – Fed (use Permit) when the .mpu Mail Piece Unit – Class field is populated with 1 and the .mpu Mail Piece Unit – Rate Type field is populated with V = FCM Election Mail. | Populate the .mpa Postage Payment Method field with P, L, C, M, S, or G when the .mpu Mail Piece Unit – Class field is populated with 1 and the .mpu Mail Piece Unit – Rate Type field is populated with V.                 | .mpa           |
| 4320       | The .mpu Mail Piece Unit – Rate Type field provided was {1}; all .mpu Mail Piece Unit – Rate Type must be populated with V = FCM Election Mail when at least one .mpu Mail Piece Unit – Rate Type is populated with V = FCM Election Mail.   | Populate all .mpu Mail Piece Unit – Rate Type field with V when at least one .mpu Mail Piece Unit – Rate Type is populated with V.  | .mpu           |
| 4321       | At least one .cpt Component – Rate Type must be populated with V when the .mpu Mail Piece Unit – Rate Type is populated with V = FCM Election Mail and the . Mpu Mail Piece Unit Class field is populated with 1 = First Class. The value provided was {1}.  | Populate at least one .cpt Component – Rate Type field with V when the .mpu Mail Piece Unit – Rate Type is populated with V and the . Mpu Mail Piece Unit Class field is populated with 1.                                  | Multiple Files |
| 4322       | The value provided for the .mpa Postage Payment Method field was {1}; it must contain P = Permit when the .seg Detached Mailing Label Indicator field is populated with = A = Detached Address Label or B = Detached Marketing Label.  | Populate the .mpa Postage Payment Method field with P when the .seg Detached Mailing Label Indicator field is populated with A or B.  | Multiple Files |
| 4323       | The value provided for the .mpa Postage Payment Method was {1}; it must contain P = Permit L = Metered: Lowest C = Metered: Correct M = Metered: Neither or G = Gov't – Fed (use Permit) when the .mpu Rate Schedule field is blank and the .mpu Mail Piece Unit – Class is populated with 1 = First Class or 4 = Pkg Services.                            | Populate the .mpa Postage Payment Method field with P, L, C, M or G when the .mpu Rate Schedule field is blank and the .mpu Mail Piece Unit – Class is populated with 1 or 4.   | .mpa           |
| 4324       | The .seg Detached Mailing Label Indicator value provided was {1}; it must contain A = Detached Address Label, B = Detached Marketing Label, or left blank if not applicable.   | Populate the .seg Detached Mailing Label Indicator field with A, B or leave blank.  | .seg           |
| 4325       | The value provided for the .mpa Postage Payment Method was {1}; it must contain P = Permit or G = Gov't – Fed (use Permit) when the .sfr Service Type field is populated with PP = Picture Permit Imprint.   | Populate the .mpa Postage Payment Method field with P or G when the .sfr Service Type field is populated with PP.   | Multiple Files |
| 4326       | The .mpu Mail Piece Unit – Class value provided was {1}; it must contain 1 = First Class 3 = Std Mail or 4 = Pkg Services when the .ccr Characteristic field is populated with PP = Picture Permit Indicia.  | Populate the .mpu Mail Piece Unit – Class field with 1, 3, or 4 when the .ccr Characteristic field is populated with PP.  | .mpu           |

| <b>Error Code</b> | <b>Mail.dat Client Error Message</b>  | <b>Action</b>  | <b>Error Location</b> |
|-------------------|---|--|-----------------------|
| 4327              | The value provided for the .cpt Component – Rate Type field was {1}; it cannot contain 1 = First Class Permit Reply Mail when the .mpu Mail Piece Unit – Class field is populated with 1 = First Class and the .ccr Characteristic field is populated with PP = Picture Permit Indicia.   | Populate the .cpt Component – Rate Type field with a value other than 1 when the .mpu Mail Piece Unit – Class field is populated with 1 and the .ccr Characteristic field is populated with PP.                                      | .cpt                  |
| 4328              | The .mpu Mail Piece Unit – Class contains an invalid value; it must contain 1 = First Class 2 = Periodicals 3 = Std Mail 5 = Per Pending when the .ccr Characteristic field is populated with MI = Mobile Interactive Technology.   | Populate the .mpu Mail Piece Unit – Class field with 1, 2, 3, or 5 when the .ccr Characteristic field is populated with MI.  | .mpu                  |
| 4331              | The .seg Verification Facility ZIP+4 field must be populated with a five or nine digit numeric value when the .mpa Account Number field is populated. The value provided was {1}.   | Populate the .seg Verification Facility ZIP+4 field with a five or nine digit numeric value when the .mpa Account Number field is populated.   | .seg                  |
| 4332              | There can be no characters after the .ccr Closing Character field.  | Remove all characters after the .ccr Closing Character field.  | .ccr                  |
| 4335              | The .seg Verification Facility ZIP+4 field must be populated with the same value in all .seg records when the .mpa Account Number field is populated.   | Populate the .seg Verification Facility ZIP+4 field with the same value for all .seg records when the .mpa Account Number field is populated.  | Multiple Files        |
| 4349              | For MLOCR Mailings, the .cqt Rate Category field value provided was {1}; it must contain E= 5 Digit Barcode, L1 = AADC BC, L2= MxAADC BC, L7= AADC, L8= MxAADC, or S= Single Piece when the .mpu Mail Piece Unit – Class field is populated with 3 = Standard Mail and the .mpu Mail Piece Unit – Processing Category field is populated with LT = Letters. | Populate the .cqt Rate Category field with E, L1, L2, L7, L8, or S when the .mpu Mail Piece Unit – Class field is populated with 3 and the .mpu Mail Piece Unit – Processing Category field is populated with LT for MLOCR mailings. | .cqt                  |
| 4352              | Mail.dat version {1} may not be submitted with a Postage Statement Mailing Date before {2}.   | Do not attempt to submit a Mail.dat version {1} mailings with a .csm Postage Statement Mailing Date prior to {2}.  | .csm                  |
| 4353              | When the .mpa Account Number field is populated, the .mpa Mailer ID of Mail Owner or CRID of Mail Owner and the .mpa Mailer ID of Mail Preparer or CRID of Mail Preparer fields must be populated.  | Populate the .mpa Mailer ID of Mail Owner or CRID of Mail Owner and the .mpa Mailer ID of Mail Preparer or CRID of Mail Preparer fields when the .mpa Account Number field is populated.   | .mpa                  |
| 4354              | The .mpu Mail Piece Unit – Rate Type field value provided was {1}; V = Election Mail is not supported.  | Populate the .mpu Mail Piece Unit – Rate Type field with a value other than V = Election Mail.   | .mpu                  |
| 4355              | Mail.dat version {1} may not be submitted before {2}.   | Do not attempt to submit Mail.dat version {1} jobs before {2}.   | Multiple Files        |
| 4359              | The .mpa Permit Number and Permit ZIP+4 of an Update submission must match the .mpa Permit Number and Permit ZIP+4 on the Original Job.   | Populate the .mpa Permit Number and Permit ZIP+4 fields for the update submission with the same values that were populated in the fields for the Original job.   | .mpa                  |



| Error Code | Mail.dat Client Error Message   | Action   | Error Location |
|------------|---|--|----------------|
| 4360       | The .mcr Additional Postage MPA ID field must be populated when the .mcr Primary MPA ID field is populated with a .mpa MPA – Unique Sequence/Grouping ID that has a .mpa Postage Payment method of M = Metered: Neither L = Metered: Lowest C = Metered: Correct or S = Stamp.  | Populate the .mcr Additional Postage MPA ID field when the .mcr Primary MPA ID field is populated with a .mpa MPA – Unique Sequence/Grouping ID that has a .mpa Postage Payment method of M, L, C or S.  | Multiple Files |
| 4361       | Date Data Type Error: When the .hdr Zone Matrix Date is populated, it must be a valid date formatted as YYYYMMDD.   | Populate the .hdr Zone Matrix Date field with a valid date formatted as YYYYMMDD when populated.   | .hdr           |
| 4362       | When the .csm CSM Record Status is set to I in an Update job, the .csm Container ID must be unique from the original submission, duplicate Container ID {1}.  | Populate the .csm Container ID field with a unique value when the .csm CSR Record Status field is populated with I for an update job submission.   | .csm           |
| 4366       | Alphanumeric Data Type Error: Simplified Address Indicator must be an alphanumeric value in the .cqt file (when populated).   | Populate the .cqt Simplified Address Indicator field with an alphanumeric value when populated.  | .cqt           |
| 4367       | The secondary .mcr Additional Postage MPA ID field must be populated with a value for permit type OI and the .mpa Postage Payment Method field must be populated with G = Gov't – Fed (use Permit when the .mcr Primary MPA ID field is populated with a value for permit type OM and the .mpa Postage Payment Method field is populated with S = Stamp, L = Metered: Lowest, C = Metered: Correct or M = Metered: Neither. The value provided was {1}. | Populate the secondary .mcr Additional Postage MPA ID field with a value for permit type OI and the .mpa Postage Payment Method field with G when the .mcr Primary MPA ID field is populated with a value for permit type OM and the .mpa Postage Payment Method field is populated with S, L, C or M. | .mpu           |
| 4368       | Date Data Type Error: Presort Labeling List Effective Date must be a valid date formatted as YYYYMMDD in the .csm file.   |  | .csm           |
| 4370       | Date Data Type Error: Last Used Labeling List Effective Date must be a valid date formatted as YYYYMMDD in the .csm file.   |  | .csm           |
| 4372       | Date Data Type Error: Presort City-State Publication Date must be a valid date formatted as YYYYMMDD in the .csm file.  |  | .csm           |
| 4374       | Date Data Type Error: Last Used City-State Publication Date must be a valid date formatted as YYYYMMDD in the .csm file.  |  | .csm           |
| 4376       | Date Data Type Error: Presort Zone Chart Matrix Publication Date must be a valid date formatted as YYYYMMDD in the .csm file.   |  | .csm           |
| 4378       | Date Data Type Error: Last Used Zone Chart Matrix Publication Date must be a valid date formatted as YYYYMMDD in the .csm file.   |  | .csm           |
| 4380       | Date Data Type Error: Last Used Mail Direction Publication Date must be a valid date formatted as YYYYMMDD in the .csm file.  |  | .csm           |
| 4383       | The .csm Included in Other Documentation contains an invalid value; within an origin job, the .csm Included in Other Documentation field cannot contain both O and I.   |  | .csm           |



| Error Code | Mail.dat Client Error Message  | Action   | Error Location |
|------------|--|--|----------------|
| 4384       | The .csm Included in Other Documentation contains an invalid value; in an origin job, the update cannot result in a mixture of O and I.  |  | .csm           |
| 4385       | Required Field Missing: Characteristic Type is a required field in the .ccr file.  |  | .ccr           |
| 4386       | The .ccr Characteristic Type field contains an invalid value; it must contain C, I, or F.  |  | .ccr           |
| 4389       | The .ccr Characteristic field contains an invalid value; it must contain CT, RR, NF, DC, PS, RT, MI, NP, SS, MT, VV, VP, RE, PI, SB, IV, OS, GS, PP, ME, CB, AD, CP, EM, PM, CO, HD, or 0X.                              | Populate the .ccr Characteristic field with CT, RR, NF, DC, PS, RT, MI, NP, SS, MT, VV, VP, RE, PI, SB, IV, OS, GS, PP, ME, CB, AD, CP, EM, PM, CO, HD, or 0X. | .ccr           |
| 4394       | Mail.dat original file submissions with .hdr Idealliance Version {1} and submission date on or after {2} are not supported.  | Do not attempt to submit Mail.dat original file submissions with .hdr Idealliance Version {1} and submission date on or after {2}.                             | Multiple Files |
| 4395       | Mail.dat {1} file submissions with .csm Postage Statement Mailing Date on or after {2} are not supported.  | Do not attempt to submit Mail.dat {1} file submissions with .csm Postage Statement Mailing Date on or after {2}.   | Multiple Files |
| 4398       | When the .mpu Mail Piece Unit – Class is populated with 2 = Periodicals or 5 = Per Pending, the .mpa Account Number field can only be populated for .mpu Mail Piece Unit – Processing Category FL = Flat or LT = Letter. | Remove the .mpa Account Number or change the .mpu Mail Piece Unit – Processing Category to FL for flat or LT for Letter.                                       | .mpa<br>.mpu   |
| 4399       | The .mpa Postage Payment Method contains an invalid value; it must contain S, P, L, C, M or G when the .ccr Characteristic claims Mobile Interactive Technology.   |  | .mpa.<br>.ccr  |
| 4401       | The .mpu Mail Piece Unit – Processing Category contains an invalid value; it must contain CD, LT or FL when the .mpu Mail Piece Unit – Class is 1 and the .ccr Characteristic claims Mobile Interactive Technology.      |  | .mpu<br>.ccr   |
| 4402       | The .mpu Mail Piece Unit – Processing Category contains an invalid value; it must contain LT or FL when the .mpu Mail Piece Unit – Class is 3 and the .ccr Characteristic claims Mobile Interactive Technology           |  | .mpu<br>.ccr   |
| 4403       | The .mpu Mail Piece Unit – Rate Type contains an invalid value; it must contain R or N when the .mpu Mail Piece Unit – Class is 3 and the .ccr Characteristic claims Mobile Interactive Technology.                      |  | .mpu<br>.ccr   |
| 4406       | The .mpa Mail Owners Lcl Permit Ref Num/Intl Bill Num field must be Numeric to validate against the <i>PostalOne!</i> permit data.   | Populate the .mpa Mail Owners Lcl Permit Ref Num/Intl Bill Num with a numeric value.   | .mpa           |
| 4409       | The .seg Principal Processing Category must contain the same value as the .mpu Processing Category.  | Match the .seg Principal Processing Category with the same value as the .mpu Processing Category.  | .seg<br>.mpu   |

| <b>Error Code</b> | <b>Mail.dat Client Error Message</b>  | <b>Action</b>  | <b>Error Location</b> |
|-------------------|---|--|-----------------------|
| 4411              | The .seg eDoc Submitter CRID and Verification Zip+4 populated for the Consolidator Job does not match the .seg eDoc Submitter CRID and Verification Zip+4 populated for the origin job {1}.   | Populate the .seg eDoc Submitter CRID and Verification Zip+4 with the same values across the entire Copal Mailing.   | .seg                  |
| 4412              | For .hdr File Processing, the Presentation Category field is populated with an invalid value; when the Included in Other Documentation value for all Origin jobs is populated with O – Original Container, the .hdr Presentation Category cannot be populated with C – Consolidated Internal Copal.   | Update the .hdr Presentation Category to P or M so that the .hdr Presentation Category is consistent across all mailings in the copal.                             | .hdr                  |
| 4413              | For .hdr File Processing, the Presentation Category field is populated with an invalid value; the .hdr Presentation Category must be populated with M – MLOCR or C – Consolidated Internal Copal when the included in Other Documentation value for Origin Mailings is populated with I = Internal Copal and the .hdr Presentation Category of the Origin Mailings is populated with P = Conventional Presort or M = MLOCR. | Update the .hdr Presentation Category to M = MLOCR or C = Consolidated Internal Copal.   | .hdr                  |
| 4414              | For .hdr File Processing, the Presentation Category field is populated with an invalid value; the .hdr Presentation Category must be populated with C – Consolidated Internal Copal when the Included in Other Documentation value for Origin Mailings is populated with I – Internal Copal and the .hdr Presentation Categories of the Origin Mailings are populated with P – Conventional Presort and M – MLOCR.          | Update the .hdr Presentation Category to C – Consolidated Internal Copal.  | .hdr                  |
| 4417              | When at least one .mpa Payment Account Number is populated, the .mpa Permit ZIP+4 and .seg Verification Facility ZIP+4 must map to the same finance number for .mpa records which do not have the .mpa Account Number populated.  | Update the .mpa Permit ZIP+4 to one that maps to the same finance number as the Verification Facility ZIP+4 for all records without a .mpa Payment Account Number. | .mpa<br>.seg          |
| 4418              | The .mpa Payment Account Number is not valid for the .mpa Permit Number, .mpa Permit ZIP +4, and permit type; when populated, the .mpa Payment Account Number must reference an active Account Number in the PostalOne!, CAPS, or EPS systems that is associated to the .mpa Permit Number, .mpa Permit ZIP +4, and permit type.  | Update the .mpa Payment Account Number to an active Account Number that is associated to the .mpa Permit Number, .mpa Permit ZIP+4, and permit type.               | .mpa<br>.seg          |
| 4423              | Within a mailing, the .mpa Permit ZIP+4 and the .seg Verification Facility ZIP+4 must all refer to test finance numbers or non-test finance numbers.  | Update the .mpa Permit ZIP+4 or the .seg Verification Facility ZIP+4 to use either all test finance or all non-test finance numbers across the mailing.            | .mpa, .seg            |
| 4424              | The value provided for the .csm Container Type was {1}; it must contain P = Pallet, CT = Carton, S = Sack (general), 1 = #1 Sack, 2 = #2 Sack, 3 = #3 Sack, 4 = 01V Sack, or 5 = 03V Sack when the corresponding .ccr Characteristic Type is populated with C = Content and .ccr Characteristic is populated with PS = Product Sample.  | Populate the .csm Container Type with P = Pallet, CT = Carton, S = Sack (general), 1 = #1 Sack, 2 = #2 Sack, 3 = #3 Sack, 4 = 01V Sack, or 5 = 03V Sack.           | .csm                  |

| <b>Error Code</b> | <b>Mail.dat Client Error Message</b>   | <b>Action</b>   | <b>Error Location</b> |
|-------------------|--|---|-----------------------|
| 4425              | The value provided for the .mpu Standard Parcel Type was {1}; it must contain M = Marketing, F = Not a Marketing Parcel, S = Sample Small or L = Sample Large when populated.  | Populate the .mpu Standard Parcel Type with M, F, S, L, or remove                             | .mpu                  |
| 4426              | The value provided for the .cpt Standard Parcel Type was {1}; it must contain M = Marketing, F = Not a Marketing Parcel, S = Sample Small or L = Sample Large when populated.  | Populate the .cpt Standard Parcel Type with M, F, S, L or remove.                             | .cpt                  |
| 4427              | The value provided for the .cpt Standard Parcel Type was {1}; it must contain S = Sample Small or L = Sample Large when the .ccr Characteristic Type is populated with C = Content, the .ccr Characteristic is populated with PS = Product Sample, the .mpu Processing Category is populated with MP = Machinable Parcels or IR = Irregular Parcels, and the .cqt Rate Category is populated with A = Saturation – ECR or D = Carrier Route. | Populate the .cpt Standard Parcel Type with S or L.   | .cpt                  |
| 4428              | The .seg Detached Mailing Label Indicator field value provided was {1}; it cannot contain A or B when the .ccr Characteristic Type is populated with C = Content, .ccr Characteristic is populated with PS = Product Sample, the .mpu Processing Category is populated with MP = Machinable Parcels or IR = Irregular Parcels, and the .cqt Rate Category is populated with D = Carrier Route.   | Do not populated the .seg Detached Mailing Label Indicator.                                   | .seg                  |
| 4429              | The .cqt Simplified Address Indicator field provided was {1}; it must be blank = Not Simplified Address when the .mpu Mail Piece Unit – Class is populated with 3 = Standard Mail, .cqt Rate Category is D = Carrier Route, .mpu Mail Piece Unit – Weight is populated with a value less than 3.5 oz and the .csm Postage Statement Mailing Date is populated with a value on or after January 27, 2013.                                     | Remove the .cqt Simplified Address Indicator field.   | .cpt                  |
| 4432              | For .hdr File Processing, the .hdr Presentation Category contains an invalid value; the .hdr Presentation Category cannot be populated with C = Consolidated Internal Copal Job with MLOCR and Conventional Presort or E = Consolidated External Copal Job with MLOCR and Conventional Presort when the Included In Other Documentation value is populated with I = Internal Copal or O = Original Container.                                | Update the .hdr Presentation Category to a value other than C or E for Origin Copal Mailings. | .hdr                  |
| 4436              | A .pdr or .pbc file must be submitted for a Seamless Mailing.  | Please include a .pdr or .pbc file with your Seamless eDoc submission.                        | Multiple Files        |
| 4439              | For Seamless processing, the .pdr IM/TM/ Barcode field must be populated with a 20, 25, 29, or 31 character value.   | Populate the .pdr IM/TM/ Barcode field a 20, 25, 29, or 31 character value.                   | .pdr                  |
| 4441              | For Seamless processing, the .pbc Barcode field must be populated with a 20, 25, 29, or 31 character value.  | Populate the .pbc Barcode field a 20, 25, 29, or 31 character value.                          | .pbc                  |

| Error Code | Mail.dat Client Error Message   | Action   | Error Location |
|------------|---|--|----------------|
| 4443       | For Seamless processing, the .csm Number of Pieces field is required when the .seg Logical/Physical Container Indicator field is populated with P = Physical Container. The value provided was {1}.   | Populate the .csm Number of Piece field when the .seg Logical/Physical Container Indicator field is populated with P.  | .csm           |
| 4453       | For Seamless processing, the .csm USPS Pick Up field should be populated with Y – Yes or N – No when the .csm Container Status field is populated with R = Ready to pay or T = Transportation Information Update, and the container is not a sibling.   | Populate the .csm USPS Pick Up field with Y-Yes or N-No when the .csm Container Status field is populated with R or T, and the container is not a sibling.   | .csm           |
| 4457       | For Seamless processing, the value provided for the .csm Entry Point for Entry Discount – Facility Type field was {1}; it cannot contain N = Not Determined when the .csm Container Status is populated with R = Ready to Pay.  | Populate the .csm Entry Point for Entry Discount – Facility Type field with a value other than N when the .csm Container Status field is populated with R.   | .csm           |
| 4463       | For Seamless processing, if populated, the .csm CSA Agreement ID field must be populated with a 10 digit numeric value between 1000000000 and 9999999999 when .csm Container Status field is populated with R = Ready to Pay.   | Populate the .csm CSA Agreement ID field with a 10 digit numeric value between 1000000000 and 9999999999 when .csm Container Status field is populated with R.   | .csm           |
| 4465       | For Seamless processing, if populated, the .csm Reservation Number field must be populated with (1) a 10 digit value with the format nnnnn + R + mmdd (where n = numeric and mmdd = date of recurring appointment); (2) a 6 character value with the format nnnnn + R; or (3) a 9 digit numeric value between 100000000 and 999999999, when the .csm Container Status field is populated with R = Ready to Pay. | Populate the .csm Reservation Number field with (1) a 10 digit value with the format nnnnn + R + mmdd (where n = numeric and mmdd = date of recurring appointment); (2) a 6 character value with the format nnnnn + R; or (3) a 9 digit numeric value between 100000000 and 999999999, when the .csm Container Status field is populated with R. | .csm           |
| 4467       | For postage statement processing, only one Mailing Agent may be identified per job submission.  | Update the data to identify only one Mailing Agent.  |                |
| 4469       | For Mail Anywhere, permit information pertaining to the .mpa Mail Owner's Lcl Permit Ref Num field was entered for the .mpu Mail Piece Unit – Rate Type field populated with C = Classroom. The value provided was {1}.   | Populate .mpa Mail Owners Lcl Permit Ref Num field with a value that maps to .mpu Mail Piece Unit – Rate Type C.   | .mpa           |
| 4470       | For Mail Anywhere, permit information pertaining to the .mpa Mail Owner's Lcl Permit Ref Num field was entered for the .mpu Mail Piece Unit – Rate Type field populated with W = Science of Agriculture Limited Circulation. The value provided was {1}.  | Populate .mpa Mail Owners Lcl Permit Ref Num field with a value that maps to .mpu Mail Piece Unit – Rate Type W.   | .mpa           |
| 4473       | For Mail Anywhere, permit information pertaining to the .mpa Mail Owner's Lcl Permit Ref Num field was entered for the .mpu Mail Piece Unit – Rate Type field populated with Y = Regular Limited Circulation. The value provided was {1}.   | Populate .mpa Mail Owners Lcl Permit Ref Num field with a value that maps to .mpu Mail Piece Unit – Rate Type Y.   | .mpa           |

| Error Code | Mail.dat Client Error Message   | Action   | Error Location |
|------------|---|--|----------------|
| 4476       | The .csm Sibling Container Reference ID field is required when the .csm Supplemental Physical Container ID field is populated, and the .csm Container Type is not populated with L = Logical Tray (MLOCR) or F = Flat Tub.  | Populate the .csm Sibling Container Reference ID field when the .csm Supplemental Physical Container ID field is populated, and the .csm Container Type is not populated with L = Logical Tray (MLOCR) or F = Flat Tub.  | .csm           |
| 4477       | The .csm Sibling Container Indicator field must be populated with Y = Yes when the .csm Supplemental Physical Container ID field is populated, and the .csm Container Type is not populated with L = Logical Tray (MLOCR) or F = Flat Tub.  | Populate the .csm Sibling Container Indicator field with Y = Yes when the .csm Supplemental Physical Container ID is populated, and the .csm Container Type is not populated with L = Logical Tray (MLOCR) or F = Flat Tub.  | .csm           |
| 4478       | The .csm Supplemental Physical Container ID field must be populated with a Container ID that references a container with a .csm Container Type of M = Logical Pallet (MLOCR), P = Pallet, Z = User Pallet, H = EIRS 61 – Hamper, Large Canvas, A = EIRS 61P – Hamper, Large Plastic, G = EIRS 66 – General Purpose Mail Container w/Gate, D = EIRS 68 – Eastern Region Mail Container w/Web Door, R = EIRS 84 – Wire Container Rigid, C = EIRS 84C – Collapsible Wire Container, L = Logical Tray (MLOCR), or F = Flat Tub. | Populate the .csm Supplemental Physical Container ID with a Container ID that references a container with a .csm Container Type of M = Logical Pallet (MLOCR), P = Pallet, Z = User Pallet, H = EIRS 61 – Hamper, Large Canvas, A = EIRS 61P – Hamper, Large Plastic, G = EIRS 66 – General Purpose Mail Container w/Gate, D = EIRS 68 – Eastern Region Mail Container w/Web Door, R = EIRS 84 – Wire Container Rigid, C = EIRS 84C – Collapsible Wire Container, L = Logical Tray (MLOCR), or F = Flat Tub. | .csm           |
| 4479       | An additional entry office could not be created. FinanceNo {1}, Crid {2}, PermitType {3}, PermitNo {4}, UserSeqNo {5}, ReturnCode {6}.  | <i>PostalOne!</i> encountered internal errors while trying to create an additional entry office. Please contact <i>PostalOne!</i> application support for assistance.  |                |
| 4485       | The Intelligent Mail Range .imr is not supported.   | Do not attempt to submit an Intelligent Mail Range .imr file.  | .imr           |
| 4486       | For Mail Anywhere, permit information pertaining to the .mpa Mail Owner's Lcl Permit Ref Num field was entered for the .mpu Mail Piece Unit – Rate Type field populated with S. S = Science of Agriculture. The value provided was {1}.   | Populate .mpa Mail Owners Lcl Permit Ref Num field with a value that maps to .mpu Mail Piece Unit – Rate Type S.   | .mpa           |
| 4488       | For Mail Anywhere, a valid rate code for the .mpa Mail Owner's Lcl Permit Ref Num field cannot be found. The value provided was {1}.  | Populate the .mpa Mail Owners Lcl Permit Ref Num field with a value that is associated to a valid rate code.   | .mpa           |
| 4511       | Required Field Missing: Job ID is a required field in the .upa file.  | Populate the .upa Job ID field.  | .upa           |
| 4512       | Required Field Missing: Piece ID is a required field in the .upa file.  | Populate the .upa Piece ID field.  | .upa           |
| 4513       | Referential Integrity Error: There cannot be duplicate primary keys in the .upa file (Job ID and Piece ID).   | Populate the .upa Job ID and Piece ID fields with unique values in the .upa file.  | .upa           |
| 4514       | The value provided for the .upa UPA Record Status field was {1}; it must contain O = Original, D = Delete, I = Insert, or U = Update.   | Populate the .upa Record Status field with O, D, I, or U.  | .upa           |



| <b>Error Code</b> | <b>Mail.dat Client Error Message</b>   | <b>Action</b>  | <b>Error Location</b> |
|-------------------|--|--|-----------------------|
| 4515              | The .upa UPA Record Status field does not match the .hdr Un-Coded Parcel Address Record Status.  | Populate the .upa UPA Record Status field with the same value that is populated in the .hdr Un-Coded Parcel Address Record Status field.                               | .upa                  |
| 4516              | The .hdr Un-Coded Parcel Address Record Count field must match the Record Count of the Un-Coded Parcel Address File.   | Populate the Un-Coded Parcel Address Record Count field with a value that is equal to the Record Count of the Un-Coded Parcel Address file.                            | .upa                  |
| 4517              | There can be no characters after the .upa Closing Character field.   | Remove all characters after the .upa Closing Character field.  | .upa                  |
| 4518              | The .upa Closing Character value provided was {1}; it must contain # sign.   | Populate the .upa Closing Character field with #.  | .upa                  |
| 4519              | The .upa Address field must be populated with an alphanumeric value.   | Remove all non-printable characters, extended ASCII codes and other characters which do not appear in Table 5-1 "ASCII Symbols Allowed.                                | .upa                  |
| 4520              | The .upa Job ID field does not match the .hdr Job ID field.  | Populate the .upa Job ID field with the same value that is populated in the .hdr Job ID field.   | .upa                  |
| 4532              | For {%1}, the number of barcodes populated must be greater than {%2} percent threshold, or apply the Nonbarcoded Parcel Fee via the .sfr file. The current percentage is {%3}.   | Populate the .pdr IM Barcode or include the Nonbarcoded Parcel Fee in the .sfr file.   | .pdr                  |
| 4546              | Referential Integrity Error: The .csm Supplemental Physical Container ID does not have a matching .csm Container ID.   | Populate the .csm Supplemental Physical Container ID with a value that matches a .csm Container ID.  | .csm                  |
| 4549              | For Periodical mailings, containers with container type M = Logical Pallet (MLOCR) must be referenced by a physical sibling, when the .csm Container Status is populated with R = Ready to Pay.  | Populate the .csm Sibling Container Reference ID field for a physical sibling when the .csm Container Type field is populated with M.                                  | .csm                  |
| 4550              | The Container ID in the .csm file, with a .csm Container Type of L = Logical Tray (MLOCR) or F = Flat Tub, which has the .csm Supplemental Physical Container ID populated, must have a corresponding Container ID in the .cqt file.   | Populate the .cqt Container ID field, with the corresponding .csm Container ID, when the .csm Supplemental Physical Container ID is populated.                         | .cqt                  |
| 4553              | For Periodical mailings, containers with container type V = Sack (Virtual) not marked for co-palletization, must be referenced by a physical sibling, when the .csm Container Status is populated with R = Ready to Pay.   | Populate the .csm Sibling Container Reference ID field for a physical sibling when the .csm Container Type field is populated with V.                                  | .csm                  |
| 4554              | The .csm Supplemental Physical Container ID field must be populated with a Container ID that references a container with a .csm Container Type of L = Logical Tray (MLOCR), when the .hdr Mail.dat Presentation Category is set to M = MLOCR, .mpu Mail Piece Unit Class is set to 1 = First Class or 3 = Standard, and .mpu Mail Piece Unit – Processing Category is set to FL = Flats. | Populate the .csm Supplemental Physical Container ID with a Container ID that references a container with a .csm Container Type of L = Logical Tray (MLOCR) for MLOCR. | .csm                  |



| <b>Error Code</b> | <b>Mail.dat Client Error Message</b>  | <b>Action</b>   | <b>Error Location</b> |
|-------------------|---|---|-----------------------|
| 4556              | The .pdr IMpb Barcode Construct Code provided was {1}. The .pdr IMpb Barcode Construct Code must be populated with A = C01, B = C02, C = C03, D = C04, E = C05, F = C06, G = C07, H = C08, I = C09, J = C10, K = N01, L = N02, M = N03, N = N04, O = N05, P = N06, Q = L01, R = L02, S = L03, T = L04, or Blank = Not applicable.                               | Populate the .pdr IMpb Barcode Construct Code with A = C01, B = C02, C = C03, D = C04, E = C05, F = C06, G = C07, H = C08, I = C09, J = C10, K = N01, L = N02, M = N03, N = N04, O = N05, P = N06, Q = L01, R = L02, S = L03, T = L04, or Blank = Not applicable. | .pdr                  |
| 4557              | The .pbc IMpb Barcode Construct Code provided was {1}. The .pdr IMpb Barcode Construct Code must be populated with A = C01, B = C02, C = C03, D = C04, E = C05, F = C06, G = C07, H = C08, I = C09, J = C10, K = N01, L = N02, M = N03, N = N04, O = N05, P = N06, Q = L01, R = L02, S = L03, T = L04, or Blank = Not applicable.                               | Populate the .pbc IMpb Barcode Construct Code with A = C01, B = C02, C = C03, D = C04, E = C05, F = C06, G = C07, H = C08, I = C09, J = C10, K = N01, L = N02, M = N03, N = N04, O = N05, P = N06, Q = L01, R = L02, S = L03, T = L04, or Blank = Not applicable. | .pbc                  |
| 4558              | The .seg FCM Letter Residual Preparation Indicator provided was {1}. It must contain M = Mixed when populated.  | Populate the .seg FCM Letter Residual Preparation Indicator with M = Mixed when populated.  | .seg                  |
| 4559              | The .mpa Postage Payment Method must contain G = Gov't – Fed or P = Permit when the .mpu Mail Piece Unit – Class is 1 = First Class, the .mpu Mail Piece Unit – Processing Category is FL = Flats, LT = Letters, PF = Parcel, First Class, and the .hdr Mail.dat Presentation Category is N = Single Piece.   | Populate the .mpa Postage Payment Method with G = Gov't – Fed or P = Permit.  | .mpa                  |
| 4562              | For Full-Service or Mixed Service mailings, physical sibling container information is required for Postage Statement finalization, when the .csm Container Type is set to L = Logical Tray (MLOCR) or M = Logical Pallet (MLOCR), .hdr Mail.dat Presentation Category is set to P = Conventional Presort, and .csm Container Status is set to R = Ready to Pay. | Populate the .csm Sibling Container Reference ID on a physical container, with a Container ID that references a container with a .csm Container Type of L = Logical Tray (MLOCR) or M = Logical Pallet (MLOCR).   | .csm                  |
| 4568              | The .cqt Simplified Address Indicator field value provided was {1}; the Business Only Delivery Option on Carrier Routes is not supported.   | A .cqt Simplified Address Indicator of B = EDDM Business-only for Business Only Delivery Carrier Route is not supported.  | .cqt                  |
| 4569              | For update submissions to a Simple Mailing, the .pdr IM Barcode Mailer ID and Serial Number combination must all match the original submission's .pdr IM Barcode Mailer ID and Serial number combination.   | Update the Mailer ID and Serial number portion of the .pdr IM Barcode to match the original submission.   | .pdr                  |
| 4570              | For update submissions to a Simple Mailing, the .pbc Barcode Mailer ID and Serial number combination must all match the original submission's .pbc Barcode Mailer ID and Serial number combination.   | Update the Mailer ID and Serial number portion of the .pbc Barcode to match the original submission.  | .pbc                  |
| 4571              | Job ID is a required field in the .sfr file.  | Populate the .sfr Job ID field.   | .sfr                  |
| 4572              | Service Type is a required field in the .sfr file.  | Populate the .sfr Service Type field.   | .sfr                  |
| 4573              | CQT Database ID is a required field in the .sfr file.   | Populate the .sfr CQT Database ID field.  | .sfr                  |
| 4574              | Piece ID is a required field in the .sfr file.  | Populate the .sfr Piece ID field.   | .sfr                  |
| 4575              | Service Fee is a required field in the .sfr file.   | Populate the .sfr Service Fee field.  | .sfr                  |

| <b>Error Code</b> | <b>Mail.dat Client Error Message</b>   | <b>Action</b>  | <b>Error Location</b> |
|-------------------|--|--|-----------------------|
| 4576              | Special Fees/Charges Services ID is a required field in the .sfr file.   | Populate the .sfr Special Fees/Charges Services ID field.  | .sfr                  |
| 4577              | The value provided for the .sfr SFR Record Status field was {1}; it must contain O = Original, D = Delete, I = Insert or U = Update.   | Populate the .sfr SFR Record Status field.   | .sfr                  |
| 4578              | Referential Integrity Error: There cannot be duplicate primary keys in the .sfr file (CQT Database ID, Job ID, Piece ID, and Service Type).  | Populate the .sfr CQT Database ID, Job ID, Piece ID, and Service Type field with unique values in the .sfr file.   | .sfr                  |
| 4579              | The .sfr SFR Record Status field does not match the .hdr Special Fees/Charge File Status field.  | Populate the .sfr SFR Record Status field with the same value that is populated in the .hdr Special Fees/Charge File Status field.   | .sfr                  |
| 4580              | The .hdr Special Fees/Charge Record Count field must match the Record Count of the Special Fees/Charge File.   | Populate the Special Fees/Charge Record Count field with a value that is equal to the Record Count of the Special Fees/Charge File.  | .sfr                  |
| 4581              | There can be no characters after the .sfr Closing Character field.   | Remove all characters after the .sfr Closing Character field.  | .sfr                  |
| 4582              | The .sfr Closing Character value provided was {1}; it must contain # sign.   | Populate the .sfr Closing Character field with #.  | .sfr                  |
| 4583              | The .sfr Service Type field must be populated with an alphanumeric value.  | Populate the .sfr Service Type field with an alphanumeric value.   | .sfr                  |
| 4584              | The .sfr Special Fees/Charges Services ID field must be populated with an alphanumeric value.  | Populate the .sfr Special Fees/Charges Services ID field with an alphanumeric value.   | .sfr                  |
| 4586              | The .sfr Record Status field must be populated with an alphanumeric value.   | Populate the .sfr Record Status field with an alphanumeric value.  | .sfr                  |
| 4587              | The .sfr Service Stated Value field must be populated with a numeric value.  | Populate the .sfr Service Stated Value field with a numeric value.   | .sfr                  |
| 4588              | The .sfr Service Fee field must be populated with a numeric value.   | Populate the .sfr Service Fee field with a numeric value.  | .sfr                  |
| 4589              | The .sfr Amount Due field must be populated with a numeric value.  | Populate the .sfr Amount Due field with a numeric value.   | .sfr                  |
| 4590              | No more than 5 extra services can be claimed for a single .sfr Piece ID  | Claim no more than 5 extra services per .sfr Piece ID.   | .sfr                  |
| 4591              | The .sfr Job ID field does not match the .hdr Job ID field.  | Populate the .sfr Job ID field with the same value that is populated in the .hdr Job ID field.   | .sfr                  |
| 4592              | A container with .csm Container Type of L = Logical Tray (MLOCR), which has the .csm Supplemental Physical Container ID populated, must be referenced in the .csm Sibling Container Reference ID field, by a Sibling Container with the .csm Container Type of F = Flat Tub, when the .mpu Mail Piece Unit – Class is populated with 1 = First Class or 3 = Standard, and the .mpu Mail Piece Unit Processing Category is populated with FL = Flats. | Populate the .csm Container Type with F = Flat Tub, for the physical sibling container of the Logical Tray, when the .csm Supplemental Physical Container ID is populated on the Logical Tray, when the .mpu Mail Piece Unit – Class is populated with 1 = First Class or 3 = Standard, and the .mpu Mail Piece Unit – Processing Category is populated with FL = Flats. | .csm                  |

| Error Code | Mail.dat Client Error Message   | Action   | Error Location |
|------------|---|--|----------------|
| 4595       | For Package Services, .pqt Number of Copies can only be greater than the .pqt Number of Pieces when the .mpu Mail Piece Unit – Class is 4, the .mpu Mail Piece Unit – Rate Type is B = Bound Printed Matter and at least one .pqt Package Level record is populated with S = Multi-PC Parcel.   | Populate the .pqt Package Level with S = Multi-PC Parcel when the .mpu Mail Piece Unit – Class is 4 = Pkg Services , the .mpu Mail Piece Unit – Rate Type is B = Bound Printed Matter and the .pqt Number of Copies is greater than the .pqt Number of Pieces. | Multiple       |
| 4596       | An .sfr file can only be submitted when the .mpu Mail Piece Unit – Class is 4 = Pkg Services, the .hdr Mail.dat Presentation Category is N = Single Piece (representing Priority Mail), the .mpu Mail Piece Unit – Class is 1 = First Class, or the .mpu Mail Piece Unit – Class is 3 = Std Mail.   | Populate the .mpu Mail Piece Unit – Class with 4 = Pkg Services, 1 = First Class, 3 = Std Mail, or populate the .hdr Mail.dat Presentation Category with N = Single Piece (representing Priority Mail).  | Multiple       |
| 4601       | For Periodical mailings, containers with container type L = Logical Tray (MLOCR) must be referenced by a physical sibling, when the .csm Container Status is populated with R = Ready to Pay.   | Populate the .csm Sibling Container Reference ID field for a physical sibling when the .csm Container Type field is populated with L.  | .csm           |
| 4602       | Logical trays that do not have .cqt records must be referenced in the .csm Supplemental Physical Container ID of a logical tray that does have .cqt records.  | Populate the .csm Supplemental Physical Container ID of a logical tray that does have .cqt records with the Container ID of a logical tray that does not have .cqt records.  | .csm           |
| 4603       | Physical trays that do not have .cqt records must be referenced in the .csm Supplemental Physical Container ID of a physical tray that does have .cqt records.  | Populate the .csm Supplemental Physical Container ID of a physical tray that does have .cqt records with the Container ID of a physical tray that does not have .cqt records.  | .csm           |
| 4605       | For simple Full-Service mailings, the .csm eInduction Indicator cannot be populated when csm Label: IM Container Or IM Tray field is not populated.   | Remove the .csm eInduction indicator or populate the csm Label: IM Container Or IM Tray field.   | .csm           |
| 4609       | For .hdr File Processing, the Presentation Category field is populated with an invalid value; when the Included in Other Documentation value for all Origin jobs is populated with I = Internal copalletization indicator from the Origin Job, the .hdr Presentation Category cannot be populated with E = Consolidated External Copal.   | Update the .hdr Presentation Category to P or M so that the .hdr Presentation Category is consistent across all mailings in the copal.   | .hdr           |
| 4610       | For .hdr File Processing, the Presentation Category field is populated with an invalid value; the .hdr Presentation Category must be populated with M = MLOCR or E = Consolidated External Copal when the Included in Other Documentation value for Origin Mailings is populated with O = Original Container and the .hdr Presentation Category of the Origin Mailings is populated with P = Conventional Presort or M = MLOCR. | Update the .hdr Presentation Category to M = MLOCR or E = Consolidated External Copal.   | .hdr           |

| Error Code | Mail.dat Client Error Message   | Action  | Error Location |
|------------|---|---|----------------|
| 4611       | The .mpu Mail Piece Unit – Rate Type provided was {1}. The .mpu Mail Piece Unit – Rate Type must be T = Priority, E = Priority Mail Flat Rate Envelopes (12-1/2" x 9-1/2" or smaller), E1 = Priority Mail Legal Flat Rate Envelope, E2 = Priority Mail Padded Flat Rate Envelope, E5 = Priority Mail Regional Rate Box B, E6 = Priority Mail Regional Rate Box A, E7 = Priority Mail Medium Flat Rate Box, E8 = Priority Mail Critical Mail, E9 = Priority Mail Critical Mail – with Signature, G = Priority Mail Flat (fixed) – Rate Box, J = Priority Mail Flat – Large Box, O = Priority Mail Small Flat-Rate Box, K = Priority Mail Flat – Large Box APO/FPO, T1 = Priority Mail Cubic – Tier 1, T2 = Priority Mail Cubic – Tier 2, T3 = Priority Mail Cubic – Tier 3, T4 = Priority Mail Cubic – Tier 4 or T5 = Priority Mail Cubic – Tier 5 when the .mpu Mail Piece Unit – Class is 1 = First Class and the .hdr Mail.dat Presentation Category is N = Single Piece. | Populate the .mpu Mail Piece Unit – Rate Type with T = Priority, E = Priority Mail Flat Rate Envelopes (12-1/2" x 9-1/2" or smaller), E1 = Priority Mail Legal Flat Rate Envelope, E2 = Priority Mail Padded Flat Rate Envelope, E5 = Priority Mail Regional Rate Box B, E6 = Priority Mail Regional Rate Box A, E7 = Priority Mail Medium Flat Rate Box, E8 = Priority Mail Critical Mail, E9 = Priority Mail Critical Mail – with Signature, G = Priority Mail Flat (fixed) – Rate Box, J = Priority Mail Flat – Large Box, O = Priority Mail Small Flat-Rate Box, K = Priority Mail Flat – Large Box APO/FPO, T1 = Priority Mail Cubic – Tier 1, T2 = Priority Mail Cubic – Tier 2, T3 = Priority Mail Cubic – Tier 3, T4 = Priority Mail Cubic – Tier 4 or T5 = Priority Mail Cubic – Tier 5. | .mpu           |
| 4612       | The .hdr Mail.dat Presentation Category field value provided was {1}; it must contain N = Single Piece, when the .mpu Mail Piece Unit – Class field is populated with 1 = First Class, and the .mpu Mail Piece Unit – Rate Type field value is E, E1, E2, E5, E6, E7, E8, E9, J, O, K, T, T1, T2, T3, T4, or T5.  | Populate the .hdr Mail.dat Presentation Category field with N, when the .mpu Mail Piece Unit – Class field is populated 1, and the .mpu Mail Piece Unit – Rate Type field with E, E1, E2, E5, E6, E7, E8, E9, J, O, K, T, T1, T2, T3, T4, or T5.  | Multiple       |
| 4613       | The .hdr Mail.dat Presentation Category field value provided was {1}; it must contain N = Single Piece, when the .cpt Component – Class field is populated with 1 = First Class, and the .cpt Component Rate Type field value is be E, E1, E2, E4, E5, E6, E7, E8, E9, J, O, K, T, T1, T2, T3, T4, or T5.   | Populate the .hdr Mail.dat Presentation Category field with N, when the .cpt Component – Class field is populated with 1 = First Class, and the .cpt Component Rate Type field with E, E1, E2, E4, E5, E6, E7, E8, E9, J, O, K, T, T1, T2, T3, T4, or T5.   | .hdr           |
| 4614       | When the .mpa Postage Payment Method is populated with G = Government, the .ccr Characteristic cannot be populated with either EM or PM.  | Populate the .mpa Postage Payment Method with method other than G = Government when claiming Election or Political Mail.  | .mpa           |
| 4615       | The .cqt Destination Entry was {1}. When the .csm Entry Point for Entry Discount – Facility Type is H = Tran Hub, the .cqt Destination Entry must be S = DSCF for the corresponding Container ID.   | Populate all .cqt records with Destination Entry of S = DSCF when the container ID is identified as having a .csm Entry Point for Entry Discount – Facility Type of H = Tran Hub.   | .cqt           |
| 4616       | Required Field Missing: CQT Database ID is a required field in the .upa file.   | Populate the .upa CQT Database ID field.  | .upa           |
| 4617       | Numeric Data Type Error: The .upa CQT Database ID field must be populated with a numeric value.   | Populate the .upa CQT Database ID field with a numeric value.   | .upa           |
| 4619       | The .pbc Record Status must be populated with I = Insert when adding new information to an existing job submission.   | Populate the .pbc Record Status with I = Insert.  | .pbc           |

| Error Code | Mail.dat Client Error Message   | Action   | Error Location |
|------------|---|--|----------------|
| 4621       | The .csm Container Type {1} must include a .cqt record unless it is referenced as a Parent Container Reference ID, Sibling Container Reference ID, or a Supplemental Physical Container ID.   | Include a .cqt record for .csm Container Type {1}, or reference it in another container's Parent Container Reference ID, Sibling Container Reference ID, or Supplemental Physical Container ID field.                          | .csm           |
| 4623       | The .ccr Characteristic was {1}. When the .mpu Mail Piece Unit – Class is 1 = First Class, the .hdr Mail.dat Presentation Category is N = Single Piece, and the .ccr Characteristic Type is F = Fee, the .ccr Characteristic must contain CB = Certificate of Bulk Mailing.   | Populate the .ccr Characteristic with CB = Certificate of Bulk Mailing.  | .ccr           |
| 4624       | The .mpu Mail Piece Unit – Weight provided was {1}. The .mpu Mail Piece Unit – Weight must be less than or equal to 20 pounds when the .mpu Mail Piece Unit – Class is 1 = First Class, the .mpu Mail Piece Unit – Processing Category is FL = Flats or PF = Parcels, First Class, the .hdr Mail.dat Presentation Category is N = Single Piece, and the .mpu Mail Piece Unit – Rate Type is T1, T2, T3, T4, or T5.                  | Populate the .mpu Mail Piece Unit – Weight with a value less than or equal to 20 pounds.   | .mpu           |
| 4626       | The .mpu Mail Piece Unit – Weight provided was {1}. The .mpu Mail Piece Unit – Weight must be less than or equal to 20 pounds when the .mpu Mail Piece Unit – Class is 1 = First Class, the .mpu Mail Piece Unit – Processing Category is FL = Flats or PF = Parcels, First Class, the .hdr Mail.dat Presentation Category is N = Single Piece, and the .mpu Mail Piece Unit – Rate Type is E5 = Priority Mail Regional Rate Box B. | Populate the .mpu Mail Piece Unit – Weight with a value less than or equal to 20 pounds.   | .mpu           |
| 4627       | The .mpu Mail Piece Unit – Weight provided was {1}. The .mpu Mail Piece Unit – Weight must be less than or equal to 15 pounds when the .mpu Mail Piece Unit – Class is 1 = First Class, the .mpu Mail Piece Unit – Processing Category is FL = Flats or PF = Parcels, First Class, the .hdr Mail.dat Presentation Category is N = Single Piece, and the .mpu Mail Piece Unit – Rate Type is E6 = Priority Mail Regional Rate Box A. | Populate the .mpu Mail Piece Unit – Weight with a value less than or equal to 15 pounds.   | .mpu           |
| 4632       | The .pbc Barcode field was populated with an IMpb. Imps may only be submitted via a .pdr file using the .pdr IM Barcode field.  | Submit IMpb via the .pdr IM Barcode field.   | .pdr           |
| 4633       | The .mpu Mail Piece Unit – Processing Category field contains an invalid value; it must container LT = Letter, FL = Flat or PF = Parcel when the .mpu Mail Piece Unit – Class field is populated with 1= First Class and the .hdr Mail.dat Presentation Category field is populated with N = Single Piece.  | Populate .mpu Mail Piece Unit – Processing Category field with FL = Flats, LT = Letters, or PF = Parcel, First Class when the .mpu Mail Piece Unit – Class field is 1, and the .hdr Mail.dat Presentation Category field is N. | .mpu           |



| <b>Error Code</b> | <b>Mail.dat Client Error Message</b>  | <b>Action</b>  | <b>Error Location</b> |
|-------------------|---|--|-----------------------|
| 4634              | The .cpt Component – Rate Type provided was {1}. The .cpt Component – Rate Type must be E, E1, E2,E5, E6, E7, J, O, K, T, T1, T2, T3, T4, or T5 when the .cpt Component – Class is 1 = First Class and the .hdr Mail.dat Presentation Category is N = Single Piece.   | Populate the .cpt Component – Rate Type with E, E1, E2, E5, E6, E7, J, O, K, T, T1, T2, T3, T4, or T5.   | .cpt                  |
| 4636              | The Piece Barcode Record .pbc is not supported, when the .mpu Mail Piece Unit – Class field is populated with 1 = First Class, the .mpu Mail Piece Unit – Processing Category field is populated with PF = Parcel, First Class and the .hdr Mail.dat Presentation Category field is populated with N = Single Piece.      | Do not attempt to submit a Piece Barcode Record .pbc file, when the .mpu Mail Piece Unit – Class field is 1 = First Class, the .mpu Mail Piece Unit – Processing Category field is PF = Parcel, First Class and the .hdr Mail.dat Presentation Category field is N = Single Piece. | .pbc                  |
| 4637              | When the .mpu MPU Surcharge field is populated with D = Dim Weight, the .mpu Mail Piece Unit – Length, .mpu Mail Piece Unit – Width, and .mpu Mail Piece Unit – Thickness fields must all be populated.   | Populate the .mpu Mail Piece Unit – Length, .mpu Mail Piece Unit – Width, and .mpu Mail Piece Unit – Thickness fields when claiming an .mpu MPU Surcharge of D = Dim Weight.   | .mpu                  |
| 4638              | The .pdr IMpb Barcode Construct field must be populated when an IMpb is used in the .pdr IM Barcode field.  | Populate the .pdr IMpb Barcode Construct field with a valid IMpb Barcode Construct type.   | .pdr                  |
| 4639              | The .pdr IM Barcode field must be populated with a valid IMpb when the .pdr IMpb Barcode Construct field is populated.  | Populate the .pdr IM Barcode field with a valid IMpb.  | .pdr                  |
| 4640              | The .sfr Service Type of AA = Live Animal Transportation Fee is not supported.  | Populate the .sfr Service Type field with a valid value other than AA = Live Animal Transportation Fee.  | .sfr                  |
| 4643              | A container can only have a single sibling container when the .csm Container Type is AB = Air Box. Container ID {1} has more than one sibling container.  | Update the data such that each Air Box only has a single Sibling Container.  | .csm                  |
| 4644              | When a container uses the .csm Container Type of AB = Air Box, the .seg Logical/Physical Container Indicator must be populated with P = Physical Container.   | Update the .seg Logical/Physical Container Indicator to P = Physical Container when using Air Boxes.   | .seg                  |
| 4645              | Only Priority, First Class, and USPS Marketing Mail postage statements with .mpu Mail Piece Unit – Processing Category of LT = Letters, FL = Flats, or CD = Cards may claim a .ccr Characteristic of PM = Political Mail or EM = Election Mail.   | Submit a Priority, First Class, or USPS Marketing Mail postage statement with .mpu Mail Piece Unit – Processing Category of LT = Letters, FL = Flats, or CD = Cards to claim a .ccr Characteristic of PM = Political Mail or EM = Election Mail.                                   | .mpu                  |
| 4646              | The .mpu Postage Affixed Type must be blank when the .mpa Postage Payment Method is populated with P = Permit.  | Do not populate the .mpu Postage Affixed Type.   | .mpu                  |
| 4647              | The .seg Container and Bundle Charge Method field value provided was {1}; it must contain 1 (Charge all to a 3 <sup>rd</sup> party), 2 (Charge all to one of the publications), or 3 (proportion by copies to each of the publications) when the .seg Class Defining Preparation field is populated with 2 = Periodicals. | Populate the .seg Container and Bundle Charge Method field with 1, 2, or 3 when the .seg Class Defining Preparation field is populated with 2 = Periodicals.   | .seg                  |



| Error Code | Mail.dat Client Error Message  | Action  | Error Location |
|------------|--|---|----------------|
| 4648       | The .seg eDoc Sender CRID must be the same across all records within the .seg file.  | Populate the .seg eDoc Sender CRID will the same value across all records within the .seg file.   | .seg           |
| 4650       | The .cqt Service Level Indicator cannot be populated with F = Full-Service, when the .seg Segment ID associated to the piece has the Detached Mailing Label Indicator populated with A = Detached Address Label.   | Full-Service pieces are not eligible to claim DAL lines.  | .cqt           |
| 4651       | Referential Integrity Error: The total number of copies from all .pdr/.pbc records must equal the .cqt Number of Copies for the corresponding CQT DB ID {1}.   | Correct the .pdr/.pbc records to match the .cqt Number of Copies for the corresponding CQT DB ID.   | Multiple files |
| 4660       | When the .mpu Rate Schedule is P = Commercial Plus, the .mpa Permit Number provided must be approved for commercial plus pricing.  | Update the .mpa Permit Number to an approved commercial plus pricing permit.  | .mpu           |
| 4666       | When the .cpt Periodical Ad% Treatment is populated with B or S the Ad % Basis must be populated with a value greater than zero.   | Populate the Ad % Basis with a value greater than zero.   | .cpt           |
| 4676       | Total Outside-County copies of this publication issue mailed from all mailing offices must be under 5,000 when the .mpu Rate Type is Y = Regular Limited Circulation or W = Science of Agriculture Limited Circulation.  | Do not claim more than 4,999 outside-count copies of a single publication when using .mpu Rate Type of Y = Regular Limited Circulation or W = Science of Agriculture Limited Circulation. | .mpu           |
| 4678       | The .sfr Service Type claimed was {1}. The .sfr Service Type must contain B = USPS Tracking, E = Insured, H = Return Receipt (Electronic), HM = Return Receipt (Form 3811), PP = Picture Permit Imprint, HZ = Hazardous Material, E2 = Insurance Restricted Delivery, or G = Return/Receipt/Merchandise when the .mpu Mail Piece Unit – Class is 3 = Std Mail and the .mpu Mail Piece Unit – Rate Type is N = Nonprofit. | Populate the .sfr Service Type with B, E, H, HM, PP, HZ, E2, or G when the .mpu Mail Piece Unit – Class is 3 = Std Mail and the .mpu Mail Piece Unit – Rate Type is N = Nonprofit.        | .sfr           |
| 4681       | The .mpa Postage Payment Method cannot be populated with S = Stamp when the .mpu Mail Piece Unit – Class is populated with 4 = Pkg Services.   | Populate the .mpa Postage Payment Method with a valid value.  | .mpa           |
| 4686       | .csm Parent Container Reference ID {1} must be referenced by either all linked or all unlinked containers through the .csm Included in Other Documentation field.  | Update the .csm Included in Other Documentation field to be all linked (O, L, I) or all unlinked (blank) for the parent container.  | .csm           |
| 4690       | Job ID is a required field in the .rmr file.   | Populate the .rmr Job ID field.   | .rmr           |
| 4691       | RMR ID is a required field in the .rmr file.   | Populate the .rmr RMR ID field.   | .rmr           |
| 4692       | Date Data Type Error: Date Start must be a valid numeric value formatted as YYYYMMDD in the .rms file.   | Populate the .rms Date Start field with a valid numeric value formatted as YYYYMMDD.  | .rms           |
| 4693       | Date Data Type Error: Date End must be a valid numeric value formatted as YYYYMMDD in the .rms file.   | Populate the .rms Date End field with a valid numeric value formatted as YYYYMMDD.  | .rms           |
| 4694       | Referenceable Mail Record Value is a required field in the .rmr file.  | Populate the .rmr Referenceable Mail Record Value field.  | .rmr           |
| 4695       | The .rmr RMR Template Code field must be populated with an alphabetic value (A-Z).   | Populate the .rmr RMR Template Code field with an alphabetic value (A-Z).   | .rmr           |

| Error Code | Mail.dat Client Error Message  | Action  | Error Location |
|------------|--|---|----------------|
| 4696       | For Full-Service Processing, the .cqt Simplified Address Indicator cannot be M = EDDM Mixed (Residential and Business), R = EDDM Residential-only, B = EDDM Business-only, or Y = Yes Simplified Address.  | Update the .cqt Simplified Address Indicator.   | .cqt           |
| 4697       | The .cpt Component – Weight field must be populated with a value that is less than or equal to 4.4.lbs when the .mpu Mail Piece Unit – Class field is populated with 2 = Periodicals or 5 = Per Pending, the .mpu Mail Piece Unit – Processing Category field is populated with FL = Flats, the .cqt Rate Category is E = 5 Digit and the .mpu Flat Machinability field is populated with U = Machinable on USFM 1000. | Populate the .cpt Component – Weight field with a value that is less than or equal to 4.4.lbs when the .mpu Mail Piece Unit – Class field is populated with 2 or 5, the .mpu Mail Piece Unit – Processing Category field is populated with FL = Flats, the .cqt Rate Category is E = 5 Digit and the .mpu Flat Machinability field is populated with U. | Multiple Files |
| 4698       | The value provided for the .rmr RMR Record Status field was {1}; it must contain O = Original, D = Delete, I = Insert, or U = Update.  | Populate the .rmr RMR Record Status field with O, D, I or U.  | .rmr           |
| 4699       | There can be no characters after the .rmr Closing Character field.   | Remove all characters after the .rmr Closing Character field.   | .rmr           |
| 4700       | The .rmr Closing Character value provided was {1}; it must contain # sign.   | Populate the .rmr Closing Character field with #.   | .rmr           |
| 4701       | Referential Integrity Error: There cannot be duplicate primary keys in the .rmr file (Job ID, RMR ID, RMR ID Type, RMS ID and RMR Content Type).   | Populate the .rmr Job ID, RMR ID, RMR ID Type, RMS ID and RMR Content Type fields with unique values in the .rmr file.  | .rmr           |
| 4702       | The .rmr RMR Record Status field does not match the .hdr Referencable Mail Record File Status.   | Populate the .rmr RMR Record Status field with the same value that is populated in the .hdr Referencable Mail Record File Status field.   | Multiple Files |
| 4703       | The .rmr RMR ID Type is a required field and must be populated with P = PDR, B = PBC, or C = CPT.  | Populate the .rmr RMR ID Type field with P, B, or C.  | .rmr           |
| 4704       | The .rmr RMR Content Type is a required field and must be populated with A = Content Type A, B = Content Type B, C = Content Type C, D = Content Type D, or O = Opt Out the piece identified wishes to NOT be included in Real Mail.   | Populate the .rmr RMR Content Type field with A, B, C, D, or O.   | .rmr           |
| 4705       | The number of records loaded into PostalOne! for the {1} file does not match the record count within the .hdr file. Expected: [2] Actual: [3]  | Please contact PostalOne! application support for assistance.   | Multiple Files |
| 4706       | When the .rmr RMR ID Type is P = PDR or B = PBC and the .rmr RMR Content Type is O = Opt Out the piece identified wishes to NOT be included in Real Mail, no additional .rmr RMR Content Types can be claimed on the same .rmr RMR ID.   | Update the .rmr RMR ID to no longer claim .rmr Content Type of O and any additional Content Type.   | .rmr           |
| 4707       | The .rmr Job ID field does not match the .hdr Job ID field.  | Populate the .rmr Job ID field with the same value that is populated in the .hdr Job ID field.  | Multiple Files |
| 4708       | The .hdr Referencable Mail Record Count field must match the record count of the Referencable Mail Record File.  | Populate the .hdr Referencable Mail Record Count with a value that is equal to the record count of the Referencable Mail Record File.   | Multiple Files |

| <b>Error Code</b> | <b>Mail.dat Client Error Message</b>   | <b>Action</b>   | <b>Error Location</b> |
|-------------------|--|---|-----------------------|
| 4709              | Required Field Missing: Referenceable Mail Record Count is a required field in the .hdr file.  | Populate the .hdr Referenceable Mail Record Count field.  | .hdr                  |
| 4710              | Required Field Missing: Referenceable Mail Record Status is a required field in the .hdr file.   | Populate the .hdr Referenceable Mail Record Status field.   | .hdr                  |
| 4711              | Numeric Data Type Error: Referenceable Mail Record Count must be a numeric value in the .hdr file.   | Populate the .hdr Referenceable Mail Record Count field with a numeric value.   | .hdr                  |
| 4712              | The .hdr Referenceable Mail Record Status field value provided was {1}; it must contain O = Original, N = None Transmitted, D = Delete Entire File, C = Change Individual Records, or U = Update Individual Records.   | Populate the .hdr Referenceable Mail Record Status field with O = Original, N = None, D = Delete, C = Change, U = Update.   | .hdr                  |
| 4714              | When the .rmr RMR ID Type is B = PBC, the .rmr RMR ID must correspond to a PBC Unique ID in the .pbc file and the .pbc Barcode must be populated.  | Update the .rmr RMR ID field to match the .pbc file and ensure the .pbc Barcode is populated.   | Multiple Files        |
| 4715              | When the .rmr RMR ID Type is P = PDR, the .rmr RMR ID must correspond to a Piece ID in the .pdr file and the .pdr IM Barcode must be populated.  | Update the .rmr RMR ID field to match the .pdr file and ensure .pdr IM Barcode is populated.  | Multiple Files        |
| 4716              | When the .rmr RMR ID Type is C = CPT, the .rmr RMR ID must correspond to a Component ID in the .cpt file.  | Update the .rmr RMR ID field to match the .cpt file.  | Multiple Files        |
| 4719              | A Handling Unit (.csm Container Types S = Sack, 1 = #1 Sack, 2 = #2 Sack, 3 = #3 Sack, 4 = 01 V Sack, 5 = 03 V Sack, O = 1 Tray, T = 2 Tray, E = EMM Tray, F = Flat Tub, L = Logical Tray, V = Virtual Sack) cannot be nested on another Handling Unit (through population of .csm Parent Container ID). | Update nesting to no longer include a Handling Unit nested on another Handling Unit.  | .csm                  |
| 4720              | All nested containers (which have .csm Parent Container ID populated) must have the same .csm Postage Statement Mailing Date of their parent.  | Update the .csm Postage Statement Mailing Date of the nested containers to match the date of their parent.  | .csm                  |
| 4728              | The .sfr Service Type claimed {1} is invalid for the corresponding .mpu Mail Piece Unit – Class {2}, .mpu Mail Piece Unit – Processing Category {3}, .mpu Mail Piece Unit – Rate Type {4}, and .cqt Rate Category {5}.   | Update eDoc to claim a valid .sfr Service Type.   | Multiple Files        |
| 4729              | The permit provided was: .mpa – Permit Number {1}, .mpa – Permit ZIP+4 {2}. Shipping Products Permits are not allowed for the combination .mpu – Mail Piece Unit – Class {3} and .mpu – Mail Piece Unit – Processing Category {4} provided.  | Use a non-Shipping Products permit.   | Multiple Files        |
| 4730              | When the .rms file is present, either the corresponding .csm Referenceable Mail Start Date or the .rms Start Date must be populated.   | Populate either the corresponding .csm Referenceable Mail Start Date or the .rms Start Date.  | Multiple Files        |
| 4731              | When the .rms file is present, either the corresponding .csm Referenceable Mail End Date or the .rms End Date must be populated.   | Populate either the corresponding .csm Referenceable Mail End Date or the .rms End Date.  | Multiple Files        |
| 4732              | All .csm Container IDs correlating to a single .cpt Component ID must have the same .csm Referenceable Mail Start Date when populated if no barcode data is provided.  | Ensure all .csm Container IDs correlating to a single .cpt Component ID have the same .csm Referenceable Mail Start Date when populated if no barcode data is provided. | Multiple Files        |

| <b>Error Code</b> | <b>Mail.dat Client Error Message</b>   | <b>Action</b>   | <b>Error Location</b> |
|-------------------|--|---|-----------------------|
| 4733              | All .csm Container IDs correlating to a single.cpt Component ID must have the same .csm Referenceable Mail End Date when populated if no barcode data is provided.   | Ensure all .csm Container IDs correlating to a single .cpt Component ID have the same .csm Referenceable Mail End Date when populated if no barcode data is provided. | Multiple Files        |
| 4752              | Null response found when validating origin data for the .oci record. Verify the following fields: Container Exists: {1}, Display Container ID matches: {2}, Original Label IM Container or IM Tray Barcode matches: {3}, Segment ID matches: {4}, Postage Statement Finalized: {5}, Container previously consolidated: {6}, Included In Other Documentation: {7}, eDoc Sender CRID: {8}, Verification Facility ZIP: {9}. | Verify the .oci origin data.  | .oci                  |
| 4753              | Required Field Missing: Referenceable Mail Summary Record Count is a required field in the .hdr file.  | Populate the .hdr Referenceable Mail Summary Record Count field.  | .hdr                  |
| 4754              | Required Field Missing: Referenceable Mail Summary Status is a required field in the .hdr file.  | Populate the .hdr Referenceable Mail Summary Status field.  | .hdr                  |
| 4755              | Data Type Error: Referenceable Mail Summary Record Count must be a numeric value in the .hdr file.   | Populate the .hdr Referenceable Mail Summary Record Count field with a numeric value.   | .hdr                  |
| 4756              | The .hdr Referenceable Mail Summary Status field value provided was {1}; it must contain O = Original, N = Non Transmitted, D = Delete Entire File, C = Change Individual Records, or U = Update Individual Records.   | Populate the .hdr Referenceable Mail Summary Status field with O = Original, N = None, D = Delete, C = Change, U = Update.  | .hdr                  |
| 4757              | The value provided for the .rms RMS Record Status field was {1}; it must contain O = Original, D = Delete, I = Insert, or U = Update.  | Populate the .rms RMS Record Status field with O, D, I or U.  | .rms                  |
| 4758              | There can be no characters after the .rms Closing Character field.   | Remove all characters after the .rms Closing Character field.   | .rms                  |
| 4759              | The .rms Closing Character value provided was {1}; it must contain # sign.   | Populate the .rms Closing Character field with #.   | .rms                  |
| 4760              | When submitting a tray-based copalletization consolidator submission, the .csm Postage Statement Mailing Date is required.   | Populate the .csm Postage Statement Mailing Date.   | .csm                  |
| 4761              | The .rms Campaign Serial Grouping field must be populated with C.  | If populated the .csm Campaign Serial Grouping field must be C.   | .rms                  |
| 4762              | Job ID is a required field in the .rms file.   | Populate the .rms Job ID field.   | .rms                  |
| 4763              | RMS ID is a required field in the .rms file.   | Populate the .rms RMS ID field.   | .rms                  |
| 4764              | Campaign Title is a required field in the .rms file.   | Populate the .rms Campaign Title field.   | .rms                  |
| 4765              | The .rms Campaign Code field is a required field in the .rms file.   | Populate the .rms Campaign Code field.  | .rms                  |
| 4766              | The .rms Display Name is a required field and must be populated with an alphanumeric value.  | Populate the .rms Display Name with an alphanumeric value.  | .rms                  |
| 4767              | The .rms Job ID field does not match the .hdr Job ID field.  | Populate the .rms Job ID field with the same value that is populated in the .hdr Job ID field.  |                       |

| <b>Error Code</b> | <b>Mail.dat Client Error Message</b>   | <b>Action</b>   | <b>Error Location</b> |
|-------------------|--|---|-----------------------|
| 4768              | The .csm Container Type is {1}. When the .cqt Rate Category is FI = Reserved* or FJ = Reserved* and the .cqt Destination Entry is not P = Reserved, the corresponding .csm container type must be A = EIRS 61P – Hamper, Large Plastic, C = EIRS 84C – Collapsible Wire Container, D = EIRS 68 – Eastern Region Mail Container w/Web Door, G = EIR 66 – General Purpose Mail Container w.Gate, H = EIRS 61 – Hamper, Large Canvas, M = Logical Pallet, P = Pallet, R = EIRS 84 – Wire Container Rigid, or Z = User Pallet. | Populate the .csm Container Type with A, C, D, G, H, M, P, R, or Z.<br>*FSS Rate Categories remain valid only before Price Change Date                  | .csm                  |
| 4769              | The .hdr Referenceable Mail Summary Record Count field must match the record count of the Referenceable Mail Summary file.   | Populate the .hdr Referenceable Mail Summary Record Count with a value that is equal to the record count of the Referenceable Mail Summary Record File. | Multiple Files        |
| 4770              | The RMS ID field in the .rmr file must match an RMS ID field in the .rms file.   | Populate the .rmr RMS ID to match the .rms RMS ID.  | Multiple Files        |
| 4771              | When an .rms file is submitted the .rmr file must be present.  | Include an .rmr file in the mailing.  | Multiple Files        |
| 4772              | When an .rmr file is submitted the .rms file must be present.  | Include an .rms file in the mailing.  | Multiple Files        |
| 4773              | Referential Integrity Error: The .rmr CQT Database ID does not match the corresponding .pbc CQT Database ID for the piece.   | Populate the .rmr CQT Database ID with a value that matches the .pbc CQT Database ID field for the piece.   | Multiple Files        |
| 4774              | Referential Integrity Error: The .rmr CQT Database ID does not match the corresponding .pdr CQT Database ID for the piece.   | Populate the .rmr CQT Database ID with a value that matches the .pdr CQT Database ID field for the piece.   | Multiple Files        |
| 4775              | When the .rmr RMR ID Type is populated with P = PDR or B = PBC the .rmr CQT Database ID field is required.   | Populate the .rmr CQT Database ID field when the .rmr RMR ID Type is populated with P or B.   | Multiple Files        |
| 4777              | For Full-Service Processing, the .csm Scheduled Ship Date field is required when the .csm USPS Pick Up field is populated with Y = Yes. The value provided was {1}.  | Populate the .csm Scheduled Ship Date field when the .csm USPS Pick Up field is Y.  | .csm                  |
| 4778              | Required Field Missing: Referenceable Mail Barcode Record Count is a required field in the .hdr file.  | Populate the .hdr Referenceable Mail Barcode Record Count field.  | .hdr                  |
| 4779              | Required Field Missing: Referenceable Mail Barcode Status is a required field in the .hdr file.  | Populate the .hdr Referenceable Mail Barcode Status field.  | .hdr                  |
| 4780              | Data Type Error: Referenceable Mail Barcode Record Count must be a numeric value in the .hdr file.   | Populate the .hdr Referenceable Mail Barcode Record Count field with a numeric value.   | .hdr                  |
| 4781              | The .hdr Referenceable Mail Barcode Status field value provided was {1}; it must contain O = Original, N = Non Transmitted, D = Delete Entire File, C = Change Individual Records, or U = Update Individual Records.   | Populate the .hdr Referenceable Mail Barcode Status field with O = Original, N = None, D = Delete, C = Change, U = Update.                              | .hdr                  |
| 4782              | When the .hdr Mail.dat Presentation Category is populated with I = Informed Delivery, only the .hdr, .rms, and .rmb files must be provided.  | Provide only the .hdr, .rms, and .rmb files.  | Multiple Files        |



| <b>Error Code</b> | <b>Mail.dat Client Error Message</b>   | <b>Action</b>   | <b>Error Location</b> |
|-------------------|--|---|-----------------------|
| 4785              | For .hdr File Processing, the Mail.dat Presentation Category is populated with an invalid value; the .hdr Mail.dat Presentation Category must be populated with I = Informed Delivery when the .rmb file is provided.              | Update the .hdr Presentation Category to I = Informed Delivery.   | Multiple Files        |
| 4787              | The value provided for the .rmb RMB Record Status field was {1}; it must contain O = Original, D = Delete, I = Insert, or U = Update.  | Populate the .rmb RMB Record Status field with O, D, I or U.  | .rmb                  |
| 4788              | There can be no characters after the .rmb Closing Character field.   | Remove all characters after the .rmb Closing Character field.   | .rmb                  |
| 4789              | The .rmb Closing Character value provided was {1}; it must contain # sign.   | Populate the .rmb Closing Character field with #.   | .rmb                  |
| 4790              | Referential Integrity Error: There cannot be duplicate primary keys in the .rmb file (Job ID, RMS ID, Barcode, and RMB Content Type).  | Populate the .rmb Job ID, RMS ID, Barcode, and RMB Content Type fields with unique values in the .rmb file.                             | .rmb                  |
| 4791              | The .rmb RMB Content Type is a required field and must be populated with A = Content Type A, B = Content Type B, C = Content Type C, D = Content Type D, or O = Opt Out the piece identified wish to NOT be included in Real Mail. | Populate the .rmb RMB Content Type field with A, B, C, D, or O.   | .rmb                  |
| 4792              | Job ID is a required field in the .rmb file.   | Populate the .rmb Job ID field.   | .rmb                  |
| 4793              | RMS ID is a required field in the .rmb file.   | Populate the .rmb RMS ID field.   | .rmb                  |
| 4794              | Referenceable Mail Barcode Value is a required field in the .rmb file.   | Populate the .rmb Referenceable Mail Barcode Value field.   | .rmb                  |
| 4795              | Barcode is a required field in the .rmb file.  | Populate the .rmb Barcode field.  | .rmb                  |
| 4796              | For Informed Delivery processing, the .rmb Barcode field must be populated with a 20, 25, 29, or 31 character value.   | Populate the .rmb Barcode field a 20, 25, 29, or 31 character value.  | .rmb                  |
| 4797              | The .rmb Job ID field does not match the .hdr Job ID field.  | Populate the .rmb Job ID field with the same value that is populated in the .hdr Job ID field.  | Multiple Files        |
| 4798              | The .hdr Referencable Mail Barcode Count field must match the record count of the Referencable Mail Barcode File.  | Populate the .hdr Referencable Mail Barcode Count with a value that is equal to the record count of the Referencable Mail Barcode File. | Multiple Files        |
| 4799              | The .rmb RMB Record Status field does not match the .hdr Referenceable Mail Barcode Status.  | Populate the .rmb RMB Record Status field with the same value that is populated in the .hdr Referenceable Mail Barcode Status field.    | Multiple Files        |
| 4800              | When the .rmb RMR Content Type is O = Opt Out the piece identified wish to NOT be included in Real Mail, no additional .rmb RMB Content Types can be claimed on the same Barcode.  | Update the .rmb to no longer claim RMB Content Type of O and any additional Content Type.   | .rmb                  |
| 4801              | The RMS ID field in the .rmb file must match a RMS ID field in the .rms file.  | Populate the .rmb RMS ID to match the .rms RMS ID.  | Multiple Files        |
| 4802              | When the .hdr Mail.dat Presentation Category is populated with I = Informed Delivery, Mail.dat version {1} may not be submitted with an .RMS Date Start before {2}.  | Do not attempt to submit a Mail.dat version {1} mailings with an .RMS Date Start prior to {2}.  | Multiple Files        |
| 4803              | When the .hdr Mail.dat Presentation Category is populated with I = Informed Delivery, the .rms Date Start must be provided.  | Provide the .rms Date Start.  | .rms                  |



| <b>Error Code</b> | <b>Mail.dat Client Error Message</b>  | <b>Action</b>  | <b>Error Location</b> |
|-------------------|---|--|-----------------------|
| 4804              | When the .hdr Mail.dat Presentation Category is populated with I = Informed Delivery, the .rms Date End must be provided.   | Provide the .rms Date End.   | .rms                  |
| 4805              | Referential Integrity Error: There cannot be duplicate primary keys in the .rms file (Job ID, RMS ID).  | Populate the .rms Job ID and RMS ID fields with unique values in the .rms file.  | .rms                  |
| 4806              | All records for a single .rmr RMR ID must reference a single .rmr RMS ID.   | Populate the same .rmr RMS ID for all records.   | .rmr                  |
| 4807              | The .rms RMS Record Status field does not match the .hdr Referenceable Mail Summary Status.   | Populate the .rms RMS Record Status field with the same value that is populated in the .hdr Referenceable Mail Summary Status field.   | Multiple Files        |
| 4808              | Primary Key of the .rms file cannot be updated.   | Do not update the primary key.   | .rms                  |
| 4809              | Primary Key of the rmb file cannot be updated.  | Do not update the primary key.   | .rmb                  |
| 4810              | When an .rmr or an .rms file is submitted in the mailing, only Mail.dat Version 17-2 or later can be used.  | Update the Mail.dat version.   | Multiple Files        |
| 4811              | RMS ID is a required field in the .rmr file.  | Populate the .rmr RMS ID field.  | .rmr                  |
| 4813              | The .csm Postage Mailing Date cannot be before {1} for BPM Comail submissions.  | Submit BPM Comail after the price change date.   | .csm                  |
| 4814              | The .mpu Mail Piece Unit - Weight field must be populated with a value that is less than or equal to 24 oz when the .seg Class Defining Preparation is 6 = Std/Bound Printed Matter/Periodicals Co-Mailings, the .mpu Mail Piece Unit - Class is 4 = Pkg Services, and the .mpu Mail Piece Unit - Rate Type field is populated with B = Bound Printed Matter. | Populate the .mpu Mail Piece Unit - Weight field with a value that is less than or equal to 24 oz.   | Multiple Files        |
| 4815              | The .cqt Destination Entry field must be populated with S = DSCF or D = DDU when multiple .mpu Mail Piece Unit - Classes, including 4 = Pkg Services, exist within a single container. The value provided was {1}.  | Populate the .cqt Destination Entry with S = DSCF or D = DDU.  | Multiple Files        |
| 4816              | The .cqt Rate Category field value provided must contain D or N when the .mpu Mail Piece Unit - Class field is populated with 4 (Pkg Services) and the .seg Class Defining Preparation field is populated with 6 (Std/Bound Printed Matter/Periodicals Co-Mailings).  | Populate the .cqt Rate Category field with D or N when the .mpu Mail Piece Unit - Class field is populated with 4 and the .seg Class Defining Preparation field is populated with 6.                 | Multiple Files        |
| 4817              | The value provided for the .mpa Postage Payment Option must contain C = CPP, V = PVDS, T = CAPS, or D = Debit when the .mpu Mail Piece Unit - Class field is populated with 4, .mpu Mail Piece Unit - Rate Type field is populated with B and the .seg Class Defining Preparation field is populated with 6.  | Populate the .mpa Postage Payment Option field with V, C, T, or D when the .mpu Mail Piece Unit - Class field is populated with 4 and the .seg Class Defining Preparation field is populated with 6. | Multiple Files        |
| 4818              | The value provided for the .cpt Component - Rate Type field must contain B = Bound Printed Matter when the .mpu Mail Piece Unit - Class field is populated with 4 = Pkg Services and the .seg Class Defining Preparation field is populated with 6 = Std/Bound Printed Matter/Periodicals Co-Mailings.  | Populate the .cpt Component - Rate Type field with B when the .mpu Mail Piece Unit - Class field is populated with 4 and the .seg Class Defining Preparation field is populated with 6.              | Multiple Files        |

| <b>Error Code</b> | <b>Mail.dat Client Error Message</b>  | <b>Action</b>   | <b>Error Location</b> |
|-------------------|---|---|-----------------------|
| 4819              | The .mpu Mail Piece Unit - Rate Type field must contain B = Bound Printed Matter when the .mpu Mail Piece Unit - Class field is populated with 4 = Pkg Services and the .seg Class Defining Preparation field is populated with 6=Std/Bound Printed Matter/Periodicals Co-Mailings.   | Populate the .mpu Mail Piece Unit - Rate Type field with B when the .mpu Mail Piece Unit - Class field is populated with 4 and the .seg Class Defining Preparation field is populated with 6. | Multiple Files        |
| 4820              | .seg Class Defining Preparation of 6 = Std/Periodical Co-Mailings is not allowed when the .pqt Combo-Pack ID is populated.  | Do not populate .pqt Combo-Pack ID.   | Multiple Files        |
| 4821              | Populating .csm Included In Other Documentation is not allowed when the .pqt Combo-Pack ID is populated.  | Do not populate .csm Included In Other Documentation when .pqt Combo-Pack ID is populated.  | Multiple Files        |
| 4822              | When the .pqt Combo-Pack ID is populated for .mpu Mail Piece Unit - Class of 2 = Periodicals or 5 = Per Pending, each Mail Piece Unit ID must only be associated with multiple Component IDs within the .mcr file when those components are not Periodicals or are Periodicals with .cpt Component - Rate Type H = Per Ride-Along and Z - Included, part of host postage.   | Update .mpu Mail Piece Unit ID.   | Multiple Files        |
| 4823              | When the .pqt Combo-Pack ID is populated for .mpu Mail Piece Unit - Class of 2 = Periodicals, each .mpu Mail Piece Unit ID must only have one .mpa USPS Publication Number.   | Update .mpa USPS Publication Number.  | Multiple Files        |
| 4825              | When the .pqt Combo-Pack ID is populated for .mpu Mail Piece Unit - Class of 2 = Periodicals or 5 = Per Pending, the .pqt Number of Pieces must be greater than or equal to 1 only on the CQT Database ID which has the highest .cpt Component - Periodical Ad Percentage and has .cpt Component - Rate Type of R = Regular.  | Update .pqt Number of Pieces.   | Multiple Files        |
| 4826              | When the .pqt Combo-Pack ID is populated for .mpu Mail Piece Unit - Class of 2 = Periodicals or 5 = Per Pending, the sum of the .cpt Component - Weight for each unique .pqt Combo-Pack ID + .pqt Package ID + .csm Container ID must be less than or equal to 16 oz.   | Update .cpt Component - Weight.   | Multiple Files        |
| 4827              | When the .pqt Combo-Pack ID is populated for .mpu Mail Piece Unit - Class of 2 = Periodicals or 5 = Per Pending, the .mpu Mail Piece Unit - Processing Category field is populated with FL = Flats and the .mpu Flat Machinability field is populated with Y = Machinable on ASFM 100, the sum of the .cpt Component - Weight for each unique .pqt Combo-Pack ID + .pqt Package ID + .csm Container ID must be less than or equal to 24 oz. | Update .cpt Component - Weight.   | Multiple Files        |
| 4828              | When the .pqt Combo-Pack ID is populated for .mpu Mail Piece Unit - Class of 2 = Periodicals or 5 = Per Pending, the .pdr CQT Database ID must be populated with the CQT Database ID that has .cqt Number of Pieces populated with the piece.   | Update .pdr CQT Database ID.  | Multiple Files        |

| Error Code | Mail.dat Client Error Message   | Action  | Error Location |
|------------|---|---|----------------|
| 4829       | When the .pqt Combo-Pack ID is populated for .mpu Mail Piece Unit - Class of 2 = Periodicals or 5 = Per Pending, the .pbc CQT Database ID must be populated with the CQT Database ID that has .cqt Number of Pieces populated with the piece. | Update .pbc CQT Database ID.  | Multiple Files |
| 4852       | When the .mpu Mail Piece Unit - Class is 2 = Periodicals, the .mpu Mail Piece Unit - Processing Category is LT = Letter, and the .csm Tray Preparation Type is L = Loose, the .cqt Rate Category cannot be L5 = ADC or L6 = MxADC.            | Update .csm Tray Preparation Type.  | Multiple Files |
| 4854       | Package Id {1} with Package Level {2} failed conversion to bundle level available in outside-county Bundle Prices.  | Populate Mail.dat fields according to PostalOne! Technical Specification to map to lines correctly. | .pqt           |
| 4855       | Container Id {1} with Container Level {2} failed conversion to container level available in outside-county Bundle Prices or Outside-county Container Sack/Tray or Pallet Prices.  | Populate Mail.dat fields according to PostalOne! Technical Specification to map to lines correctly. | .csm           |
| 4856       | Container Id {1} Entry Point for Entry Discount - Facility Type {2} failed conversion to Entry available in outside-county Container Sack/Tray or Pallet Prices.  | Populate Mail.dat fields according to PostalOne! Technical Specification to map to lines correctly. | .csm           |
| 4857       | .rmr RMR Content Types A = Ride-Along Image URL and B = Ride-Along Image Target URL are required for Informed Delivery campaigns.   | Include .rmr RMR Content Types A and B.   | .rmr           |
| 4858       | .rmb RMB Content Types A = Ride-Along Image URL and B = Ride-Along Image Target URL are required for Informed Delivery campaigns.   | Include .rmb RMB Content Types A and B.   | .rmb           |
| 4859       | .rmr RMR Content Type of C = Replace Image URL is required for Informed Delivery campaigns when the .mpu Mail Piece Unit - Processing Category is FL = Flat.  | Include .rmr RMR Content Type C.  | Multiple Files |
| 4860       | When the .pqt Combo-Pack ID is populated for .mpu Mail Piece Unit - Class of 5 = Per Pending, each .mpu Mail Piece Unit ID must only have one .mpa Permit Number.   | Update .mpa Permit Number.  | Multiple Files |
| 4861       | When the .pqt Combo-Pack ID is populated for .mpu Mail Piece Unit - Class of 2 = Periodicals or 5 = Per Pending, the .mpu Processing Category must be populated with a unique value.  | Update .mpu Processing Category.  | Multiple Files |

**Table 9-2 Mail.dat Client Error Messages**

### 9.3 Mail.dat Client Warning Messages

This is a list of all the possible Mail.dat Client file validation warning messages from the Mail.dat Client. These will display in the Mail.dat client but will not reject the job.

| Error Code | Mail.dat Client Warning Message | Action | Error Location |
|------------|---------------------------------|--------|----------------|
|------------|---------------------------------|--------|----------------|

| Error Code | Mail.dat Client Warning Message  | Action   | Error Location |
|------------|--|--|----------------|
| 0579       | For Full-Service Processing, the .csm Scheduled Induction Start Date field is required when the .csm CSA Agreement ID is populated, .csm USPS Pick Up field is populated with N = No, .csm Entry Point for Entry Discount – Facility Type field is populated with O = Origin or T = Orig(T-Hub Sq), and .csm Container Status field is populated with R = Ready to pay or T = Transportation Information Update. The value provided was {1}. | Populate the .csm Scheduled Induction Start Date field when the .csm CSA Agreement ID is populated, .csm USPS Pick Up field is populated with N, .csm Entry Point for Entry Discount – Facility Type field is populated with O or T, and .csm Container Status field is populated with R or T. | .csm           |
| 0580       | For Full-Service Processing, the .csm Scheduled Induction Start Time field is required when the .csm CSA Agreement ID is populated, .csm USPS Pick Up field is populated with N = No, .csm Entry Point for Entry Discount – Facility Type field is populated with O = Origin or T = Orig(T-Hub Sq), and .csm Container Status field is populated with R = Ready to pay or T = Transportation Information Update. The value provided was {1}. | Populate the .csm Scheduled Induction Start Time field when the .csm CSA Agreement ID is populated, .csm USPS Pick Up field is populated with N, .csm Entry Point for Entry Discount – Facility Type field is populated with O or T, and .csm Container Status field is populated with R or T. | .csm           |
| 0587       | For Full-Service Processing, at least one of the following fields must be populated when the .pdr file is submitted: .mpa Mail Owner's Lcl Permit Ref Num/Int'l Bill Num, .mpa CRID of Mail Owner, .mpa Mailer ID of Mail Owner, .cpt Mailer ID of Mail Owner, .cpt CRID of Mail Owner, or .mpa USPS Publication Number. The value provided was {1}.   | Populate one of the following fields when the .pdr file is submitted for Full-Service mailings: .mpa CRID of Mail Owner, .mpa Mailer ID of Mail Owner, .cpt Mailer ID of Mail Owner, .cpt CRID of Mail Owner, or .mpa USPS Publication Number.   | Multiple       |
| 0588       | For Full-Service Processing, at least one of the following fields must be populated when the .pdr file is submitted for Full-Service: .mpa CRID of Mail Preparer or .mpa Mailer ID of Mail Preparer.   | Populate either the .mpa CRID of Preparer field or the .mpa Mailer ID of Preparer field when the .pdr file is submitted for Full-Service mailings.   | Multiple       |
| 0729       | Date Data Type Error: Scheduled Induction Start Date must be a valid numeric value formatted as YYYYMMDD in the .csm file  | Populate the .csm Scheduled Induction Start Date field with a valid numeric value formatted as YYYYMMDD.   | .csm           |
| 2614       | Alphanumeric Data Type Error: The .csm Scheduled Induction Start Time must be populated with an alphanumeric value formatted as HH:MM (when populated).  | Populate the .csm Scheduled Induction Start Time field with an alphanumeric value formatted as HH:MM.  | .csm           |
| 3516       | The .csm Entry Point – Actual/Delivery Locale Key field must be populated with an alphanumeric value and must contain "ORIGIN" when the Entry Point for Entry Discount – Facility Type field is populated with O = Origin or H = Tran Hub.   | Populate the .csm Entry Point – Actual/Delivery – Locale Key field with an alphanumeric value and ORIGIN when the Entry Point for Entry Discount – Facility Type field is populated with O or H.   | .csm           |
| 3753       | For Full-Service mailings, the .csm Scheduled Induction Start Date field must be populated when the .csm Entry Point for Entry Discount – Facility Type field is populated with D=DDU. The value provided was {1}.   | Populate the .csm Scheduled Induction Start Date field when the .csm Entry Point for Entry Discount – Facility Type field is populated with D.   | .csm           |
| 3966       | For Full-Service Processing, the .csm Scheduled Induction Start Date field must be within 30 days of the past or present of the .csm Postage Statement Mailing Date.   | Populate the .csm Scheduled Induction Start Date field with a date that is within 30 days of the past or present of the .csm Postage Statement Mailing Date field.   | .csm           |

| Error Code | Mail.dat Client Warning Message   | Action   | Error Location |
|------------|---|--|----------------|
| 3985       | Required Field Missing: Scheduled Induction Start Date is a required field in the .csm file when Scheduled Induction Start Time is present.   | Populate the .csm Scheduled Induction Start Date field when the .csm Scheduled Induction Start Time field is populated.  |                |
| 4010       | When .csm Container Status is populated with T=Transportation Info Update, the only .csm fields that can be updated are the IM Container or Tray Barcode, 10-Character Container Barcode, Container ID, Reservation Number, FAST Scheduler ID, Scheduled Induction Start Date, Scheduled Induction Start Time, Scheduled Ship Date, Scheduled Ship Time, CSA Separation ID, USPS Pick Up, FAST Content ID, Entry Point – Actual/Delivery Locale Code, Entry Point – Actual/Delivery Postal Code, Stop Designator, Truck Or Dispatch Number, eInduction Indicator, and Accept Misshipped fields. | Verify that only the .csm IM Container or Tray Barcode, 10-Character Container Barcode, Container ID, Reservation Number, FAST Scheduler ID, Scheduled Induction Start Date, Scheduled Induction Start Time, Scheduled Ship Date, Scheduled Ship Time, CSA Trip ID, USPS Pick Up, FAST Content ID, Entry Point – Actual/Delivery Locale Code, Entry Point – Actual/Delivery Postal Code, Stop Designator, Truck Or Dispatch Number, eInduction Indicator, and Accept Misshipped fields are updated when the .csm Container Status field is populated with T. | .csm           |
| 4128       | The value provided for The .csm Entry Point – Actual / Delivery – Locale Key field was {1}; it must contain “LOC” followed by 6 alphanumeric characters when the .csm Container Status field is populated with T = Transportation Information Update, the .csm Entry Point for Entry Discount – Facility Type field is populated with O = Origin, K = Origin NDC, L = Origin ASF, J = Origin ADC, C = Origin SCF, Q = Origin AMF, or E = Origin DU and the .seg Full-Service Participation Indicator field is populated with F = Full Service Option or M = Mixed (Basic and Full Mixed).       | Populate the .csm Entry Point – Actual / Delivery – Locale Key field with “LOC” followed by 6 alphanumeric characters when the .csm Container Status field is populated with T, the .csm Entry Point for Entry Discount – Facility Type field is populated with O, K, L, J, C, Q, or E and the .seg Full-Service Participation Indicator field is populated with F or M.   | Multiple       |
| 4149       | The value provided for The .csm Entry Point for Entry Discount – Facility Type field was {1}; it must contain A = ASF, B = DNDC, M = Dest AMF, K = Origin NDC, C = Origin SCF, E = Origin DU or O = Origin when the .csm Container Level field is populated with AE = NDC and the .seg Class Defining Preparation field is populated with 6 = Std/Bound Printed Matter/Periodicals Co-Mailings.   | Populate the .csm Entry Point for Entry Discount – Facility Type field with A, B, M, K, C, E or O when the .csm Container Level field is populated with AE and the .seg Class Defining Preparation field is populated with 6.  | .csm           |
| 4237       | The .csm Scheduled Induction Start Date field is required when the .csm USPS Pick Up field is populated with N=No, the .csm Container Status field is populated with T=Transportation info update and the .seg Full Service Participation Indicator field is populated with F=Full Service or M=Mixed (Basic and Full Mixed). The value provided was {1}.   | Populate the .csm Scheduled Induction Start Date field when the .csm USPS Pick Up field is populated with N, the .csm Container Status field is populated with T and the .seg Full Service Participation Indicator field is populated with F or M.   | .csm           |



| Error Code | Mail.dat Client Warning Message   | Action   | Error Location       |
|------------|---|--|----------------------|
| 4238       | The .csm Scheduled Induction Start Time field is required when the .csm USPS Pick Up field is populated with N=No, the .csm Container Status field is populated with R=Ready to pay and the .seg Full Service Participation Indicator field is populated with F=Full Service or M=Mixed (Basic and Full Mixed). The value provided was {1}.                           | Populate the .csm Scheduled Induction Start Time field when the .csm USPS Pick Up field is populated with N, the .csm Container Status field is populated with R and the .seg Full Service Participation Indicator field is populated with F or M. | .csm                 |
| 4239       | The .csm Scheduled Induction Start Time field is required when the .csm USPS Pick Up field is populated with N=No, the .csm Container Status field is populated with T=Transportation info update and the .seg Full Service Participation Indicator field is populated with F=Full Service or M=Mixed (Basic and Full Mixed). The value provided was {1}.             | Populate the .csm Scheduled Induction Start Time field when the .csm USPS Pick Up field is populated with N, the .csm Container Status field is populated with T and the .seg Full Service Participation Indicator field is populated with F or M. | .csm                 |
| 4251       | The STID portion of the Intelligent Mail Barcode in the .pdr file must match the .mpu Mail Piece Unit – Class.  | Populate the STID portion of the .pdr IM/TM/ Barcode field with a value that matches the .mpu Mail Piece Unit – Class field.   | Multiple             |
| 4272       | The .csm Scheduled Induction Start Date field is required when the .csm USPS Pick Up field is populated with N = No, the .csm Container Status field is populated with R = Ready to pay and the .seg Full Service Participation Indicator field is populated with F=Full Service or M=Mixed (Basic and Full Mixed).The value provided was {1}.                        | Populate the .csm Scheduled Induction Start Date field when the .csm USPS Pick Up field is populated with N, the .csm Container Status field is populated with R and the .seg Full Service Participation Indicator field is populated with F or M. | .csm                 |
| 4280       | The STID portion of the Intelligent Mail Barcode in the .pbc file must match the .mpu Mail Piece Unit – Class.  | Populate the STID portion of the .pbc Barcode field with a value that matches the .mpu Mail Piece Unit – Class field.  | Multiple             |
| 4330       | The .csm eInduction Indicator field must be blank when the .csm Parent Container Reference ID field is not populated and the .csm Container Type field is populated with S = Sack (general), V = Sack (Virtual), 1 = #1 Sack, 2 = #2 Sack, 3 = #3 Sack, 4 = 01V Sack, 5 = 03V Sack, O = 1' Tray, T = 2' Tray, E = EMM Tray, F = Flat Tub, or L =Logical Tray (MLOCR). | Verify that the .csm eInduction Indicator field is blank when the .csm Parent Container Reference ID field is not populated and the .csm Container Type field is populated with S, V, 1, 2, 3, 4, 5, O, T, E, F, or L.                             | .csm                 |
| 4390       | The .mpa Mailer ID of Preparer or the .mpa CRID of Preparer must be populated when an incentive is claimed.   | Populate the .mpa Mailer ID of Preparer or the .mpa CRID of Preparer when an incentive is claimed.   | .mpa<br>.ccr         |
| 4391       | The .cpt Mailer ID of Mail Owner, .mpa Mailer ID of Mail Owner, the .cpt CRID of Mail Owner, or the .mpa CRID of Mail Owner must be populated when an incentive is claimed.   | Populate the .cpt Mailer ID of Mail Owner, .mpa Mailer ID of Mail Owner, the .cpt CRID of Mail Owner, or the .mpa CRID of Mail Owner when an incentive is claimed.   | .ccr<br>.mpa<br>.cpt |
| 4392       | The .mpa CRID of Preparer does not exist.   |  | .ccr<br>.mpa         |
| 4393       | The .mpa CRID of Mail Owner does not exist.   | Update the .mpa CRID of Mail Owner to a valid value.   | .ccr<br>.mpa         |
| 4415       | The .hdr {1} File Status cannot be populated with N when the .hdr {1} Record Count field is populated with a value greater than 0.  | Populate the record status field with O, D, R, C or U if the record status is above 0.   |                      |



| <b>Error Code</b> | <b>Mail.dat Client Warning Message</b>   | <b>Action</b>   | <b>Error Location</b> |
|-------------------|--|---|-----------------------|
| 4437              | A .pdr or .pbc file must be submitted for a Seamless Parallel Run Mailing.   | Please include a .pdr or .pbc file with your Seamless Parallel Run eDoc submission.   | Multiple Files        |
| 4440              | For Seamless Parallel Run processing, the .pdr IM/TM/ Barcode field must be populated with a 20, 25, 29, or 31 character value.  | Populate the .pdr IM/TM/ Barcode field a 20, 25, 29, or 31 character value.   | .pdr                  |
| 4442              | For Seamless Parallel Run processing, the .pbc Barcode field must be populated with a 20, 25, 29, or 31 character value.   | Populate the .pbc Barcode field a 20, 25, 29, or 31 character value.  | .pbc                  |
| 4444              | For Seamless Parallel Run processing, the .csm Number of Pieces field is required when the .seg Logical/Physical Container Indicator field is populated with P = Physical Container. The value provided was {1}.   | Populate the .csm Number of Piece field when the .seg Logical/Physical Container Indicator field is populated with P.                           | .csm                  |
| 4445              | For Seamless processing, the .csm Scheduled Ship Date field is required when the .csm USPS Pick Up field is populated with Y = Yes and the .csm Container Status field is populated with R = Ready to Pay or T = Transportation Information Update. The value provided was {1}.              | Populate the .csm Scheduled Ship Date field when the .csm USPS Pick Up field is Y and the .csm Container Status field is populated with R or T. | .csm                  |
| 4446              | For Seamless Parallel Run processing, the .csm Scheduled Ship Date field is required when the .csm USPS Pick Up field is populated with Y = Yes and the .csm Container Status field is populated with R = Ready to Pay or T = Transportation Information Update. The value provided was {1}. | Populate the .csm Scheduled Ship Date field when the .csm USPS Pick Up field is Y and the .csm Container Status field is populated with R or T. | .csm                  |
| 4447              | For Seamless processing, the .csm Scheduled Ship Time field is required when the .csm USPS Pick Up field is populated with Y = Yes and the .csm Container Status field is populated with R = Ready to Pay or T = Transportation Information Update. The value provided was {1}.              | Populate the .csm Scheduled Ship Time field when the .csm USPS Pick Up field is Y and the .csm Container Status field is populated with R or T  | .csm                  |
| 4448              | For Seamless Parallel Run processing, the .csm Scheduled Ship Time field is required when the .csm USPS Pick Up field is populated with Y = Yes and the .csm Container Status field is populated with R = Ready to Pay or T = Transportation Information Update. The value provided was {1}. | Populate the .csm Scheduled Ship Time field when the .csm USPS Pick Up field is Y and the .csm Container Status field is populated with R or T. | .csm                  |
| 4449              | For Seamless processing, the .csm Scheduled Induction Start Date field is required when the .csm Reservation Number and the .csm FAST Content ID fields are populated. The value provided was {1}.   | Populate the .csm Scheduled Induction Start Date field when the .csm Reservation Number and .csm FAST Content ID fields are populated.          | .csm                  |
| 4450              | For Seamless Parallel Run processing, the .csm Scheduled Induction Start Date field is required when the .csm Reservation Number and the .csm FAST Content ID fields are populated. The value provided was {1}.  | Populate the .csm Scheduled Induction Start Date field when the .csm Reservation Number and .csm FAST Content ID fields are populated.          | .csm                  |

| <b>Error Code</b> | <b>Mail.dat Client Warning Message</b>   | <b>Action</b>  | <b>Error Location</b> |
|-------------------|--|--|-----------------------|
| 4451              | For Seamless processing, the .csm Scheduled Induction Start Time field is required when the .csm Reservation Number and the .csm FAST Content ID fields are populated. The value provided was {1}.   | Populate the .csm Scheduled Induction Start Time field when the .csm Reservation Number and .csm FAST Content ID fields are populated.   | .csm                  |
| 4452              | For Seamless Parallel Run processing, the .csm Scheduled Induction Start Time field is required when the .csm Reservation Number and the .csm FAST Content ID fields are populated. The value provided was {1}.  | Populate the .csm Scheduled Induction Start Time field when the .csm Reservation Number and .csm FAST Content ID fields are populated.   | .csm                  |
| 4454              | For Seamless Parallel Run processing, the .csm USPS Pick Up field should be populated with Y – Yes or N – No when the .csm Container Status field is populated with R = Ready to pay or T = Transportation Information Update, and the container is not a sibling.   | Populate the .csm USPS Pick Up with Y – Yes or N – No field when the .seg Full-Service Participation field is populated with F or M, the .csm Container Status field is populated with R or T, and the container is not a sibling.   | .csm                  |
| 4455              | For Seamless processing, the .csm Scheduled Ship Date field must be within 30 days of the past or present of the .csm Postage Statement Mailing Date.  | Populate the .csm Scheduled Ship Date field must be within 30 days of the past or present of the .csm Postage Statement Mailing Date.  | .csm                  |
| 4456              | For Seamless Parallel Run processing, the .csm Scheduled Ship Date field must be within 30 days of the past or present of the .csm Postage Statement Mailing Date.   | Populate the .csm Scheduled Ship Date field must be within 30 days of the past or present of the .csm Postage Statement Mailing Date.  | .csm                  |
| 4458              | For Seamless Parallel Run processing, the value provided for the .csm Entry Point for Entry Discount – Facility Type field was {1}; it cannot contain N = Not Determined when the .csm Container Status is populated with R = Ready to Pay.  | Populate the .csm Entry Point for Entry Discount – Facility Type field with a value other than N when the .csm Container Status field is populated with R.   | .csm                  |
| 4464              | For Seamless Parallel Run processing, if populated, the .csm CSA Agreement ID field must be populated with a 10 digit numeric value between 1000000000 and 9999999999 when .csm Container Status field is populated with R = Ready to Pay.   | Populate the .csm CSA Agreement ID field with a 10 digit numeric value between 1000000000 and 9999999999 when .csm Container Status field is populated with R.   | .csm                  |
| 4466              | For Seamless Parallel Run processing, if populated, the .csm Reservation Number field must be populated with (1) a 10 digit value with the format nnnnn + R + mmdd (where n = numeric and mmdd = date of recurring appointment); (2) a 6 character value with the format nnnnn + R; or (3) a 9 digit numeric value between 100000000 and 999999999, when the .csm Container Status field is populated with R = Ready to Pay. | Populate the .csm Reservation Number field with (1) a 10 digit value with the format nnnnn + R + mmdd (where n = numeric and mmdd = date of recurring appointment); (2) a 6 character value with the format nnnnn + R; or (3) a 9 digit numeric value between 100000000 and 999999999, when the .csm Container Status field is populated with R. | .csm                  |

| Error Code | Mail.dat Client Warning Message  | Action  | Error Location |
|------------|--|---|----------------|
| 4471       | For Full-Service Processing, at least one of the following fields must be populated when the .pbc file is submitted: .mpa Mail Owner's Lcl Permit Ref Num/Int'l Bill Num, .mpa CRID of Mail Owner, .mpa Mailer ID of Mail Owner, .cpt Mailer ID of Mail Owner, .cpt CRID of Mail Owner, or .mpa USPS Publication Number.   | Populate one of the following fields when the .pbc file is submitted for Full-Service mailings: .mpa Mail Owner's Lcl Permit Ref Num/Int'l Bill Num, .mpa CRID of Mail Owner, .mpa Mailer ID of Mail Owner, .cpt Mailer ID of Mail Owner, .cpt CRID of Mail Owner, or .mpa USPS Publication Number. | Multiple       |
| 4472       | For Full-Service Processing, at least one of the following fields must be populated when the .pbc file is submitted for Full-Service: .mpa CRID of Mail Preparer or .mpa Mailer ID of Mail Preparer.   | Populate either the .mpa CRID of Preparer field or the .mpa Mailer ID of Preparer field when the .pbc file is submitted for Full-Service mailings.  | Multiple       |
| 4531       | For {1}, the piece level information is required in either the .pbc or .pdr file.  | Include either the .pdr or .pbc file.   |                |
| 4539       | For {1}, the STC portion of the IMpb provided in the .pdr IM Barcode field must match the .mpu Mail Piece Unit – Class. The value provided was {2}.  | Populate the STC portion of the barcode with a valid value which matches the .mpu Mail Piece Unit – Class.  | .pdr           |
| 4545       | For {1}, the STID portion of the lmb in the .pdr IM Barcode field must match the .mpu Mail Piece Unit – Class.   | Populate the STID portion of the barcode with a valid value which matches the .mpu Mail Piece Unit – Class.   | .pdr           |
| 4548       | For Periodical mailings, containers with container type M = Logical Pallet (MLOCR must be referenced by a physical sibling, when the .csm Container Status is populated with P = Preliminary Postage Statement.  | Populate the .csm Sibling Container Reference ID field for a physical sibling when the .csm Container Type field is populated with M.   | .csm           |
| 4551       | For Periodical mailings, containers with container type V = Sack (Virtual) not marked for co-palletization, must be referenced by a physical sibling, when the .csm Container Status is populated with P = Preliminary Postage Statement.  | Populate the .csm Sibling Container Reference ID field for a physical sibling when the .csm Container Type field is populated with V.   | .csm           |
| 4555       | The .cqt Rate Category provided was {1}. When claiming .cqt Rate Category of S = Single Piece for First Class Residual pieces, you must include Automation or Presort pieces.  | Populate the .cqt Rate Category with E = 5 Digit Barcode, L1 = AADC BC, L2 = MxAADC BC, or N = Presort when your .mpu Mail Piece Unit - Class is populated with 1 = First Class, .mpu Mail Piece Unit - Processing Category is LT = Letter, and the .cqt Rate Category is S = Single Piece.         | .cqt           |
| 4560       | For Full-Service or Mixed Service mailings, physical sibling container information is required for Postage Statement finalization, when the .csm Container Type is set to L = Logical Tray (MLOCR) or M = Logical Pallet (MLOCR), .hdr Mail.dat Presentation Category is set to P = Conventional Presort, and .csm Container Status is set to P = Preliminary Postage Statement. | Populate the .csm Sibling Container Reference ID on a physical container, with a Container ID that references a container with a .csm Container Type of L = Logical Tray (MLOCR) or M = Logical Pallet (MLOCR).   | .csm           |
| 4565       | For Full-Service Processing, the Mail.dat Job is currently missing a file required at Ready to Pay; it must contain either a .pdr or .pbc file.  | Include either a .pdr, or .pbc file in the mailing.   | .csm           |

| <b>Error Code</b> | <b>Mail.dat Client Warning Message</b>   | <b>Action</b>   | <b>Error Location</b> |
|-------------------|--|---|-----------------------|
| 4566              | For Full-Service or Mixed Service mailings, piece data information in the .pdr or .pbc file will be required when the .csm Container Status field is populated with R=Ready to pay.  | Include either a .pdr or .pbc file for containers with a .csm Container Status field populated with R for Full or Mixed Service mailings.                     | .csm                  |
| 4567              | For Full-Service Processing, the Mail.dat Job is currently missing a file required at Ready to Pay; it must contain or have previously contained either a .pdr or .pbc file.   | Include the .pdr or .pbc file when the .csm Container Status field is populated with R for Full-Service mailings.   | .csm                  |
| 4600              | For Periodical mailings, containers with container type L = Logical Tray (MLOCR) must be referenced by a physical sibling, when the .csm Container Status is populated with P = Preliminary Postage Statement.   | Populate the .csm Sibling Container Reference ID field for a physical sibling when the .csm Container Type field is populated with L.                         | .csm                  |
| 4631              | For pallets claiming a .csm Container Level of E = FSS Sort Plan, a .pqt Package Level of X = FSS Sort Plan must be used in order to receive DFSS pricing.   | Populate the .pqt Package Level field with X = FSS Sort Plan for all packages residing on pallets with .csm Container Level of E = FSS Sort Plan.             | .csm                  |
| 4680              | The .mpa Payment Account Number is not valid for the .mpa Publication Number, .mpa Permit ZIP+4, and Permit Type. When populated, the .mpa Payment Account Number must reference an active account number in the PostalOne!, CAPS, or EPS systems that is associated to the .mpa Publication Number, .mpa Permit ZIP+4, and Permit Type. | Populate the .mpa Payment Account Number with an active account number that is associated to the .mpa Publication Number, .mpa Permit ZIP+4, and Permit Type. | .mpa                  |
| 4721              | The .cqt Simplified Address Indicator value of Y = Yes Simplified Address should only be used when the .mpu Mail Piece Unit - Class is 4 = Pkg Services and the .mpu Mail Piece Unit - Processing Category is FL = Flat.   | Update the .cqt Simplified Address Indicator.   | Multiple              |
| 4830              | For an Informed Delivery Campaign, a start date is required.   |   | n/a                   |
| 4831              | For an Informed Delivery Campaign, an end date is required.  |   | n/a                   |
| 4832              | For an Informed Delivery Campaign, a serial number within the barcode is required.   |   | n/a                   |
| 4833              | For an Informed Delivery Campaign, a campaign code is required.  |   | n/a                   |
| 4834              | For an Informed Delivery Campaign, a campaign title is required.   |   | n/a                   |
| 4835              | For an Informed Delivery Campaign, a mailer ID within the barcode is required.   |   | n/a                   |
| 4836              | For an Informed Delivery Campaign, the start date cannot be in the past.   |   | n/a                   |
| 4837              | For an Informed Delivery Campaign, the end date cannot be in the past.   |   | n/a                   |
| 4838              | For an Informed Delivery Campaign, the end date cannot be before the start date.   |   | n/a                   |
| 4839              | For an Informed Delivery Campaign, the end date cannot be the same as the start date.  |   | n/a                   |
| 4840              | For an Informed Delivery Campaign, the serial number length must be valid within the barcode.  |   | n/a                   |

| Error Code | Mail.dat Client Warning Message   | Action   | Error Location |
|------------|---|--|----------------|
| 4841       | For an Informed Delivery Campaign, the end serial cannot be before the start serial.  |  | n/a            |
| 4842       | For an Informed Delivery Campaign, the target URL must be formatted properly (http://www.url.com).  |  | n/a            |
| 4843       | For an Informed Delivery Campaign, the campaign cannot overlap with an existing campaign for the barcode MID.   |  | n/a            |
| 4844       | For an Informed Delivery Campaign, the campaign code must be unique for the barcode MID.  |  | n/a            |
| 4845       | For an Informed Delivery Campaign, the campaign serial grouping was invalid.  |  | n/a            |
| 4846       | For an Informed Delivery Component Campaign, the mail owner MID is required.  |  | n/a            |
| 4847       | For an Informed Delivery Campaign, a display name is required.  |  | n/a            |
| 4848       | For an Informed Delivery Campaign, the replacement URL must be formatted properly (http://www.url.com).   |  | n/a            |
| 4849       | For an Informed Delivery Campaign, the ride along image max file size is 200KB and the pixel max size is 300 X 200.                                   |  | n/a            |
| 4850       | For an Informed Delivery Campaign, the replacement image max file size is 200KB and the pixel max size is 780 X 500.                                  |  | n/a            |
| 4851       | PostalOne! encountered internal errors when sending campaign to Informed Delivery.  |  | n/a            |
| 4862       | Alphanumeric Data Type Error: The .csm Scheduled Induction End Time must be populated with an alphanumeric value formatted as HH:MM (when populated). | Populate .csm Scheduled Induction End Time field with an alphanumeric value.                           |                |
| 4863       | Date Data Type Error: Scheduled Induction End Date must be a valid numeric value formatted as YYYYMMDD in the .csm file                               | Populate the .csm Scheduled Induction End Date field with a valid numeric value formatted as YYYYMMDD. |                |

**Table 9-3 Mail.dat Client Warning Messages**

## 9.4 Mail.dat Server Error Messages

Server validation errors are thrown in the database after a job validates and uploads successfully through the Mail.dat Client application. These errors are thrown when a job contains invalid combinations of data. The server validations include, qualification report generation checks, and postage statement generation checks that are not performed through the Mail.dat Client Application.

This is a list of all the possible Mail.dat server validation error messages from the Database. Note text in brackets () is explanatory and does not appear in the error message.

| Error Code  | Mail.dat Server Error Message   | Action  | Error Location |
|-------------|---|---|----------------|
| 6000 Series | <i>PostalOne!</i> encountered an internal error during Mail.Dat file load. This will automatically be re-attempted. | Job submission will be automatically re-attempted | File Load      |



| <b>Error Code</b> | <b>Mail.dat Server Error Message</b>   | <b>Action</b>   | <b>Error Location</b> |
|-------------------|--|---|-----------------------|
| 6000 Series       | <i>PostalOne!</i> encountered internal errors during Mail.Dat file load. Please contact <i>PostalOne!</i> application support for assistance.  | Contact <i>PostalOne!</i> application support.  | File Load             |
| 6000 Series       | <i>PostalOne!</i> encountered an internal error during Mail.Dat validations. This will automatically be re-attempted.  | Job submission will be automatically re-attempted   | Multiple Files        |
| 6000 Series       | <i>PostalOne!</i> encountered internal errors during Mail.Dat validations. Please contact <i>PostalOne!</i> application support for assistance.  | Contact <i>PostalOne!</i> application support.  | Multiple Files        |
| 6000 Series       | <i>PostalOne!</i> encountered an internal error during the Qualification Report generation process. This will automatically be re-attempted.   | Job submission will be automatically re-attempted   | Qual Report           |
| 6000 Series       | <i>PostalOne!</i> encountered internal errors during the Qualification Report generation process. Please contact <i>PostalOne!</i> application support for assistance.   | Contact <i>PostalOne!</i> application support.  | Qual Report           |
| 6000 Series       | <i>PostalOne!</i> encountered an internal error during the Postage Statement Generation process. This will automatically be re-attempted.  | Job submission will be automatically re-attempted   | Postage Statement     |
| 6000 Series       | <i>PostalOne!</i> encountered internal errors during the Postage Statement Generation process. Please contact <i>PostalOne!</i> application support for assistance.  | Contact <i>PostalOne!</i> application support.  | Postage Statement     |
| 7000              | The Sum of CQT pieces/copies do not match the pieces/copies of the associated CSM record.  | Verify that the .csm Number of Copies and Pieces is equal to the sum of the .cqt Number of Copies and Pieces.   | Multiple Files        |
| 7001              | The CQT number of pieces does not match the CQT number of copies.  | Populate the .cqt Number of Pieces with the same value that is populated in the .cqt Number of Copies field.  | .cqt                  |
| 7002              | The PQT number of pieces does not match the PQT number of copies.  | Populate the .pqt Number of Pieces with the same value that is populated in the .pqt Number of Copies field.  | .pqt                  |
| 7003              | The parent CSM number of pieces does not match the sum of all child CSM pieces.  | Populate the .csm Number of Pieces field for the parent container with a value that is equal to the sum of all child .csm Number of Pieces.   | .csm                  |
| 7004              | The parent CSM weight does not match the sum of all child CSM weights.   | Populate the .csm Total Weight field for the parent container with a value that is equal to the sum of all .csm child weights.  | .csm                  |
| 7006              | For each .cqt and .pdr CQT Database ID, the number of .pdr records whose .pdr "Wasted or Shortage Piece" Indicator is set to "W" = Wasted piece produced but was spoiled; "S" = Shortage – piece NOT produced; or blank = for all else must equal the .cqt Number of Pieces, the .cqt Number of Copies, or a value in between the .cqt Number of Pieces and .cqt Number of Copies. The value provided was {1}. | Verify that the .pdr records whose .pdr "Wasted or Shortage Piece" Indicator is set to W, S, or blank are equal to the .cqt Number of Pieces, the .cqt Number of Copies, or a value in between the .cqt Number of Pieces and .cqt Number of Copies. | Multiple Files        |
| 7007              | A valid Finance number could not be found for the .mpa Permit Zip+4.The value provided was {1}.  | Populate the .mpa Permit ZIP+4 field with a value that maps back to a valid Finance Number.   | Qual Report           |



| Error Code | Mail.dat Server Error Message  | Action  | Error Location    |
|------------|--|---|-------------------|
| 7011       | A Qualification Report was not generated.  | Verify that all fields are populated correctly to create a Qualification Report.                                      | Qual Report       |
| 7012       | A Shortage/Spoilage adjustment was attempted on an already finalized postage statement. Adjustment could not be made.  | All shortage/spoilage adjustments must be made prior to postage statement finalization.                               | Postage Statement |
| 7013       | The PDR Shortage/Spoilage adjustment could not be covered by the associated postage statement. Adjustment could not be made.   | Verify that the .pdr Wasted or Shortage Piece Indicator field is populated correct for Shortage/Spoilage adjustments. | Postage Statement |
| 7014       | The PAR Shortage/Spoilage adjustment could not be covered by any existing un-finalized postage statement. Adjustment could not be made.  | Verify that the fields in the .par file is populated correct for Shortage/Spoilage adjustments.                       | .par              |
| 7017       | Parent container does not exist.   | Verify that the .csm Parent Container Reference ID field is populated with a valid value.                             | .csm              |
| 7026       | Invalid Rate Category/Destination Entry combination. The value provided was {1}.   | Populate the .cqt Rate Category and .cqt Destination Entry field with a valid combination.                            | Postage Statement |
| 7027       | {1} statement failed to account for all {2}. Expected: {3}, mapped: {4}. For Postage Statement Seq. Id: {5}, no postage rate was found for this combination of inputs: Seg Id: {6}, Cpt Class: {7}, Ctr Status: {8}, Postg Grouping Id: {9}, Mailing Date: {10}, Customer Ref Id: {11}, Fed Agency Cost Code: {12}, Permit Number: {13}, Permit Zip: {14}, Postage Payment Method: {15}, Permit Type: {16}, Finance Number: {17}, Process Category: {18}, Rate Type: {19}, Mpu Class: {20}, Rate Schedule: {21}, Rate Cat: {22}, CQT Zone: {23}, Number of Pieces: {24}.                                     | Populate Mail.dat fields according to <i>PostalOne!</i> Technical Specification to map to lines correctly.            | Postage Statement |
| 7028       | {1} statement failed to account for all {2}. Expected: {3}, mapped: {4}. For Postage Statement Seq. Id: {5}, no postage rate was found for this combination of inputs: Seg Id: {6}, Cpt Class: {7}, Ctr Status: {8}, Postg Grouping Id: {9}, Mailing Date: {10}, Customer Ref Id: {11}, Fed Agency Cost Code: {12}, Permit Number: {13}, Permit Zip: {14}, Postage Payment Method: {15}, Permit Type: {16}, Finance Number: {17}, Process Category: {18}, Rate Type: {19}, Mpu Class: {20}, Rate Schedule: {21}, Rate Cat: {22}, CQT Zone: {23}, Simplified Address Indicator: {24}, Number of Pieces: {25}. | Populate Mail.dat fields according to <i>PostalOne!</i> Technical Specification to map to lines correctly.            | Postage Statement |

| Error Code | Mail.dat Server Error Message  | Action   | Error Location    |
|------------|--|--|-------------------|
| 7029       | {1} statement failed to account for all {2}. Expected: {3}, mapped: {4}. For Postage Statement Seq. Id: {5}, no postage rate was found for this combination of inputs: Seg Id: {6}, Cpt Class: {7}, Ctr Status: {8}, Postg Grouping Id: {9}, Mailing Date: {10}, Customer Ref Id: {11}, Fed Agency Cost Code: {12}, Permit Number: {13}, Permit Zip: {14}, Postage Payment Method: {15}, Permit Type: {16}, Finance Number: {17}, Process Category: {18}, Rate Type: {19}, Mpu Class: {20}, Rate Schedule: {21}, Rate Cat: {22}, CQT Zone: {23}, Number of Pieces: {24}. | Populate Mail.dat fields according to <i>PostalOne!</i> Technical Specification to map to lines correctly. | Postage Statement |
| 7030       | A Periodical or Pending Periodical statement failed to account for all pieces. Expected: {1}, mapped: {2}. For Postage Statement Seq. Id: {3}, no postage rate was found for this combination of inputs: Seg Id: {4}, Cpt Class: {5}, Ctr Status: {6}, Postg Grouping Id: {7}, Mailing Date: {8}, Customer Ref Id: {9}, Fed Agency Cost Code: {10}, Permit Number: {11}, Permit Zip: {12}, Postage Payment Method: {13}, Process Category: {14}, Rate Type: {15}, Mpu Class: {16}, Rate Cat: {17}, CQT Zone: {18}, Number of Pieces: {19}.                               | Populate Mail.dat fields according to <i>PostalOne!</i> Technical Specification to map to lines correctly. | Postage Statement |
| 7031       | Invalid Rate Category/In-County Out-County Indicator for Periodical Postage Statements. Invalid Postage Statement value – {1}.   | Populate Mail.dat fields according to <i>PostalOne!</i> Technical Specification to map to lines correctly. | Postage Statement |
| 7032       | Invalid Rate Category used for a Non-Incidental Enclosure Postage Statement. Invalid Rate Category – {1}.  | Populate Mail.dat fields according to <i>PostalOne!</i> Technical Specification to map to lines correctly. | Postage Statement |
| 7033       | A Mail Owner and Mail Preparer were not provided and the submitting user does not have a linked Permit within the Post Office of Mailing from the .mpa Permit ZIP+4  | Populate the preparer permit with a valid value that is linked to the user.                                | Qual Report       |
| 7034       | All permits in a single version must map to a finance number.  | Populate all permits in a single version with values that map to the same finance number.                  | Qual Report       |
| 7042       | The duplicate tray barcode percentage is more than the threshold for {1}, actual: {2}, threshold: {3}.   | Verify that the job does not include duplicate barcodes.   | .csm              |
| 7046       | Total Weight of Host CPT exceeds 20 ounces – {1}.  | Populate the .cpt Component – Weight field with a value that is less than or equal to 20 oz.               | .cpt              |
| 7047       | When the Container and Bundle Charge Method field is populated with 2 = Charge all to one of the publications, the MPA ID for Container and Bundle Charge Method field in the .seg file must match an MPA ID in the .mpa file in order to generate Section D (Bundle) Lines on a Postage Statement. The value provided was {1}.  | Populate Mail.dat fields according to <i>PostalOne!</i> Technical Specification to map to lines correctly. | Postage Statement |

| Error Code | Mail.dat Server Error Message   | Action  | Error Location    |
|------------|---|---|-------------------|
| 7048       | When the Container and Bundle Charge Method field is populated with 2 = Charge all to one of the publications, the MPA ID for Container and Bundle Charge Method field in the .seg file must match an MPA ID in the .mpa file in order to generate Section E (Container) Lines on a Postage Statement. The value provided was {1}.                                    | Populate Mail.dat fields according to <i>PostalOne!</i> Technical Specification to map to lines correctly.  | Postage Statement |
| 7053       | The .seg Container and Bundle Charge Method 1 is not fully supported and requires manual entry of a container and bundle statement for the third party payer.   | A postage statement must be entered manually.   | .seg              |
| 7054       | The .cqt Service Level Indicator must be F when the .seg Full Service Participation Indicator is F = full-service option.   | Populate the .cqt Service Level Indicator field with F when the .seg Full-Service Participation Indicator field is F.   | Multiple files    |
| 7055       | The .cqt Service Level Indicator must be F=full-service option for at least one .cqt record when the .seg Full Service Participation Indicator is M=Mixed-service (basic and full mixed).   | Populate the .cqt Service Level Indicator field with F for at least one .cqt record when the .seg Full-Service Participation Indicator is populated with M.   | Multiple files    |
| 7056       | The .cqt Service Level Indicator must be populated with B = Basic, P = PostNet or O for other such as non-auto when the .seg Full-Service Participation Indicator field is blank.   | Populate the .seg Service Level Indicator field with O, B, or P when the .seg Full-Service Participation Indicator field is blank.  | Multiple files    |
| 7057       | The postage statement for this job has been frozen. Once a postage statement is frozen, containers within that postage statement cannot be canceled. {1}.   | Do not attempt to cancel containers that are associated to a frozen postage statement.  | Multiple files    |
| 7058       | Cannot update records whose Record Status is set to O= Original. {1}.   | Populate the Record Status field with U for update job submissions.   | .hdr              |
| 7059       | The .csm Label: IM/TM/ Container or IM/TM/ Tray Barcode must be unique below the configurable threshold when the .csm Container Status is R = Ready to pay or T = Transportation Information Update, if after R = Ready to pay or X = Previously Closed or Paid, and the .cqt Service Level Indicator is F = full-service option for the specified .csm Container ID. | Populate the .csm Label: IM/TM/ Container or IM/TM/ Tray Barcode field with a value that is unique below the configurable threshold when the .csm Container Status is R or T and the .cqt Service Level Indicator is F for the specified .csm Container ID.                 | Multiple Files    |
| 7060       | The .pdr IM/TM/ Barcode must be unique below the configurable threshold ({1}%) when the .csm Container Status is R = Ready to pay, the .cqt Service Level Indicator field is F = Full service option for the specified .csm Container ID, and the mailing is not setup as a Simple Mailing. The percentage duplicate was {2}.   | Populate the .pdr IM/TM/ Barcode field with a value that is unique below the configurable threshold when the .csm Container Status is R, the .cqt Service Level Indicator field is F for the specified .csm Container ID, and the mailing is not setup as a Simple Mailing. | Multiple Files    |
| 7061       | The .pbc Barcode must be unique below the configurable threshold ({1}%) when the .csm Container Status is R= Ready to pay, the .cqt Service Level Indicator field is F=Full service option for the specified .csm Container ID, and the mailing is not setup as a Simple Mailing. The value provided was {2}.   | Populate the .pbc Barcode field with a value that is unique below the configurable threshold when the .csm Container Status is R, the .cqt Service Level Indicator field is F for the specified .csm Container ID, and the mailing is not setup as a Simple Mailing.        | .pbc              |

| Error Code | Mail.dat Server Error Message   | Action  | Error Location    |
|------------|---|---|-------------------|
| 7063       | The PBC Shortage/Spoilage adjustment is greater than the postage on the associated postage statement. Adjustment could not be made. {1}.  | Adjust the amount of the .pbc Shortage/Spoilage amount to a value that is less than the postage on the associated postage statement.            | .pbc              |
| 7068       | Submission date must be within 30 days of the Postage Statement Mailing Date. The System will only support Transportation Update with Container Status T = Transportation Information Update, if after R = Ready To Pay or X = Previously Closed or Paid. The value provided was {1}.   | Submit the job within 30 days of the .csm Postage Statement Mailing Date field value.   | .csm              |
| 7078       | The total postage on the lines for a postage statement does not match the total on the statement's header.  | Populate Mail.dat fields according to <i>PostalOne!</i> Technical Specification to map to lines correctly.                                      | Postage Statement |
| 7079       | There were duplicate postage statement lines (Section: '%', Line Number: '%') generated for a postage statement with Mail Class ('%').  | Populate Mail.dat fields according to <i>PostalOne!</i> Technical Specification to map to lines correctly.                                      | Postage Statement |
| 7081       | A Pending Periodical statement failed to account for all pieces on the standard postage or bound printed matter lines. Expected: {1}, mapped: {2}. For Postage Statement Seq. Id: {3}, no postage rate was found for this combination of inputs: Seg Id: {4}, Cpt Class: {5}, Ctr Status: {6}, Postg Grouping Id: {7}, Mailing Date: {8}, Customer Ref Id: {9}, Fed Agency Cost Code: {10}, Permit Number: {11}, Permit Zip: {12}, Postage Payment Method: {13}, Permit Type: {14}, Finance Number: {15}, Process Category: {16}, Rate Type: {17}, Mpu Class: {18}, Number of Pieces: {19}. | Populate Mail.dat fields according to <i>PostalOne!</i> Technical Specification to map to lines correctly.                                      | Postage Statement |
| 7085       | There are more than one origin entry offices for the CPP permit. There must be only one origin entry office for a mailing with a CPP permit.  | Populate the .mpa Permit Number with a value that has only one origin entry office for the CPP Permit.  | Multiple Files    |
| 7091       | For eInduction processing, the .csm Label: IM Container Or IM Tray Barcode field must be unique within the submitted job.   | Populate the .csm Label: IM/TM/ Container Or IM/TM/ Tray Barcode field with a unique value within the submitted job.                            | Multiple Files    |
| 7092       | Referential Integrity Error: The Total Number of Copies from all .pqt child handling unit records must equal the .cqt parent records Number of Copies   | Verify that the total Number of Copies from all .pqt child handling unit records is equal to the .cqt parent records Number of Copies           | Multiple Files    |
| 7093       | Referential Integrity Error: The number of child .pdr records must equal a count between the Number of Pieces and the Number of Copies in the parent .csm file.   | Verify that the number of child .pdr records is equal to a count between the Number of Pieces and the Number of Copies in the parent .csm file. | Multiple Files    |

| Error Code | Mail.dat Server Error Message  | Action   | Error Location |
|------------|--|--|----------------|
| 7104       | For Seamless, the .csm Label: IM/TM/ Container Or IM/TM/ Tray Barcode field must contain exactly 21 characters when the .csm Container Type is P = Pallet, H = EIRS 61 – Hamper, Large Canvas, A = EIRS 61P – Hamper, Large Plastic, G = EIRS 66 – General Purpose Mail Container w/Gate D = EIRS 68 – Eastern Region Mail Container w/Web Door, R = EIRS 84 – Wire Container Rigid, C = EIRS 84C – Collapsible Wire Container, Z = User Pallet, AB = Air Box, B = Bedload, U = Unit Load Device or W = Walled Unit. The value provided was {1}. | Populate the .csm Label: IM/TM/ Container Or IM/TM/ Tray Barcode field with exactly 21 characters when the .csm Container Type is P, H, A, G, D, R, C, Z, AB, B, U, or W.  | .csm           |
| 7105       | For Seamless, the .csm Label: IM/TM/ Container Or IM/TM/ Tray Barcode field must begin with 99M when the corresponding .csm Container Type is P = Pallet, H = EIRS 61 – Hamper, Large Canvas, A = EIRS 61P – Hamper, Large Plastic, G = EIRS 66 – General Purpose Mail Container w/Gate D = EIRS 68 – Eastern Region Mail Container w/ Web Door, R = EIRS 84 – Wire Container Rigid, = EIRS 84C – Collapsible Wire Container, Z = User Pallet, AB = Air Box, B = Bedload, U = Unit Load Device or W = Walled Unit. The value provided was {1}.   | Populate the .csm Label: IM/TM/ Container Or IM/TM/ Tray Barcode field with a value that begins 99M when the corresponding .csm Container Type is P, H, A, G, D, R, C, Z, AB, B, U, or W.  | .csm           |
| 7106       | For Seamless, the .csm Label: IM Container Or IM Tray Barcode field must be unique within the submitted job and amongst all physical pallets associated to the .seg eDoc Sender CRID value that were finalized within the last 45 days of the Postage Statement Mailing Date.  | Populate the .csm Label: IM/TM/ Container Or IM/TM/ Tray Barcode field with a unique value within the submitted job and amongst all physical pallets associated to the .seg eDoc Sender CRID value that were finalized within the last 45 days of the Postage Statement Mailing Date.        | .csm           |
| 7107       | For Seamless, the .csm Label: IM/TM/ Container Or IM/TM/ Tray Barcode field contains an invalid value; it must contain a 24 character IMtb.  | Populate the .csm Label: IM/TM/ Container Or IM/TM/ Tray Barcode field with a 24 character IMtb.   | .csm           |
| 7108       | For Seamless, the .csm Label: IM Container Or IM Tray Barcode field must be unique within the submitted job and amongst all physical handling units associated to the .seg eDoc Sender CRID value that were finalized within the last 45 days of the Postage Statement Mailing Date.   | Populate the .csm Label: IM/TM/ Container Or IM/TM/ Tray Barcode field with a unique value within the submitted job and amongst all physical handling units associated to the .seg eDoc Sender CRID value that were finalized within the last 45 days of the Postage Statement Mailing Date. | .csm<br>.seg   |
| 7115       | Referential Integrity Error: The number of child .pbc records must equal a count between the Number of Pieces and the Number of Copies in the parent .csm file   | Verify that the number of child .pbc records is equal to a count between the Number of Pieces and the Number of Copies in the parent .csm file.  | Multiple Files |
| 7136       | More than {1} failures for error code: {2}.  |  | Multiple Files |
| 7151       | POSTNET barcode is not eligible for Automation pricing.  | Populate the IMTM Barcode or claim a Non-Automation rate.  | Multiple Files |



| Error Code | Mail.dat Server Error Message  | Action  | Error Location  |
|------------|--|---|-----------------|
| 7152       | For postage statement processing, only one line between lines H1 – H4 of PS Form 3602-R/N may be submitted on a single postage statement when the .mpu Mail Piece Unit Weight is not identical. Combinations of lines H1 and H3 or H2 and H4 may be submitted on a single postage statement if the .mpu Mail Piece Unit Weight is identical. | Update the .mpu Mail Piece Unit Weight to be identical for all mailpieces between lines H1 and H3 or H2 and H4, or break up lines H1 and H3 or H2 and H4 to different postage statement if weight is not identical.   | .mpu            |
| 7166       | For Seamless processing, the .pdr IM/TM/ Barcode must be unique below the configurable threshold ({1}%), when the submission is not setup as a simple mailing, and the .csm Container Status is R = Ready to Pay. The value provided was {2}%.   | Populate the .pdr IM/TM/ Barcode field with a value that is unique below the configurable threshold, when the submission is not setup as a simple mailing, and the .csm Container Status is R.  | .pdr            |
| 7170       | For Seamless processing the .pbc Barcode must be unique below the configurable threshold ({1}%), when the submission is not setup as a simple mailing. The value provided was {2}.   | Populate the .pbc Barcode field with a value that is unique below the configurable threshold, when the submission is not setup as a simple mailing.   | .pbc            |
| 7172       | When multiple .mpa records are provided, the associated CRID determined for the provided .mpa Mailer ID of Preparer does not match the associated Mailer ID determined for the provided .mpa CRID of Preparer of another record, when the associated fields are not populated. Only one Mailing Agent can be identified per mailing.         | If your job identifies a separate .mpa Mailer ID of Preparer and .mpa CRID of Preparer, for all .mpa records, make sure the associated CRID determined for the .mpa Mailer ID of Preparer matches the associated MID determined .mpa CRID of Preparer.  | N/A             |
| 7174       | For Postage Statement processing, Form 3602R/N – Section H for Product Samples must be submitted on a separate Postage Statement.  |   | Multiple Fields |
| 7175       | The CRID {1} of the Permit Holder with the MailPiece Unit Name {2}, Mail Piece Unit ID {3} and Segment ID {4} is not nonprofit authorized.   | When the .mpu Mail Piece Unit – Rate Type is N = Nonprofit, please provide a nonprofit eligible Mail Owner in one of the following fields; .cpt Mailer ID of Mail Owner, .mpa Mailer ID of Mail Owner, .cpt CRID of Mail Owner, .mpa CRID of Mail Owner, or .mpa Mail Owner Lcl Permit Ref Number/ Int'l Bill Number and .mpa Mail Owner Lcl Permit Ref Number / Int'l Bill Num – Type. | .mpu            |
| 7176       | For Seamless processing, the number of child .pbc records must equal a count between the parent .csm Number of Pieces field and the .csm Number of Copies field.   | Verify that the number of child .pbc records is equal a count between the parent .csm Number of Pieces field and the .csm Number of Copies field when the .seg Full-Service Participation Indicator field is populated with F or M, and the .csm Container Status field is populated with R.  | Multiple        |



| Error Code | Mail.dat Server Error Message  | Action   | Error Location |
|------------|--|--|----------------|
| 7191       | For {1}, the .pdr IM Barcode must either be 31 characters in length with a 9 or 11-Digit .pdr Piece Barcode or is 31 characters in length or less and the .upa Address must be populated for the corresponding .pdr Piece ID or the .sfr Service Type must be populated with NP for the corresponding .pdr Piece ID. | Provide a 31 character IM barcode with a 9 or 11-Digit .pdr Piece Barcode or provide the .upa Address field with corresponding .upa Piece ID or provide the .sfr Service Type of NP with the corresponding .sfr Piece ID.                                      | Multiple       |
| 7200       | The unique combination of .pdr Piece ID and .pdr CQT Database ID must match the .sfr Piece ID and .sfr CQT Database ID.  | Populate the .sfr Piece ID and .sfr CQT Database ID to match the .pdr Piece ID and .pdr CQT Database ID.   | Multiple       |
| 7201       | The unique combination of .pbc PBC Unique ID and .pbc CQT Database ID must match the combination of .sfr Piece ID and .sfr CQT Database ID.  | Populate the .sfr Piece ID and .sfr CQT Database ID to match the .pbc PBC Unique ID and .pbc CQT Database ID.  | Multiple       |
| 7202       | A postage statement contains mail piece units both with the Picture Permit Imprint Incentive and without. Pieces claiming the Picture Permit Indicia Incentive must be on their own postage statement.   | Update the .mpa Customer Reference ID or .csm Postage Grouping ID to separate Picture Permit Imprint pieces.   | Multiple       |
| 7206       | The .upa Piece ID must match the .pdr Piece ID or the .pbc PBC Unique ID   | Update the .upa Piece ID field to match the .pdr Piece ID or the .pbc PBC Unique ID.   | .upa           |
| 7216       | The .pdr IM Barcode was not populated with an IMpb. The .pdr IM Barcode must be populated with an IMpb when the .mpu Mail Piece Unit – Class is 1 = First Class, the .mpu Mail Piece Unit – Processing Category is PF = Parcels, First Class, and the .hdr Mail.dat Presentation Category is N = Single Piece.       | Populate the .pdr IM Barcode with an IMpb.   | .pdr           |
| 7218       | The Mail Preparer on Update submissions must be the same as the Mail Preparer from the Origin submission.  | Update the .mpa Mailer ID of Preparer or .mpa CRID of Preparer on the Update submission to match the Origin. If you are attempting to correct the Mail Preparer on an Origin submission, delete the Origin submission, correct the Mail Preparer and resubmit. | .mpa           |
| 7239       | The .sfr Service Type Z1 = Adult Signature Required and Z2 = Adult Signature Restricted cannot be claimed together on the same piece.  | Only claim .sfr Service Type Z1 or Z2 on an individual piece.  | .sfr           |
| 7240       | The .sfr Service Type H = Return Receipt (Electronic) and HM = Return Receipt (Form 3811) cannot be claimed together on the same piece.  | Only claim .sfr Service Type H or HM on an individual piece.   | .sfr           |
| 7241       | The Picture Permit extra service fee should not be claimed within both the .ccr file and the .sfr file.  | Only attempt to claim Picture Permit extra service within the .sfr file.   | .sfr           |
| 7243       | The .sfr Service Type E = Insured and H = Return Receipt (Electronic) cannot be claimed together on the same piece when the Insured .sfr Service Stated Value is greater than \$500.   | Only claim the .sfr Service Type of E and H on the same piece when the Insured .sfr Service Stated value is less than \$500.   | .sfr           |
| 7244       | In an update submission, the primary key of the {1} file cannot be updated, {2}.   | Do not attempt to update a primary key of a file in an update submission.  | Multiple files |

| Error Code | Mail.dat Server Error Message  | Action   | Error Location |
|------------|--|--|----------------|
| 7245       | Referential Integrity Error: The total number of copies from all .pdr/.pbc records must equal a count between the .pqt Number of Pieces and the .pqt Number of Copies for the corresponding CQT Database ID {1} and Package ID {2} when the .cqt Service Level Indicator is populated with F = Full Service. | Verify that the number of .pdr/.pbc records is equal to a count between the .pqt Number of Pieces and the .pqt Number of Copies. | Multiple files |
| 7253       | The .ccr Characteristic of SB cannot be claimed on a single postage statement with .ccr Characteristics of ME, MI, CP, or SS.  |  | .ccr           |

**Table 9-4 Mail.dat Server Error Messages**

## 9.5 Mail.dat Server Warning Messages

This is a list of all the possible Mail.dat server validation warning messages from the Database. Note text in brackets () is explanatory and does not appear in the error message.

| Error Code | Mail.dat Server Warning Message   | Action   | Error Location             |
|------------|---|--|----------------------------|
| 7082       | For eInduction processing, the .csm Label: IM/TM/ Container Or IM/TM/ Tray Barcode field for Imcb(s)/pallets must be unique amongst all containers associated to the .seg eDoc Sender CRID value that were finalized within the last 45 days. | Populate the .csm Label: IM/TM/ Container Or IM/TM/ Tray Barcode field for Imcb(s)/pallets with a unique value amongst all containers associated to the .seg eDoc Sender CRID value that were finalized within the last 45 days. | .csm                       |
| 7083       | For eInduction processing, the .csm Label: IM/TM/ Container Or IM/TM/ Tray Barcode field for Imcb(s)/pallets must be unique amongst all containers finalized within the last 45 days.   | Populate the .csm Label: IM/TM/ Container Or IM/TM/ Tray Barcode field for Imcb(s)/pallets with a unique amongst all containers finalized within the last 45 days.   | .csm                       |
| 7084       | There are zero origin entry offices for the CPP permit. There must be one entry office for a mailing with a CPP permit.   | Populate the .mpa Permit Number with a value that has an entry office for the CPP Permit.  | Postal Service Permit Data |
| 7096       | The permit balance of the .mpa Permit Number {1} and Permit ZIP+4 {2} provided will be negative after postage statement processing.   | Add Funds to the .mpa Permit Number  | .mpa                       |
| 7097       | The balance of .mpa USPS Publication Number {1} and Permit ZIP+4 {2} provided will be negative after postage statement processing.  | Add Funds to the .mpa USPS Publication Number  | .mpa                       |
| 7098       | The balance of .mpa Account Number {1} will be negative after Postage Statement processing.   | Add funds to the .mpa Account Number.  | .mpa                       |
| 7100       | The additional postage permit balance associated to the .mpa Permit Number {1} for Pre-Cancelled Stamps and Permit ZIP+4 {2} provided will be negative after postage statement processing.  | Add Funds to the .mpa Permit Number  | .mpa                       |
| 7101       | According to the Seamless Acceptance Site, the statement submitted is not eligible for Auto-Finalization. Your statement will not be Auto-Finalized.  | Check which Postage Statement types are eligible for Auto-Finalization through the Seamless Acceptance Site for your Seamless Acceptance CRID. Ensure your statement is manually finalized.                                      | .csm                       |

| Error Code | Mail.dat Server Warning Message   | Action  | Error Location |
|------------|---|---|----------------|
| 7102       | According to the Seamless Acceptance Site, the processing category provided is not eligible for Auto-Finalization. Your statement will not be Auto-Finalized.   | Check which Processing Category values are eligible for Auto-Finalization through the Seamless Acceptance Site for your Seamless Acceptance CRID. Ensure your statement is manually finalized.  | .csm           |
| 7103       | According to the Seamless Acceptance Site, the Full Service Participation value provided is not eligible for Auto-Finalization. Your statement will not be Auto-Finalized.  | Check which Full Service Participation values are eligible for Auto-Finalization through the Seamless Acceptance Site for your Seamless Acceptance CRID. Ensure your statement is manually finalized.   | .csm           |
| 7109       | For Seamless, containers with container type M= Logical Pallet (MLOCR) must be referenced by a physical sibling with .csm Sibling Container Indicator populated with Y=Yes, and the submission is not setup as a simple mailing.  | Populate the .csm Sibling Container Indicator field with Y for a physical sibling when the .csm Container Type field is populated with M, and the submission is not setup as a simple mailing.  | .csm           |
| 7110       | For Seamless, containers with container type L =Logical Tray (MLOCR) must be referenced by a physical sibling with .csm Sibling Container Indicator populated with Y=Yes, and the submission is not setup as a simple mailing.  | Populate the .csm Sibling Container Indicator field with Y for a physical sibling when the .csm Container Type field is populated with L, and the submission is not setup as a simple mailing.  | .csm           |
| 7112       | For Seamless, the .csm Entry Point – Actual/Delivery – Locale Key must be populated with a 9 digit alphanumeric value that is not ‘ORIGIN’ or ‘LOCORIGIN.’  | Populate the .csm Entry Point – Actual/Delivery – Locale Key field with a 9 digit alphanumeric value that is not ‘ORIGIN’ or ‘LOCORIGIN.’   | .csm           |
| 7114       | The CAPS Credit Account balance associated to the .mpa Permit Number {1} and Permit ZIP+4 {2} provided will be negative after postage statement processing.   | Add Funds to the CAPS Credit Account.   | .mpa           |
| 7116       | For Seamless Parallel Run, the .csm Label: IM/TM/ Container Or IM/TM/ Tray Barcode field must begin with 99M when the corresponding .csm Container Type is P = Pallet, H = EIRS 61 – Hamper, Large Canvas, A = EIRS 61P – Hamper, Large Plastic, G = EIRS 66 – General Purpose Mail Container w/Gate D = EIRS 68 – Eastern Region Mail Container w/Web Door, R = EIRS 84 – Wire Container Rigid, = EIRS 84C – Collapsible Wire Container, Z = User Pallet, AB = Air Box, B= Bedload, U = Unit Load Device or W = Walled Unit. The value provided was {1}. | Populate the .csm Label: IM/TM/ Container Or IM/TM/ Tray Barcode field with a value that begins 99M when the corresponding .csm Container Type is P, H, A, G, D, R, C, Z, AB, B, U, or W.   | .csm           |
| 7117       | For Seamless Parallel Run, the .csm Label: IM Container Or IM Tray Barcode field must be unique within the submitted job and amongst all physical pallets associated to the .seg eDoc Sender CRID value that were finalized within the last 45 days of the Postage Statement Mailing Date.  | Populate the .csm Label: IM/TM/ Container Or IM/TM/ Tray Barcode field with a unique value within the submitted job and amongst all physical pallets associated to the .seg eDoc Sender CRID value that were finalized within the last 45 days of the Postage Statement Mailing Date. | .csm           |

| Error Code | Mail.dat Server Warning Message   | Action   | Error Location |
|------------|---|--|----------------|
| 7118       | For Seamless Parallel Run, the .csm Label: IM/TM/ Container Or IM/TM/ Tray Barcode field contains an invalid value; it must contain a 24 character IMtb.  | Populate the .csm Label: IM/TM/ Container Or IM/TM/ Tray Barcode field with a 24 character IMtb.   | .csm           |
| 7119       | For Seamless Parallel Run, the .csm Label: IM Container Or IM Tray Barcode field must be unique within the submitted job and amongst all physical handling units associated to the .seg eDoc Sender CRID value that were finalized within the last 45 days of the Postage Statement Mailing Date.   | Populate the .csm Label: IM/TM/ Container Or IM/TM/ Tray Barcode field with a unique value within the submitted job and amongst all physical handling units associated to the .seg eDoc Sender CRID value that were finalized within the last 45 days of the Postage Statement Mailing Date. | .csm<br>.seg   |
| 7120       | For Seamless Parallel Run, containers with container type M= Logical Pallet (MLOCR) must be referenced by a physical sibling with .csm Sibling Container Indicator populated with Y=Yes, and the submission is not setup as a simple mailing.   | Populate the .csm Sibling Container Indicator field with Y for a physical sibling when the .csm Container Type field is populated with M, and the submission is not setup as a simple mailing.   | .csm           |
| 7121       | For Seamless Parallel Run, containers with container type L=Logical Tray (MLOCR). Must be referenced by a physical sibling with .csm Sibling Container Indicator populated with Y= Yes, and the submission is not setup as a simple mailing.  | Populate the .csm Sibling Container Indicator field with Y for a physical sibling when the .csm Container Type field is populated with L, and the submission is not setup as a simple mailing.   | .csm           |
| 7123       | For Seamless Parallel Run, the .csm Entry Point – Actual/Delivery – Locale Key must be populated with a 9 digit alphanumeric value that is not ‘ORIGIN’ or ‘LOCORIGIN.’   | Populate the .csm Entry Point – Actual/Delivery – Locale Key field with a 9 digit alphanumeric value that is not ‘ORIGIN’ or ‘LOCORIGIN.’  | .csm           |
| 7124       | For Seamless Parallel Run, the .csm Label: IM/TM/ Container Or IM/TM/ Tray Barcode field must contain exactly 21 characters when the .csm Container Type is P = Pallet, H = EIRS 61 – Hamper, Large Canvas, A = EIRS 61P – Hamper, Large Plastic, G = EIRS 66 – General Purpose Mail Container w/Gate D = EIRS 68 – Eastern Region Mail Container w/Web Door, R = EIRS 84 – Wire Container Rigid, C = EIRS 84C – Collapsible Wire Container, Z = User Pallet, AB = Air Box, B = Bedload, U = Unit Load Device or W = Walled Unit. The value provided was {1}. | Populate the .csm Label: IM/TM/ Container Or IM/TM/ Tray Barcode field with exactly 21 characters when the .csm Container Type is P, H, A, G, D, R, C, Z, AB, B, U, or W.  | .csm           |
| 7128       | The .mpa CRID of Preparer must be enrolled as an MSP in the ProgReg Incentive Program Tool when an Incentive is claimed.  |  | .ccr<br>.mpa   |
| 7130       | Message to display return from program registration.  |  | .ccr<br>.mpa   |
| 7135       | More than {1} failures for error code: {2}.   |  |                |
| 7138       | The permit balance of the .mpa Permit Number {1} and Permit ZIP+4 {2} provided will be negative after postage statement processing.   |  | .mpa           |
| 7139       | The permit balance of the .mpa Permit Number {1} and Permit ZIP+4 {2} provided will be negative after postage statement processing.   |  | .mpa           |

| Error Code | Mail.dat Server Warning Message   | Action   | Error Location |
|------------|---|--|----------------|
| 7140       | The permit balance of the .mpa Permit Number {1} and Permit ZIP+4 {2} provided will be negative after postage statement processing.   |  | .mpa           |
| 7141       | The permit balance of the .mpa Permit Number {1} and Permit ZIP+4 {2} provided will be negative after postage statement processing.   |  | .mpa           |
| 7142       | Container Deviation ({1}) > Max Allowed ({2})   |  | Multiple       |
| 7143       | Bundle Deviation ({1}) > Max Allowed ({2})  |  | Multiple       |
| 7145       | The .ccr Characteristic provided was {1}. The Incentive claimed is not active. The discount will not be applied.  |  | .ccr           |
| 7147       | The .ccr Characteristic provided was {1}. The identified mailing roles provided are not enrolled for the incentive claimed. The discount will not be applied.   |  | .ccr           |
| 7148       | The .ccr Characteristic provided was {1}. The incentive claimed does not yield the greatest discount. The discount will not be applied.   |  | .ccr           |
| 7157       | A postage statement contains mail piece units both with mobile barcode and without mobile barcode. The postage statement must contain mail piece units all that claim mobile barcode. The {1} incentive will not be applied.                                | Update the .mpa Customer Reference ID or .csm Postage Grouping ID to separate mobile barcode pieces.   | Multiple Files |
| 7167       | For Seamless Parallel Run processing, the .pdr IM/TM/ Barcode must be unique below the configurable threshold ({1}%), when the submission is not setup as a simple mailing, and the .csm Container Status is R = Ready to Pay. The value provided was {2}%. | Populate the .pdr IM/TM/ Barcode field with a value that is unique below the configurable threshold, when the submission is not setup as a simple mailing, and the .csm Container Status is R.             | .pdr           |
| 7171       | For Seamless Parallel Run processing the .pbc Barcode must be unique below the configurable threshold ({1}%), when the submission is not setup as a simple mailing. The value provided was {2}.   | Populate the .pbc Barcode field with a value that is unique below the configurable threshold, when the submission is not setup as a simple mailing.  | .pbc           |
| 7177       | For Seamless Parallel Run processing, the number of child .pbc records must equal a count between the parent .csm Number of Pieces field and the .csm Number of Copies field.   | Verify that the number of child .pbc records is equal a count between the parent .csm Number of Pieces field and the .csm Number of Copies field when the .csm Container Status field is populated with R. | .pbc<br>.csm   |
| 7178       | There are no remaining Credits for the Earned Value incentive, incentive was not applied.   |  | .ccr           |
| 7181       | The .ccr Characteristic provided was {1}. The incentive claimed is not the exclusive incentive. The discount will not be applied.   |  | .ccr           |
| 7182       | A postage statement contains mail piece units both with Intelligent Mail Barcode (Imb) and without Imb. The postage statement must contain mail piece units that all contain the Imb . The {1} incentive will not be applied.                               |  | Multiple       |



| Error Code | Mail.dat Server Warning Message  | Action  | Error Location |
|------------|--|---|----------------|
| 7183       | The .ccr Characteristic provided was {1}. The .cpt Mailer ID of Mail Owner, .mpa Mailer ID of Mail Owner, the .cpt CRID of Mail Owner, or the .mpa CRID of Mail Owner must be populated with a valid value when an incentive is claimed. The discount will not be applied.   | Populate the .cpt Mailer ID of Mail Owner, .mpa Mailer ID of Mail Owner, the .cpt CRID of Mail Owner, or the .mpa CRID of Mail Owner with a valid value when an incentive is claimed. | .cpt<br>.mpa   |
| 7184       | The .ccr Characteristic provided was {1}. The .mpa Mailer ID of Preparer or the .mpa CRID of Preparer must be populated with a valid value when an incentive is claimed. The discount will not be applied.   | Populate the .mpa Mailer ID of Preparer or .mpa CRID of Preparer with a valid value when an incentive is claimed.   | .mpa           |
| 7186       | For {1}, the combination of MID and Serial Number of lmb provided in the .pdr IM Barcode field must be unique within the mailing.  | Populate the Serial Number with a unique value.   | N/A            |
| 7188       | For {1}, the combination of MID and Serial Number of IMPb provided in the .pdr IM/TM Barcode field must be unique within the mailing, when the submission is not setup as a simple mailing.  | Populate the MID and Serial Number with a unique value, when the submission is not setup as a simple mailing.   | .pbc           |
| 7194       | The .ccr Characteristic provided was {1}. There are no qualifying pieces for the incentive claimed in the postage statement. The discount will not be applied.   |   | .ccr           |
| 7195       | Tracking Services will not be available for Postage Statement ID {1} unless a valid .mpa MID of Preparer is provided.  | Populate the .mpa MID of Preparer with a valid MID.   | .mpa           |
| 7196       | Tracking Services will not be available for all pieces associated to Postage Statement ID {1} unless a valid .pdr IM/TM Barcode is provided.   | Populate the .pdr IM/TM Barcode with a valid value.   | .pdr           |
| 7197       | Tracking Services will not be available for all pieces associated to Postage Statement ID {1} when a 5, 9 or 11 digit .pdr Piece Barcode is not provided or the .upa Address field is not populated  | Populate the .pdr Piece Barcode field or the .upa Address field.  | .pdr           |
| 7203       | The .ccr Characteristic provided was {1}. The .ccr Characteristic field is populated with Pieces claiming a Incentive of AD = Premium Advertising or CP = Color Ink and the .ccr Characteristic Type field is populated with I = Incentive. The pieces claiming the Incentive must be on a separate postage statement. | Update the .mpa Customer Reference ID or .csm Postage Grouping ID to separate pieces claiming AD = Premium Advertising or CP = Color Ink.   | .ccr           |
| 7204       | In order to receive Tracking Services, a .pdr file is required.  | To receive Tracking Services, submit a .pdr file instead of a .pbc file.  | Multiple       |
| 7215       | The .seg FCM Letter Residual Preparation Indicator cannot be blank when Residual Letters of less than or equal to and greater than 1 ounce reside in the same container.   | When Residual Letters of less than or equal to and greater than 1 ounce reside in the same container, populate the .seg FCM Letter Residual Preparation Indicator with M = Mixed.     | .seg           |
| 7219       | In order to claim Election Mail, all pieces on a statement must claim Election Mail without claiming any Political Mail. The statement will not be identified as Election Mail.  | Populate all .ccr Characteristic fields with EM = Election Mail, and no .ccr Characteristic field with PM = Political Mail, in order to identify a mailing as Election Mail.          | .ccr           |



| Error Code | Mail.dat Server Warning Message   | Action  | Error Location |
|------------|---|---|----------------|
| 7220       | In order to claim Political Mail, all pieces on a statement must claim Political Mail without claiming any Election Mail. The statement will not be identified as Political Mail. | Populate all .ccr Characteristic fields with PM = Political Mail, and no .ccr Characteristic field with EM = Election Mail, in order to identify a mailing as Political Mail. | .ccr           |
| 7222       | The .sfr Service Type of DP = Day Old Poultry can only be used when the .cqt Zone is populated with 5 = Zone 5, 6 = Zone 6, 7 = Zone 7, 8 = Zone 8, or 9 = Zone 9.                | Populate the .cqt Zone with 5 = Zone 5, 6 = Zone 6, 7 = Zone 7, 8 = Zone 8, or 9 = Zone 9.  | .sfr           |
| 7223       | The .ccr Characteristic provided was {1}. The Coupon will not be applied because it has already been used.  |   | .ccr           |
| 7224       | The .ccr Characteristic provided was {1}. The Coupon will not be applied because the piece threshold was not met.   |   | .ccr           |
| 7225       | The .ccr Characteristic provided was {1}. The Coupon will not be applied because the postage threshold was not met.   |   | .ccr           |
| 7229       | The .mpa USPS Publication Number {1} and Permit ZIP+4 {2} has unpaid fees, unless the fees are paid, the Postage Statement will not be  | Pay the fees associated to the .USPS Publication Number and Permit ZIP+4.   | .mpa           |
| 7230       | The .mpa Permit Number {1} and Permit ZIP+4 {2} has unpaid fees, unless the fees are paid, the Postage Statement will not be Auto_Finalized.                                      | Pay the fees associated to the .mpa Permit Number and Permit ZIP+4.   | .mpa           |
| 7231       | The incentive claimed is not preverified. The incentive will not be applied.  |   | .ccr           |
| 7236       | An entry discount has been claimed when the .csm USPS Pickup field = "Y".   | Populate the .cqt Destination Entry with a value of "N" or set the .csm USPS Pickup field to "N".   | .csm           |
| 7237       | There are no remaining Credits for the Saturation/High Density incentive, incentive was not applied.  |   | .ccr           |
| 7242       | The Mailer ID provided in the .csm Label: IM Container Or IM Tray Barcode field (Mailer ID {1}) is invalid.   | Update the Mailer ID portion of the .csm Label: IM Container Or IM Tray Barcode.  | .csm           |
| 7251       | The maximum cap has been reached for the incentive, incentive was not applied   |   | .ccr           |

**Table 9-5 Mail.dat Server Warning Messages**

## 9.6 Mail.dat Client Info Messages

This is a list of all the possible Mail.dat Client file validation info messages from the Mail.dat Client.

| Error Code | Mail.dat Client Info Message | Action | Error Location |
|------------|------------------------------|--------|----------------|
| 3760       | Loaded SEG file              |        | .seg           |
| 3761       | Loaded MPU file              |        | .mpu           |
| 3762       | Loaded CPT file              |        | .cpt           |

|      |   |  |      |
|------|---|--|------|
| 3763 | Loaded CQT file   |  | .cqt |
| 3764 | Loaded PQT file   |  | .pqt |
| 3765 | Loaded WSR file   |  | .wsr |
| 3766 | Loaded PDR file   |  | .pdr |
| 3767 | Loaded SFR file   |  | .sfr |
| 3770 | Loaded PAR file   |  | .par |
| 3773 | Loaded OCI file   |  | .oci |
| 3774 | Loaded MCR file   |  | .mcr |
| 3775 | Loaded MPA file   |  | .mpa |
| 3776 | Loaded CSM file   |  | .csm |
| 3782 | Loaded HDR file   |  | .hdr |
| 4225 | Loaded PBC file   |  | .pbc |
| 4358 | Loaded CCR file   |  | .ccr |
| 4527 | When an additional entry office is created, the CAPS Account number of the original office will not be linked to the new entry office. Please submit PS Form 6002 to link your CAPS Account number to the publication number at the new entry office. |  | .mpa |
| 4547 | Loaded UPA file   |  | .upa |
| 4564 | The .par file submitted with Adjustment Type = 03 (Spoilage) or 04 (Shortage) has adjusted a postage statement with an incentive; the incentive amount on spoiled pieces should be deducted from the .par Adjustment Amount.                          | Deduct the incentive amount from the .par Adjustment Amount if the Adjustment Type = 03 (Spoilage) or 04 (Shortage) and the piece received an incentive. | .par |
| 4713 | Loaded RMR file   |  | .rmr |
| 4776 | Loaded RMS file   |  | .rms |
| 4786 | Loaded RMB file   |  | .rmb |
| 7035 | PDR Spoilage and Shortage cannot be applied to Periodical, Standard/Periodical Co-Mailings, Package Service Parcels, or Priority Mail.  |  | .pdr |
| 7036 | PBC Spoilage and Shortage cannot be applied to Periodical, Standard/Periodical Co-Mailings, Package Service Parcels, or Priority Mail.  |  | .pbc |

|      |   |  |                |
|------|---|--|----------------|
| 7137 | More than {1} failures for error code: {2}.   |  | Multiple Files |
| 7207 | <i>PostalOne!</i> encountered internal errors after the postage statement was finalized for Container ID {1}. Please contact <i>PostalOne!</i> application support for assistance.                              |  |                |
| 7208 | <i>PostalOne!</i> encountered internal errors after the postage statement was reversed for Container ID {1}. Please contact <i>PostalOne!</i> application support for assistance.                               |  |                |
| 7209 | <i>PostalOne!</i> encountered internal errors during the output of pieces to MYPost for Container ID {1}. Please contact <i>PostalOne!</i> application support for assistance.                                  |  |                |
| 7210 | <i>PostalOne!</i> encountered internal errors after the postage statement was canceled for Container ID {1}. Please contact <i>PostalOne!</i> application support for assistance.                               |  |                |
| 7211 | <i>PostalOne!</i> encountered internal errors after the mailing group was deleted on the Dashboard for Container ID {1}. Please contact <i>PostalOne!</i> application support for assistance.                   |  |                |
| 7212 | <i>PostalOne!</i> encountered internal errors during Shipping Services File creation for Container ID {1}. Please contact <i>PostalOne!</i> application support for assistance.                                 |  |                |
| 7214 | <i>PostalOne!</i> encountered internal errors during the output of pieces to CSDB. Please contact <i>PostalOne!</i> application support for assistance.   |  |                |
| 7227 | The .par Adjustment Types of 03 = Spoilage and 04 = Shortage are not supported for Periodicals, Standard/Periodical Co-Mailings, Package Service Parcels, or Priority Mail. The adjustment will not be applied. |  | .par           |
| MAX1 | Greater than {0} occurrences of message {1} encountered; excess messages truncated.   |  |                |

**Table 9-6 Mail.dat Client Info Message**

## 10. Change History Archive

| Section  | Title                            | Release Functionality | Description                                    |
|----------|----------------------------------|-----------------------|--|
| 6.19.4   | Package Services PS 3605         | R47                   | Added CoPal/CoMail Weights for BPM             |
| 6.19.2.1 | Periodical in Mixed Class Comail | R47                   | Added clarification for D1 and D5              |
| 1.2      | Releases Addressed               | R47                   | Clarified version support wording in Table 1-1 |

| Section | Title  | Release Functionality | Description                                  |
|---------|--|-----------------------|--|
| 6.18.1  | First Class Mail   | R47                   | Added Retail                                 |
| 6.19.1  | First-Class Mail and First-Class Package Service PS 3600 | R47                   | Updated line C7 to read "Line Not Supported" |
| 9.2     | Mail.dat Client Error Messages                           | R47                   | Modified Error Codes 3924                    |

| Section | Title  | Release Functionality | Description   |
|---------|--|-----------------------|---|
| 4.3.3.2 | Mailing Agent (Preparer)                                 | --                    | Removed outdated permit reference   |
| 4.3.4   | Postage Statement By/For Information                     | --                    | Removed outdated permit reference   |
| 5.7     | Component Characteristics Record (CCR)                   | R47                   | Renamed .ccr Characteristic value of PI to "Informed Delivery Campaign"   |
| 5.19    | Referenceable Mail Summary Record (RMS)                  | R47                   | Updated .rms Display Name to be required  |
| 6.10.3  | Program Specifics  | --                    | Removed outdated A/B Testing Incentive reference<br>Removed Mobile Shopping with Informed Delivery information  |
| 6.19.1  | First-Class Mail and First-Class Package Service PS 3600 | R47                   | Updated PS 3600 FCM Section B<br>Added PS 3600 FCM Lines C5, C6, C7   |
| 6.20    | Informed Delivery  | R47                   | Added Informed Delivery application details   |
| 7.0     | Status Receipt File Layout                               | R47                   | Added Informed Delivery receipt tags for ASCII, XML, and Enhanced XML   |
| 9.1     | Mail.dat Pre-validation Error Messages                   | R47                   | Added error to disallow changing of eDoc Sender for same Job ID/User License Code   |
| 9.2     | Mail.dat Client Error Messages                           | R47                   | Added Error Codes 4852, 4854, 4855, 4856, 4857, 4858, 4859<br>Modified Error Codes 0860, 1023 to support new FCM lines<br>Modified Error Codes 4048, 4058, 4057, 4084, 4766 |
| 9.3     | Mail.dat Client Warning Messages                         | R47                   | Added Warnings 4830-4851 representing responses from Informed Delivery  |

| Section | Title                          | Release Functionality | Description   |
|---------|--------------------------------|-----------------------|---|
| 5.8     | Container Summary Record (CSM) | R47                   | Added L3 and L4 as .cqt Rate Categories for which bundle prices to not apply for barcoded letter-size mail prepared in full letter trays. |
| 6.10.3  | Program Specifics              | R47                   | Added Mobile Shopping with Informed Delivery information  |

|        |   |     |  |
|--------|---|-----|--|
| 6.12   | Combined Mailings of Standard Mail, Package Services, and Periodicals | R47 | Added support for BPM Flats in Co-Mailings   |
| 6.19.2 | PS Periodicals PS Form 3541   | R47 | Updated PS3541 Section E to split Sacks and Trays lines  |
| 6.19.6 | Extra Services by Postage Statement                                   | R47 | Remove HFPU references   |
| 6.21   | Creating a Single Piece Mailing                                       | --  | Added Section detailing how to create a single piece mailing   |
| 9.2    | Mail.dat Client Error Messages  | R47 | Updated error code 4681, 4136, 4142, 4165, 4167, 4214, 4208, 4163<br>Added error code 4813, 4814, 4815, 4816, 4817, 4818, 4819<br>Removed error code 4286<br>Renamed .seg Class Defining Preparation 6 to Std/Bound Printed Matter/Periodicals Co-Mailings |

| Section  | Title                             | Release Functionality | Description  |
|----------|-----------------------------------|-----------------------|--|
| 3        | Mail.dat File Definitions         | R46                   | Added RMB information  |
| 4.2.3.19 | Referenceable Mail Barcode Record | R46                   | Added RMB information  |
| 5.18     | Referenceable Mail Record (RMR)   | --                    | Added details around Template Code requiring uppercase values A-Z  |
| 5.20     | Referenceable Mail Barcode Record | R46                   | Added section for RMB  |
| 6.6      | Mail Anywhere                     | R46                   | Added EPS Account Number reference   |
| 9.2      | Mail.dat Client Error Messages    | R46                   | Added error codes 4778, 4779, 4780, 4781, 4782, 4785, 4787, 4788, 4789, 4790, 4791, 4792, 4793, 4794, 4795, 4796, 4797, 4798, 4799, 4800, 4801, 4802, 4803, 4804, 4809, 4811, 4812<br>Modified error code 0534, 4398, 4303, 4418 |
| 9.3      | Mail.dat Client Warning Messages  | R46                   | Modified error code 4680   |
| 9.5      | Mail.dat Server Warning Messages  | R46                   | Removed error codes 7158, 7159, 7160, 7161   |
| 9.6      | Mail.dat Client Info Messages     | R46                   | Added error code 4786  |

| Section | Title             | Release Functionality | Description  |
|---------|-------------------|-----------------------|--|
| 6.20    | Informed Delivery | R45.3                 | Added Informed Delivery Mailing Scenario to outline additional campaign restrictions imposed by ID application |

| Section  | Title                                   | Release Functionality | Description   |
|----------|---|-----------------------|---|
| 2.1.2    | System Requirements                     | R45.2                 | Updated JRE version to 1.8.0_121  |
| 2.1.2.1  | Using Sun Hotspot JVM only              | R45.2                 | Updated JRE version to 1.8.0_121  |
| 3        | Mail.dat File Definitions               | R45.3                 | Added Referenceable Mail Summary Record (.rms) file information   |
| 4.1.5.2  | Software Prerequisites                  | R45.2                 | Updated JRE version to 1.8.0_121  |
| 4.2.3.18 | Referenceable Mail Summary Record       | R45.3                 | Added Referenceable Mail Summary Record (.rms) file information   |
| 5.1      | Header Record (HDR)                     | 45.3                  | Updated to support additional referenceable mail functionality  |
| 5.18     | Referenceable Mail Record (RMR)         | 45.3                  | Updated to support additional referenceable mail functionality  |
| 5.19     | Referenceable Mail Summary Record (RMS) | 45.3                  | Updated to support additional referenceable mail functionality  |
| 6.19.2   | Periodical PS Form 3541                 | --                    | Added missing Container Level AC support for D1-D6  |
| 9.2      | Mail.dat Client Error Messages          | R45.3                 | Removed error codes 4190, 7252<br>Added error code 4777<br>Upgraded 4714 and 4715 from Warning to Error<br><br>Added/updated the following error codes for RMS support/RMR changes:<br>4753, 4754, 4755, 4756, 4757, 4758, 4759, 4805, 4761, 4762, 4763, 4764, 4765, 4766, 4767, 4807, 4769, 4770, 4771, 4772, 4810, 4773, 4774, 4775, 4692, 4693, 4730, 4731, 4701, 4806, 4808 |
| 9.6      | Mail.dat Client Info Messages           | 45.3                  | Updated to support additional referenceable mail functionality – added error code 4776  |

| Section | Title                          | Release Functionality | Description  |
|---------|--------------------------------|-----------------------|--|
| 9.2     | Mail.dat Client Error Messages | R45.1                 | Updated the following error codes to remove .cqt Rate Category H = 3 Digit Barcode: 4349, 4555, 0019, 3546, 3805, 4011, and 4019 |

| Section | Title                           | Release Functionality | Description   |
|---------|---------------------------------|-----------------------|---|
| 5.3     | Mail Piece Unit (MPU)           | -                     | Added guidance for .mpu Machinability Indicator                           |
| 5.8     | Container Summary Record (CSM)  | -                     | Added guidance for .csm Tray Preparation Type                             |
| 7.7.2   | Enhanced XML Field Descriptions | R45.1                 | Added incentive tags incentive-type, incentive-pieces, incentive-discount |



|          |                                   |       |  |
|----------|-----------------------------------|-------|--|
| 6.3.2.2  | Finalization of Postage Statement | -     | Added section to eInduction Mailing Scenario   |
| 6.19.2.1 | Periodical in Mixed Class Comail  | R45.1 | Added section for unique comail mapping rules for PS3541 Section D and E   |
| 9.2      | Mail.dat Client Error Messages    | R45.1 | Updated error codes 3658 and 4282 to remove .cqt Rate Category H = 3 Digit Barcode<br>Added error code 4752 for .oci file verification<br>Updated error code 4139 to allow value of V = PVDS |

| Section | Title                          | Release Functionality | Description   |
|---------|--------------------------------|-----------------------|---|
| 9.2     | Mail.dat Client Error Messages | R45.1                 | Updated error code 0998 to indicate blank as allowable value<br>Updated error codes 4137, 4138 to allow value of V = PVDS |

| Section  | Title                          | Release Functionality | Description  |
|----------|--------------------------------|-----------------------|--|
| 4.2.3.17 | Referenceable Mail Record      | R45                   | Added guidance specific to host components   |
| 9.2      | Mail.dat Client Error Messages | R45                   | Added dynamic Extra Services error code 4728. Removed duplicate extra services error codes 4594, 4622, 4630, 4653, 4677, 4678<br>Updated error code 3984 to allow .mpa Postage Payment Method G for Package Services |
| 9.4      | Mail.dat Server Error Messages | R45                   | Removed duplicate extra services error code 7233   |
|          |                                |                       |  |

| Section  | Title                          | Release Functionality | Description  |
|----------|--------------------------------|-----------------------|--|
| 4.2.3.17 | Referenceable Mail Record      | R45                   | Updated to include additional detail on submission of .rnr files   |
| 9.2      | Mail.dat Client Error Messages | R45                   | Removed error codes 4285, 4297<br>Updated .cqt Zone error codes for 1153, 4156, 1148, 2207, 1114<br>Updated RMR error codes 4714, 4715 (additionally switched from Error to Warning, moving them to Section 9.3)<br>Added RMR error codes 4732, 4733 |
| 9.4      | Mail.dat Server Error Messages | R45                   | Added Incentive error code 7253  |

| Section | Title                          | Release Functionality | Description   |
|---------|--------------------------------|-----------------------|---|
| 6.19.3  | Standard Mail Form 3602 R/N    | R45                   | Added Section L – Customized MarketMail   |
| 9.2     | Mail.dat Client Error Messages | R45                   | Removed Error Code 4727 for .sfr Service Type J and J2 restrictions<br>Remove Error Code 4649<br>Added Error Code 4729 for Shipping Products Permit |

| Section  | Title   | Release Functionality | Description  |
|----------|---|-----------------------|--|
| 3        | Mail.dat File Definitions                                 | R45                   | Added Referenceable Mail Record (.rmr) file information  |
| 4.2.3.17 | Referenceable Mail Record                                 | R45                   | Added Referenceable Mail Record (.rmr) file information  |
| 5.1      | Header Record (HDR)                                       | R45                   | Added Referenceable Mail Record (.rmr) file information  |
| 5.8      | Container Summary Record (CSM)                            | R45                   | Added Referenceable Mail Record (.rmr) file information  |
| 5.18     | Referenceable Mail Record                                 | R45                   | Added Referenceable Mail Record (.rmr) file information  |
| 6.17     | Pending Periodicals                                       | R45                   | Updated mapping for pending periodicals.   |
| 6.19.1   | First-Class Mail and First-Class Package Services PS 3600 | R45                   | Updated Sections A, B and D  |
| 6.19.2   | Periodicals PS Form 3541                                  | R45                   | Updated Sections B, C, D, E  |
| 6.19.3   | Standard Mail Form 3602 R/N                               | R45                   | Updated Sections A, B, C, D, E, F  |
| 6.19.6   | Extra Services by Postage Statement                       | R45                   | Added S8 and S9 mapping support for PS 3602N   |
| 9.2      | Mail.dat Client Error Messages                            | R45                   | <p>Updated error code 3573 description and action to include inverse condition.</p> <p>Updated error codes 1148, 1149, and 2207 to remove .cqt Zone W support</p> <p>Added Referenceable Mail Record (.rmr) client validations<br/>Added error codes 4719, 4720, 4727, 4730, 4731</p> <p>Updated error codes 4645 and 3661 to reference USPS Marketing Mail</p> <p>Updated error code 4677 and added error code 4678 to support .sfr for 3602R and 3602N</p> <p>Updated error code 0998 to support new .seg Mailing Agreement Types</p> <p>Update the following error codes for .mpu Mail Piece Unit - Rate Type: 4611, 4612, 4625, 4630, 4684, 0843, 0857, 0863</p> <p>Update the following error codes for .cqt Component - Rate Type: 4634, 4683, 3682, 3524</p> <p>Update the following error codes for .ccr Characteristic: 4389</p> <p>Update the following error codes for .cqt Rate Category: 4685, 2209, 4768, 1158A, 1158B, 1164, 1165, 3806, 3810, 3939, 4161, 4162</p> <p>Update the following error codes for .csm Entry Point for Entry Discount - Facility Type: 4217, 4193, 4194, 4195</p> |

|     |                                  |     |  |
|-----|----------------------------------|-----|--|
| 9.4 | Mail.dat Server Error Messages   | R45 | Added error code 7252 for .rmr Mailer ID                   |
| 9.5 | Mail.dat Server Warning Messages | R45 | Added warning code 7251 for incentive cap                  |
| 9.6 | Mail.dat Client Info Messages    | R45 | Added Referenceable Mail Record (.rmr) client info message |

# INDEX

|  |                 |                                     |          |
|--|-----------------|-------------------------------------|----------|
| <b>A</b>                               |                 | Mailpiece Unit.....                 | 24       |
| Advertising Percentage .....           | 30              | Package Quantity.....               | 25       |
| Advertising Percentage Worksheet ..... | 129             | Piece Barcode.....                  | 25       |
| <b>B</b>                               |                 | Piece Detail .....                  | 25       |
| batch processor.....                   | 27              | Postage Adjustment .....            | 25       |
| stopping.....                          | 20              | relationships .....                 | 31       |
| Business Mail Entry Units (BMEU) ..... | 26              | Segment.....                        | 24       |
| business mailer .....                  | 26, 27          | Walk Sequence .....                 | 25       |
| <b>C</b>                               |                 | file transfer processing order..... | 209      |
| collaboration                          |                 | files                               |          |
| opportunities .....                    | 1               | Processing Order .....              | 209      |
| Component file .....                   | 24, 73, 76      | firewall .....                      | 28       |
| Component File .....                   | 33              | Flat Machinability .....            | 69       |
| container                              |                 | <b>H</b>                            |          |
| level.....                             | 88              | hardware                            |          |
| type.....                              | 87              | required.....                       | 27       |
| Container                              |                 | Header file.....                    | 24       |
| Type Values .....                      | 87              | Header Record.....                  | 59       |
| Container Quantity file .....          | 25, 38, 97, 100 | <b>I</b>                            |          |
| Container Summary file .....           | 25, 80, 87      | Idealliance.....                    | 1        |
| Container Summary File (CSM) .....     | 55              | Intelligent Mail Range file .....   | 93       |
| <b>D</b>                               |                 | Internet connection.....            | 26       |
| deleteing jobs .....                   | 56              | Issue Date                          |          |
| delimiter                              |                 | Suggested.....                      | 76       |
| parameter.....                         | 191             | <b>J</b>                            |          |
| <b>E</b>                               |                 | Java upload server.....             | 193, 201 |
| eDoc enrollment .....                  | 114             | job                                 |          |
| entry point                            |                 | deleting .....                      | 56       |
| facility .....                         | 89              | JVM.....                            | 28       |
| Errors                                 |                 | <b>K</b>                            |          |
| common.....                            | 6               | key field                           |          |
| common file formatting .....           | 51              | bundle .....                        | 92       |
| data .....                             | 209             | bundles .....                       | 90       |
| Issue Resolution .....                 | 209             | key fields                          |          |
| processing order.....                  | 209             | postage statements.....             | 41, 42   |
| validation .....                       | 12              | <b>M</b>                            |          |
| viewing .....                          | 211             | Mail PieceUnit .....                | 67       |
| <b>F</b>                               |                 | Mail.dat                            |          |
| Fields                                 |                 | definitions.....                    | 24       |
| Conventions .....                      | 58, 105         | Field Validations.....              | 58, 105  |
| Key .....                              | 41, 42          | formatting errors.....              | 51       |
| Validation.....                        | 58, 105         | required files.....                 | 31       |
| file                                   |                 | Specification.....                  | 1        |
| Component.....                         | 24              | Mailer Postage Account file.....    | 24, 71   |
| Container Quantity.....                | 25              | Mailpiece Unit file .....           | 24       |
| Container Summary.....                 | 25              | MPU/C Relationship file .....       | 70       |
| Header.....                            | 24              |                                     |          |
| Mailer Postage Account.....            | 24              |                                     |          |

**P**

package level ..... 91

Package Quantity file ..... 25, 90, 91

Piece Barcode file ..... 25

Piece Detail ..... 93

Piece Detail file ..... 25, 92

Pmstage ..... 1

port numbers ..... 28

Postage Adjustment file ..... 25, 95

postage payment ..... 40

postage statements

    key fields ..... 41, 42

    receipt file ..... 189

postal1.ini file ..... 189

*PostalOne!* system

    overview ..... 1

    prerequisites ..... 27

Pricing and Classification Center (PCSC) ..... 130

problem resolution ..... 51

Provider Code ..... See ULC

**R**

receipt file

    content ..... 189

    record formats ..... 190

    transfer-status ..... 191, 193, 201

relationship constraint ..... 31

replacing jobs ..... 57

**S**

Secure Sockets Layer (SSL) ..... 29

Segment file ..... 24

Segment Record ..... 63

Sending Mail.dat files ..... 26

software

    required ..... 28

Status

    receipt.poll.sleep.time.ms ..... 18

Status.receipt.file.repository.location ..... 17

Status.receipt.type ..... 17

stopping

    batch processor ..... 20

**T**

Test Environment for Mailers (TEM) ..... 2

transferring methods

    introduction ..... 27

transfer-status ..... 191

troubleshooting ..... 51

**U**

update

    commands ..... 56

User License Code (ULC) ..... 29

**V**

validation

    Field ..... 58, 105

    log file ..... 12

    validation log errors ..... 209, 211

**W**

Walk Sequence file ..... 25